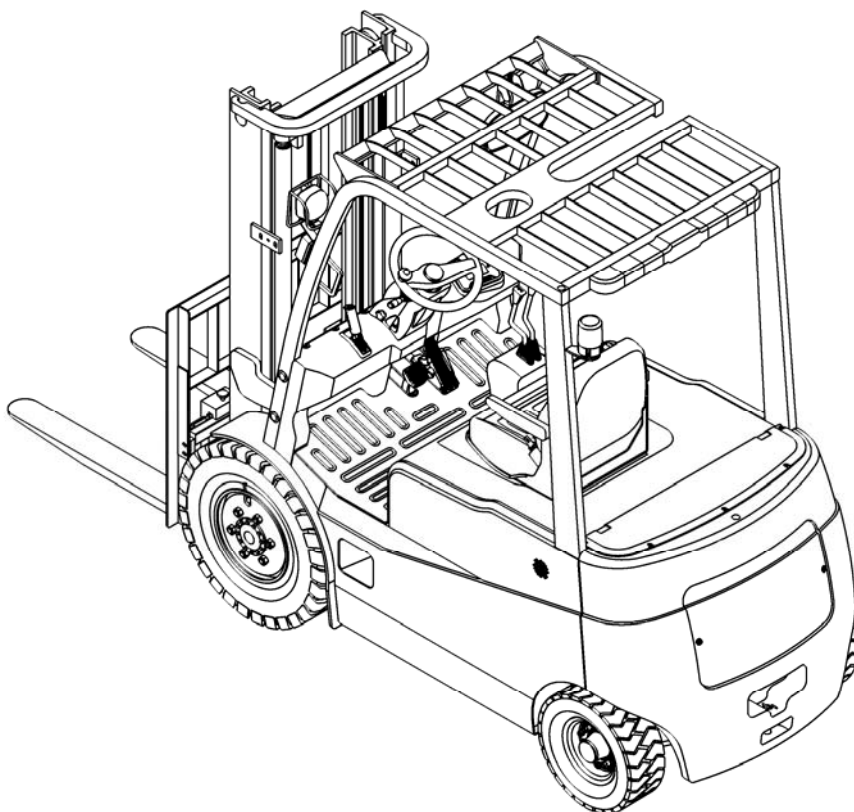


⚠ Warning

Operators should read and understand this manual and all warning labels on the forklift before using the forklift.

Keep the manual for future reference !



Parts List

FE4P20~35 SERIES

Battery Counterbalanced Forklift Truck

ZheJiang Noblelift Equipment Joint Stock Co.,Ltd

Table of Contents

Introduction.....	4
1 Travel Motor and Gearbox.....	5-8
2 Travel Motor(3. 0T, 3. 5T DC)	9-10
3 Travel Motor(2. 0T, 3. 5T DC)	11-12
4 Travel Motor(3. 0T, 3. 5T AC)	13-14
5 Travel Motor(2. 0T, 2. 5T AC)	15-16
6 Differential	17-18
7 Drive Axle	19-22
8 Brake(3. 0T, 3. 5T)	23-26
9 Brake(2. 0T, 2. 5T)	27-30
10 Drive Wheel Assembly (3. 0T, 3. 5T)	31-32
11 Drive Wheel Assembly (2. 0T, 2. 5T)	33-34
12 Installation of electric parts(2. 0T, 2. 5T)	35-38
13 Controller assembly(2. 0T, 2. 5T,) (Curtis System ,DC)	39-40
14 Controller assembly (2. 0T, 2. 5T,) (Curtis System ,AC)	41-42
15 Controller assembly (2. 0T, 2. 5T,) (Curtis System ,AC2)	43-44
16 Controller assembly (2. 0T, 2. 5T,) (Zapi System ,AC)	45-46
17 Controller assembly (2. 0T, 2. 5T,) (Zapi System ,AC2)	47-48
18 Installation of electric parts(3. 0T, 3. 5T)	49-52
19 Controller assembly(3. 0T, 3. 5,) (Curtis System ,DC)	53-54
20 Controller assembly(3. 0T, 3. 5,) (Curtis System ,AC).....	55-56
21 Controller assembly(3. 0T, 3. 5,) (Curtis System ,AC2).....	57-58
22 Controller assembly(3. 0T, 3. 5,) (Zapi System ,AC)	59-60
23 Controller assembly (3. 0T, 3. 5,) (Zapi System ,AC2).....	61-62
24Power supply connector assembly.....	63-64
25 Battery and installation.....	65-66
26 Steering equipment and installation.....	67-68
27 Steering column assembly.....	69-70
28 Linking shaft assembly.....	71-72
29 Steering axle and installation	73-76
30 Steering cylinder.....	77-78
31 Steering wheel assembly.....	79-80
32 Frame and balance weight.....	81-84
33 Installation of instrument stand and cover.....	85-88
34 Foot braking operation.....	89-90

35 Hand braking operation.....	91-92
36 Accelerator and installation.....	93-94
37 Lifting motor and installation.....	95-96
38 Lifting Motor(2.0T, 2.5T DC).....	97-98
39 Lifting Motor(3.0T, 3.5T DC).....	99-100
40 Lifting Motor(2.0T, 2.5T AC).....	101-102
41 Lifting Motor(3.0T, 3.5T AC).....	103-104
42 Working fuel tank.....	105-106
43 Operation of multiple directional control valve (Two position).....	107-108
44 Operation of multiple directional control valve (Three position).....	109-110
45 Operation of multitandem valve (Four unit).....	111-112
46 Hydraulic system.....	113-116
47 Lifting Pipeline System of Mast (3.5T standard mast)	117-118
48 Lifting Pipeline System of Mast (2.0T, 2.5T, 3.0T standard mast).....	119-120
49 Lifting Pipeline System of Mast(3.5T 2-stage Full Free)	121-122
50 Lifting Pipeline System of Mast (2.0T, 2.5T, 3.0T 2-stage Full Free)	123-124
51 Lifting Pipeline System of Mast (3.5T 3-stage Full Free)	125-128
52 Lifting Pipeline System of Mast (2.0T, 2.5T, 3.0T 3-stage Full Free)	129-132
53 Side Shifter & Pipeline Installation System (Standard Mast)	133-134
54 Side Shifter & Pipeline Installation System (2-stage Full Free)	135-140
55 Side Shifter & Pipeline Installation System (3-stage Full Free)	141-144
56 Fork(3.0T, 3.5T)	145-146
57 Fork(2.0T, 2.5T)	147-148
58 Fork Frame (Standard Mast).....	149-150
59 Fork Frame (2-stage Full Free).....	151-152
60 Fork Frame (3-stage Full Free).....	153-154
61 Mast (Standard Mast 3.0T, 3.5T)	155-158
62 Mast(2.0, 2.5T standard mast).....	159-162
63 Mast(3.0T, 3.5T 2-stage Full Free).....	163-166
64 Mast(2.0, 2.5T 2-stage full free).....	167-170
65 Mast(3.0T , 3.5T3-stage full free).....	171-174
66 Mast(2.0, 2.5T 3-stage full free).....	175-178
67 Lifting Oil Cylinder (Standard mast 3.5T).....	179-184
68 Lifting Oil Cylinder (Standard mast 3.0T)	185-190
69 Lifting Oil Cylinder (2.0, 2.5T Standard Mast)	191-196
70 Short Lifting/Lowering Cylinder (3.5T 2-stage full free).....	197-200
71 Short Lifting/Lowering Cylinder (3.0T 2-stage full free)	201-204

72 Short Lifting/Lowering (2.0, 2.5T 2-stage full free).....	205-208
73 Lifting Cylinder (3.5T 2-level Full Free)	209-212
74 Lifting Cylinder (3.0T 2-level Full Free).....	213-216
75 Lift cylinder (2.0, 2.5T 2-stage Full free)	217-220
76 Short Lifting/Lowering Cylinder (3.5T 3-Stage Full Free)	221-224
77 Short Lifting/Lowering Cylinder (3.0T 3-Stage Full Free)	225-228
78 Short Lifting/Lowering Cylinder (2.0, 2.5T 3-stage full free).....	229-232
79 Lifting cylinder (3.5T 3-Stage Full Free)	233-236
80 Lifting cylinder (3.0T 3-Stage Full Free)	237-242
81 Lifting cylinder (2.0, 2.5T 3-stage Full Free)	243-248
82 Tilting Cylinder (3.0T, 3.5T)	249-250
83 Tilting Cylinder (2.0, 2.5T).....	251-252
84 Overhead Guard.....	253-254
85 Labels.....	255-256

NOBLIFT 诺力

Introduction

Welcome to use the Noblelift counterbalanced forklift truck!

1. This *Parts List* includes the parts of the FE4P20-35 counterbalanced forklift truck.
2. Users can make desired inquiries according to Table of Contents.
3. Please use parts designated by Noblelift Company when replacing parts to ensure the quality of the forklift.
4. When ordering parts, be sure to clearly indicate the model and ex-factory serial No. of the forklift, serial No. of the needed parts, and the required quantity.
5. To further optimize the product, we reserve the right to modify our product. The product is subject to change without prior notice and thanks for your understanding for that. For the latest product information, you can obtain them from the sales and parts departments of Noblelift.

Travel Motor and Gearbox

FE4P20, 25, 30, 35

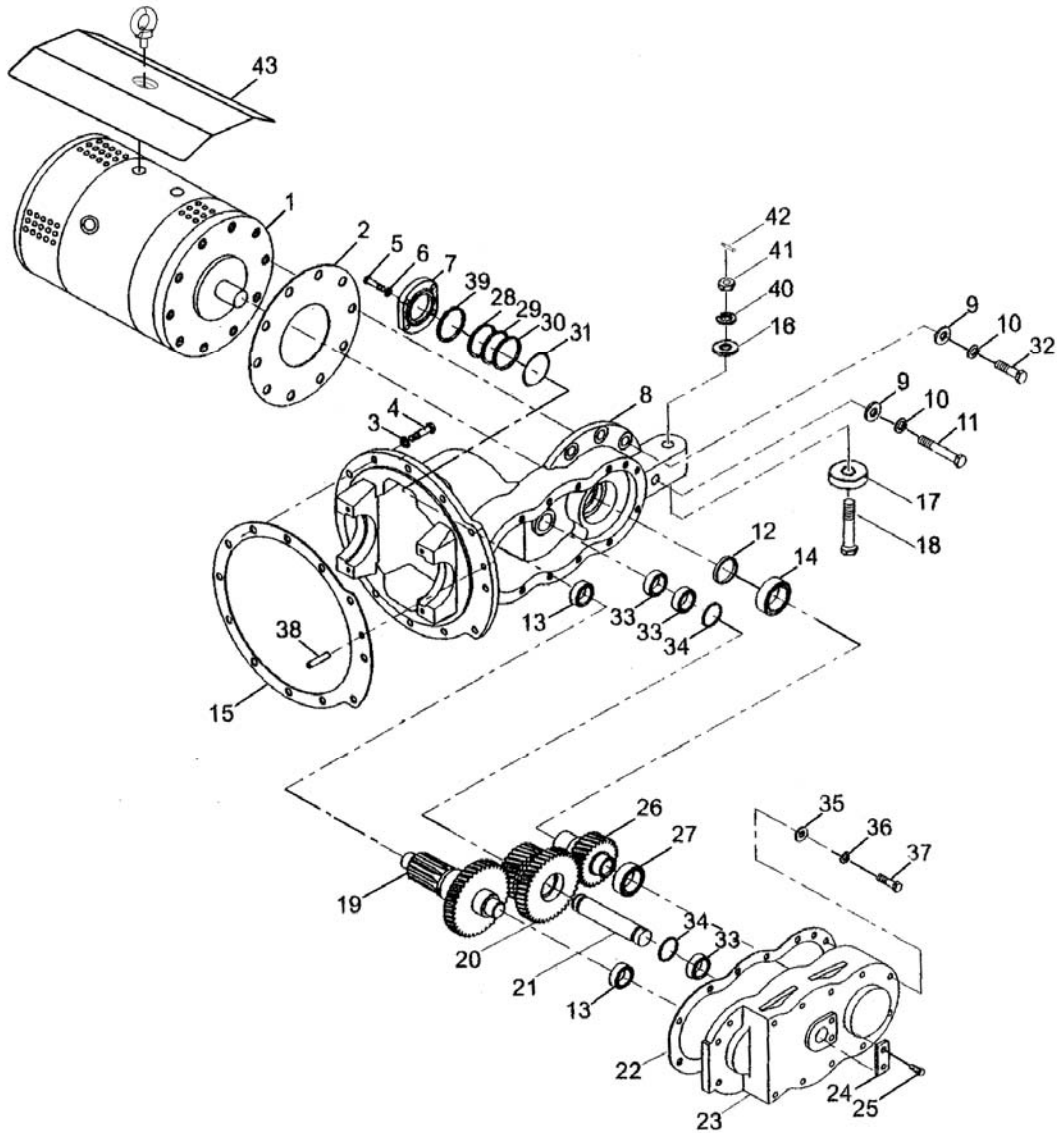


Fig. 1

Fig. 1 Travel Motor and Gearbox

No.	SN	Name	QTY	Remarks
A	3041500002	Gearbox	1	FE4P20-35DC
	9000010966			FE4P20-35AC
1	3041500003	DC excited traction motor	1	FE4P30-35DC
	3041500014			FE4P20-25AC
	9000010967	INVERTER DUTY AC trantion MOTORS	1	FE4P30-35DC
	9000010968			FE4P20-25AC
2	3041519002	Cushion of motor	1	DC
	00900000621	O-ring		AC
3	0000025042	Spring washer	12	
4	0000023134	bolt	12	
5	0000023222	bolt	8	
6	0000025041	Spring washer	12	
7	3041522001	Bearing cover	1	
8	3041505001	Gearbox shell	1	FE4P20-35DC
	3041505014			FE4P20-35AC
9	0000025069	Flat washer	7	
10	0000025055	Spring washer	7	
11	0000023343	Bolt	1	
12	3041522002	J-shape rubber seal	1	
13	0000027046	tapered roller bearing	2	
14	0000027047	deep groove ball bearing	1	
15	3041519001	Washer	1	
16	0000025067	Flat washer	1	
17	3041518001	shock pad	1	
18	0000023370	Bolt	1	
19	3041507001	Gear shaft	1	FE4P20-35DC
	3041509005			FE4P20-35AC
20	3041509001	Duplicate gear	1	FE4P20-35DC
	3041509006			FE4P20-35AC
21	3041507002	Shaft	1	
22	3041525001	Paper washer	1	
23	3041505002	Case cover	1	

Travel Motor and Gearbox

FE4P20, 25, 30, 35

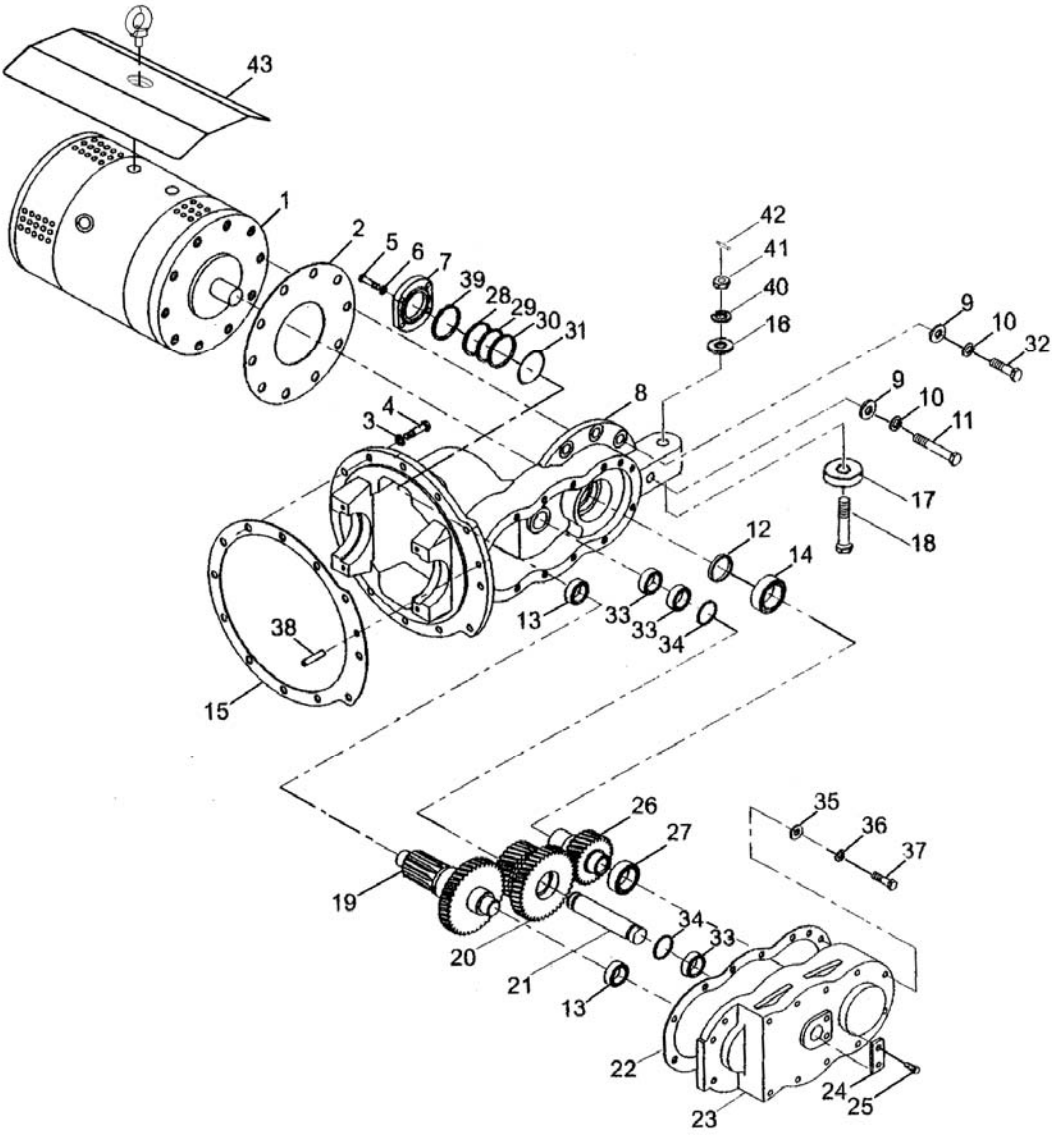


Fig. 1

Fig. 1

Travel Motor and Gearbox

No.	SN	Name	QTY	Remarks
24	3041502001	lock plate	1	
25	0000023263	Bolt	2	
26	3041507003	Input shaft	1	FE4P20-35
	3041507007			FE4P20-35AC
27	0000027048	Deep groove ball bearing	1	
28	3041525002	Washer	2	
29	3041525003	Washer	4	
30	3041525004	Washer	2	
31	0000022025	O-ring	1	
32	0000023375	Bolt	6	
33	0000027049	Deep groove ball bearing	3	
34	0000022040	O-ring	2	
35	0000025047	Flat washer	14	
36	0000025041	Spring washer	18	
37	0000023345	Bolt	14	
38	0000028062	Round pin	3	
39	3041525005	Washer	1	
40	0000025057	Spring washer	1	
41	0000024059	Nut	1	
42	0000028070	Split pin	1	
43	9000010969	The motor cover	1	FE4P30-35
	9000010970		1	FE4P20-25

FE4P30-35 Travel Motor DC

FE4P30, 35

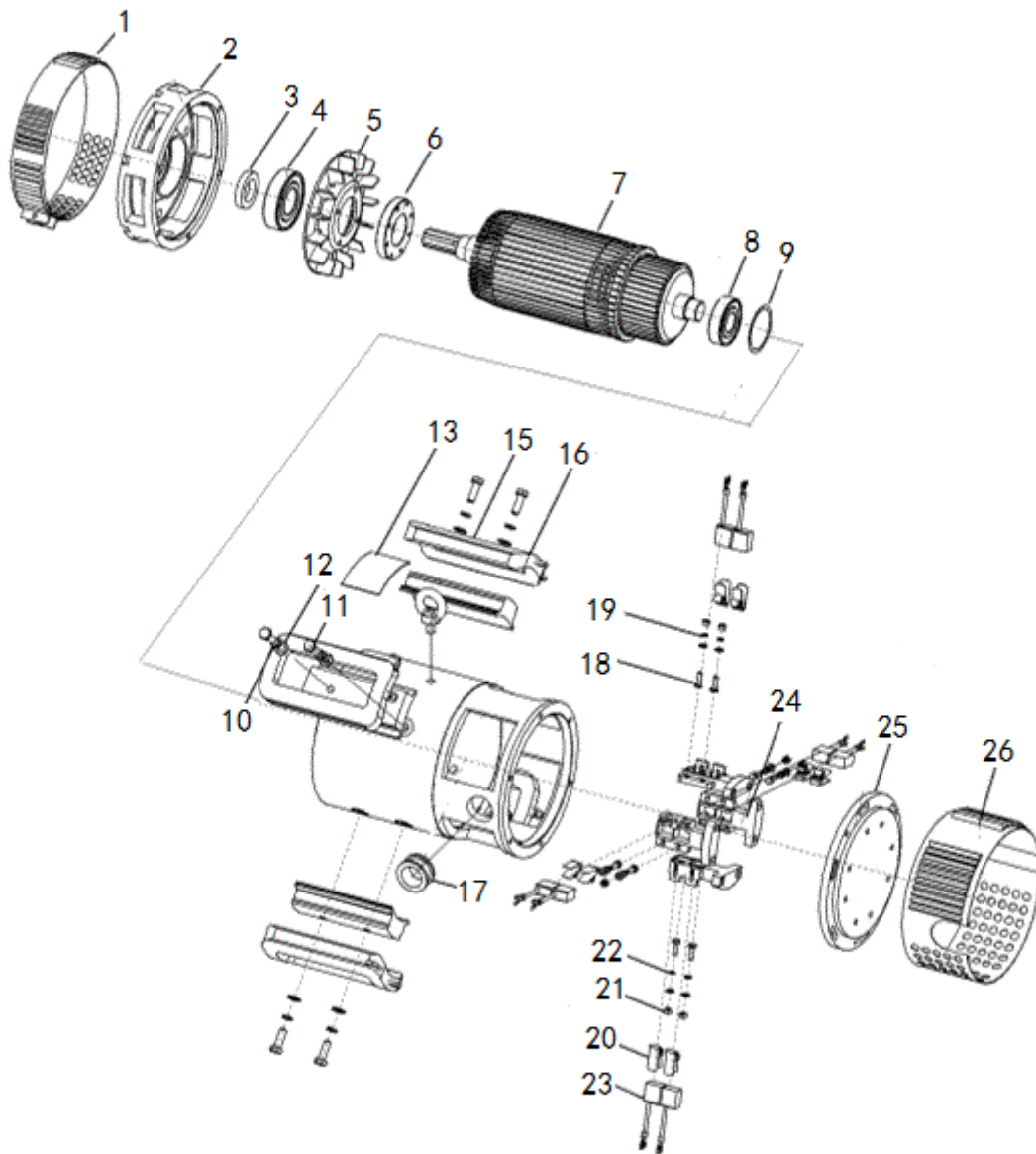


Fig 2

Fig.2**FE4P30-35 Travel Motor DC**

NO.	SN	NAME	QTY	REMARK
A	3041500003	DC excited traction motor	1	FE4P30-35DC
1	9000011445	Front windshield	1	
2	9000011446	Front flange	1	
3	0000022009	Rubber seal	1	
4	0090000674	Deep groove ball bearing	1	
5	9000011447	Fan	1	
6	9000011448	Blades pressing sleeve	1	
7	9000011449	Rotor	1	
8	0090000675	Deep groove ball bearing	1	
9	9000011372	Waveform ejection piece	1	
10	0000025041	Spring washer	3	
11	0000023794	Hexagon bolt	3	
12	0000025047	Flat washer	3	
13	9000011450	Nameplate	1	
14	0000023762	Lifting bolt	1	
15	9000011451	Magnetic poles	1	
16	9000011452	Solenoid	1	
17	9000011376	Outlet hole sheath	1	
18	0090000526	Hexagon bolt	8	
19	0000025050	Flat washer	8	
20	9000011453	Carbon brush	8	
21	0000024025	Nut M6	8	
22	0000025045	Spring wahser	8	
23	9000011378	Jump ring	8	
24	9000011379	Brush frame	4	
25	9000011454	Rear flange	1	
26	9000011455	Fan cover	1	

FE4P20-25 Travel Motor DC

FE4P20, 25

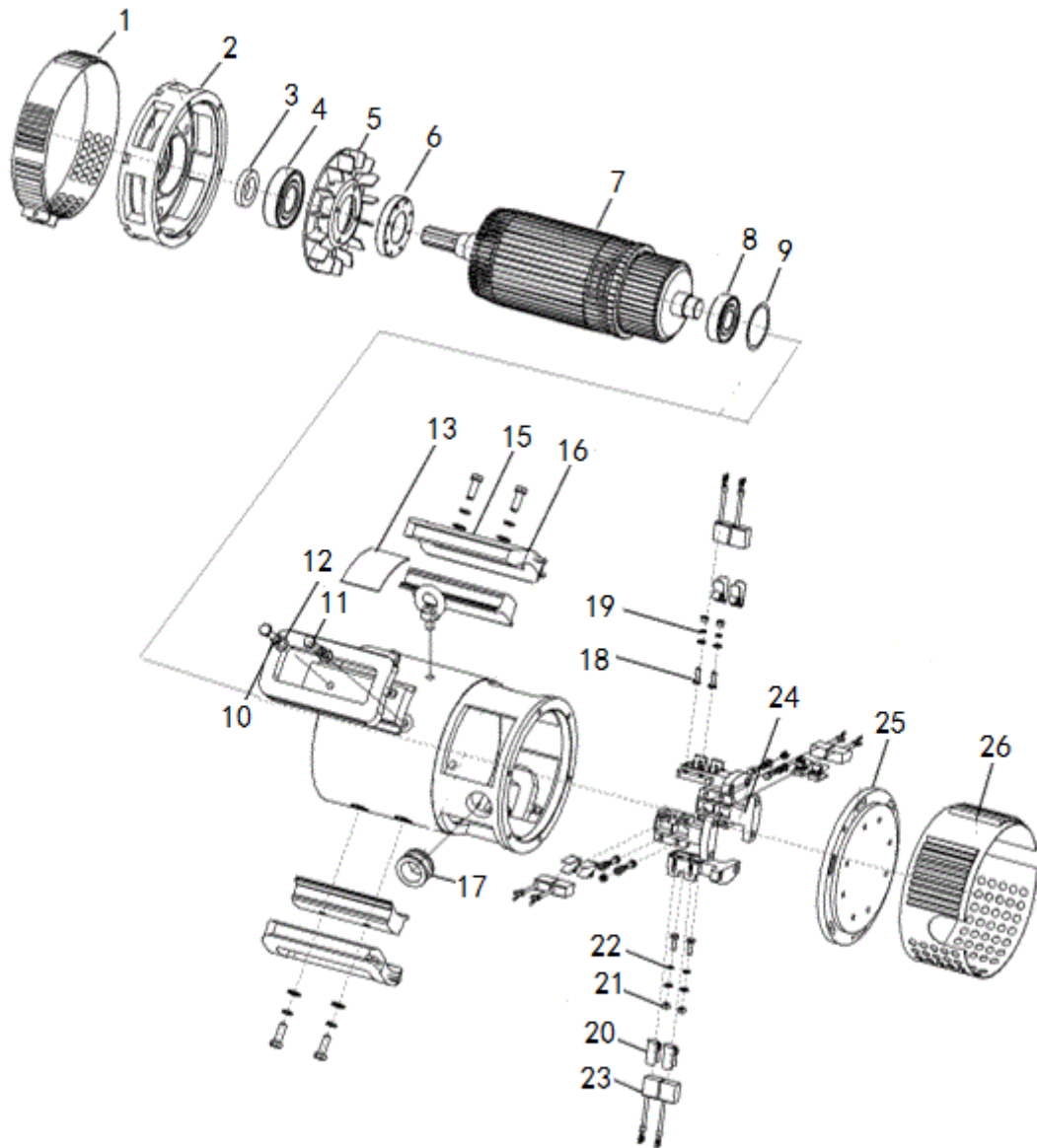


Fig 3

Fig.3**FE4P20-25 Travel Motor DC**

NO.	SN	NAME	QTY	REMARK
A	3041500014	DC excited traction motor		FE4P20-25DC
1	9000011414	Front windshield	1	
2	9000011415	Front flange	1	
3	0000022009	Framework oil seal	1	
4	0090000674	Deep groove ball bearing	1	
5	9000011416	Fan	1	
6	9000011417	Blades pressing sleeve	1	
7	9000011418	Rotor	1	
8	0090000675	Deep groove ball bearing	1	
9	9000011372	Waveform ejection piece	1	
10	0000025041	Spring washer	3	
11	0000023794	hexagon bolt	3	
12	0000025047	Flat washer	3	
13	9000011419	Nameplate	1	
14	0000023762	Lifting eye bolt	1	
15	9000011420	Magnetic pole	1	
16	9000011421	Solenoid	1	
17	9000011376	Outlet hole sheat	1	
18	0090000526	Hexagon bolt	8	
19	0000025050	Flat washer	8	
20	9000011422	Carbon brush	8	
21	0000024025	Nut	8	
22	0000025045	Spring washer	8	
23	9000011378	Jump ring	8	
24	9000011379	Brush frame	4	
25	9000011423	Rear flange	1	
26	9000011424	End windshield	1	

FE4P30-35 Travel MotorAC

FE4P30, 35

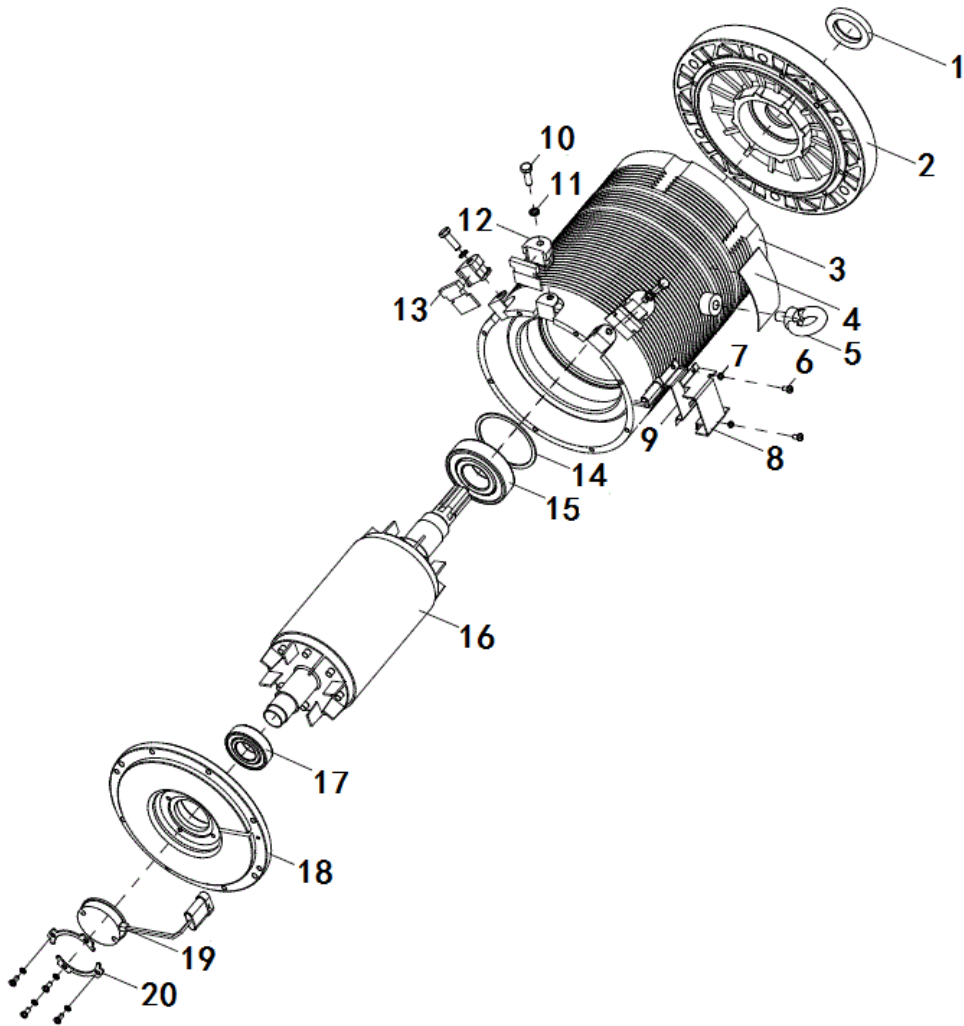


Fig 4

Fig 4**FE4P30-35Travel motorAC**

NO.	SN	NAME	QTY	REMARK
A	9000010967	INVERTER DUTY AC trantion MOTORS	1	FE4P30-35AC
1	0000022009	Framework oil seal	1	
2	9000011456	Front flange	1	
3	9000011457	Stator	1	
4	9000011458	Nameplate	1	
5	0000023762	Lifting eye bolt	1	
6	0000023844	Screw	6	
7	0000025044	Spring washer	6	
8	9000011385	Encoder cover	1	
9	9000011386	Encoder frame	1	
10	0090000240	Hexagon bolt	3	
11	0000025046	Spring washer	3	
12	9000011387	Insulation block	3	
13	9000011388	Insulation block	3	
14	9000011389	Waveform spring	1	
15	0090000674	Deep groove ball bearing	1	
16	9000011459	Rotor	1	
17	0000027012	Deep groove ball bearing	1	
18	9000011460	Rear flange	1	
19	9000011392	Encoder	1	
20	9000011393	Encoder clamp	2	

FE4P20-25 Travel motorAC

FE4P20, 25

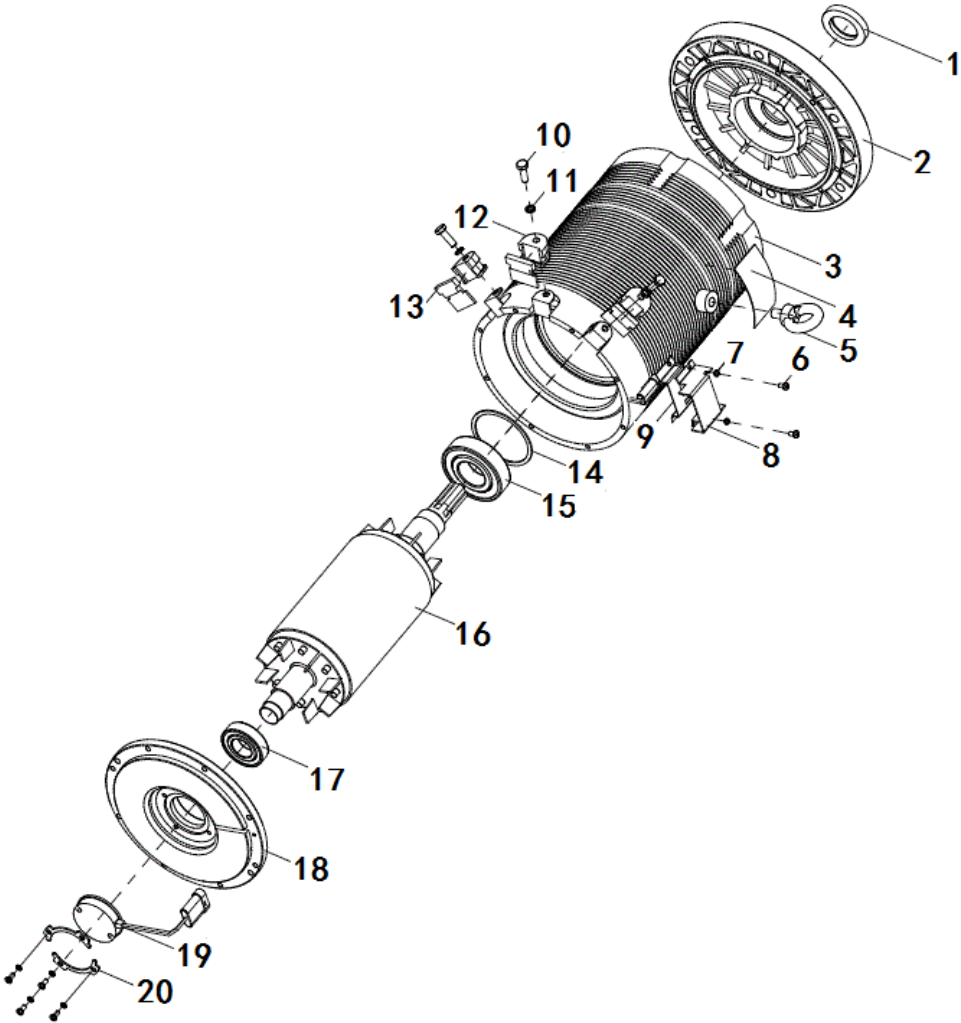


Fig 5

Fig 5**FE4P20-25Travel motor AC**

NO.	SN	NAME	QTY	REMARK
A	9000010968	INVERTER DUTY AC trantion MOTORS	1	FE4P20-25AC
1	0000022009	Framework oil seal	1	
2	9000011425	Front flange	1	
3	9000011426	Stator	1	
4	9000011427	Nameplate	1	
5	0000023762	Lifting eye bolt	1	
6	0000023844	Phillips screws	6	
7	0000025044	Spring washer	6	
8	9000011385	Encoder cover	1	
9	9000011386	Encoder frame	1	
10	0090000240	Hexagon bolt	3	
11	0000025046	Spring washer	3	
12	9000011387	Insulation block	3	
13	9000011388	Insulation block	3	
14	9000011389	Waveform spring	1	
15	0090000674	Deep groove ball bearing	1	
16	9000011428	Rotor	1	
17	0000027012	Deep groove ball bearing	1	
18	9000011429	Rear flange	1	
19	9000011392	Encoder	1	
20	9000011393	Encoder clamp	2	

Differential

FE4P20, 25, 30, 35

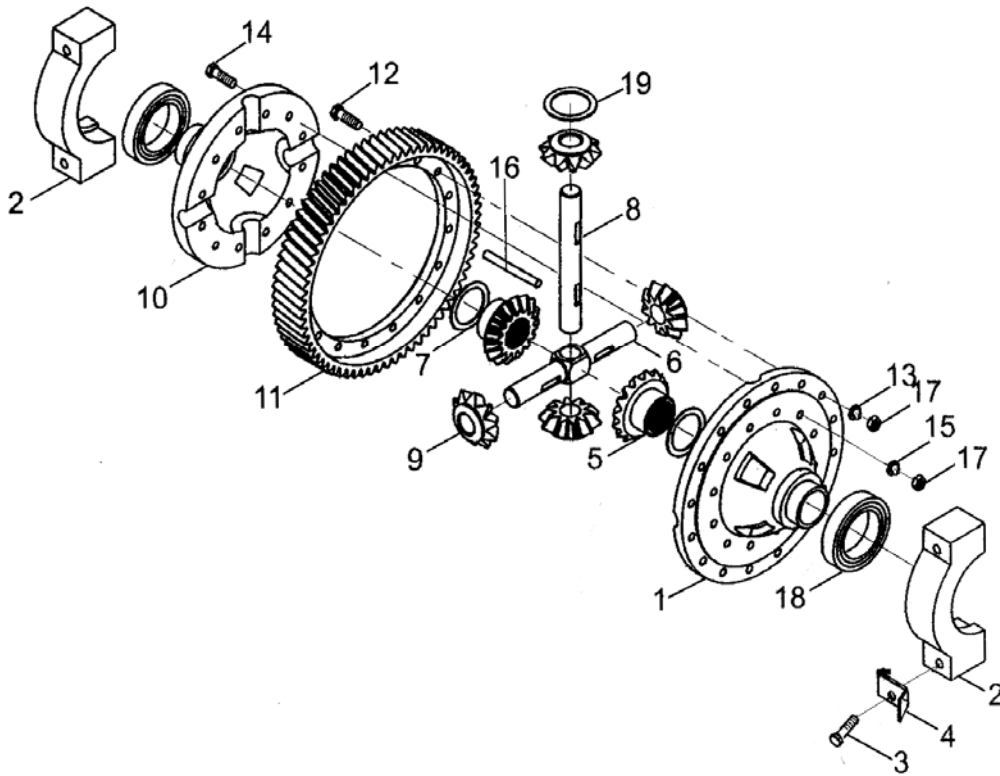


Fig. 6

Fig. 6

Differential

No.	SN	Name	QTY	Remarks
A	3041500004	Differential	1	Including 1-19
1	3041505003	Case of left differential	1	
2	3041502002	Bearing seat	2	
3	3041523001	Bolt	4	
4	3041525006	Locking plate	4	
5	3041509002	Axle shaft gear	2	
6	3041507004	Shaft of small gear	1	
7	3041525007	Washer	2	
8	3041507005	Universal joint pin	1	
9	3041509003	planetary gear	4	
10	3041505004	Case of right differential	1	
11	3041509004	Gear ring	1	
12	3041523002	Bolt of gear ring	16	
13	3041525008	Locking plate	8	
14	3041523003	Bolt	1	
15	3041525009	Locking washer	6	
16	0000028032	Round pin	1	
17	0000024051	Nut	28	
18	0000027050	Bearing	2	
19	3041525010	Washer	4	

Driving axle

FE4P20, 25, 30, 35

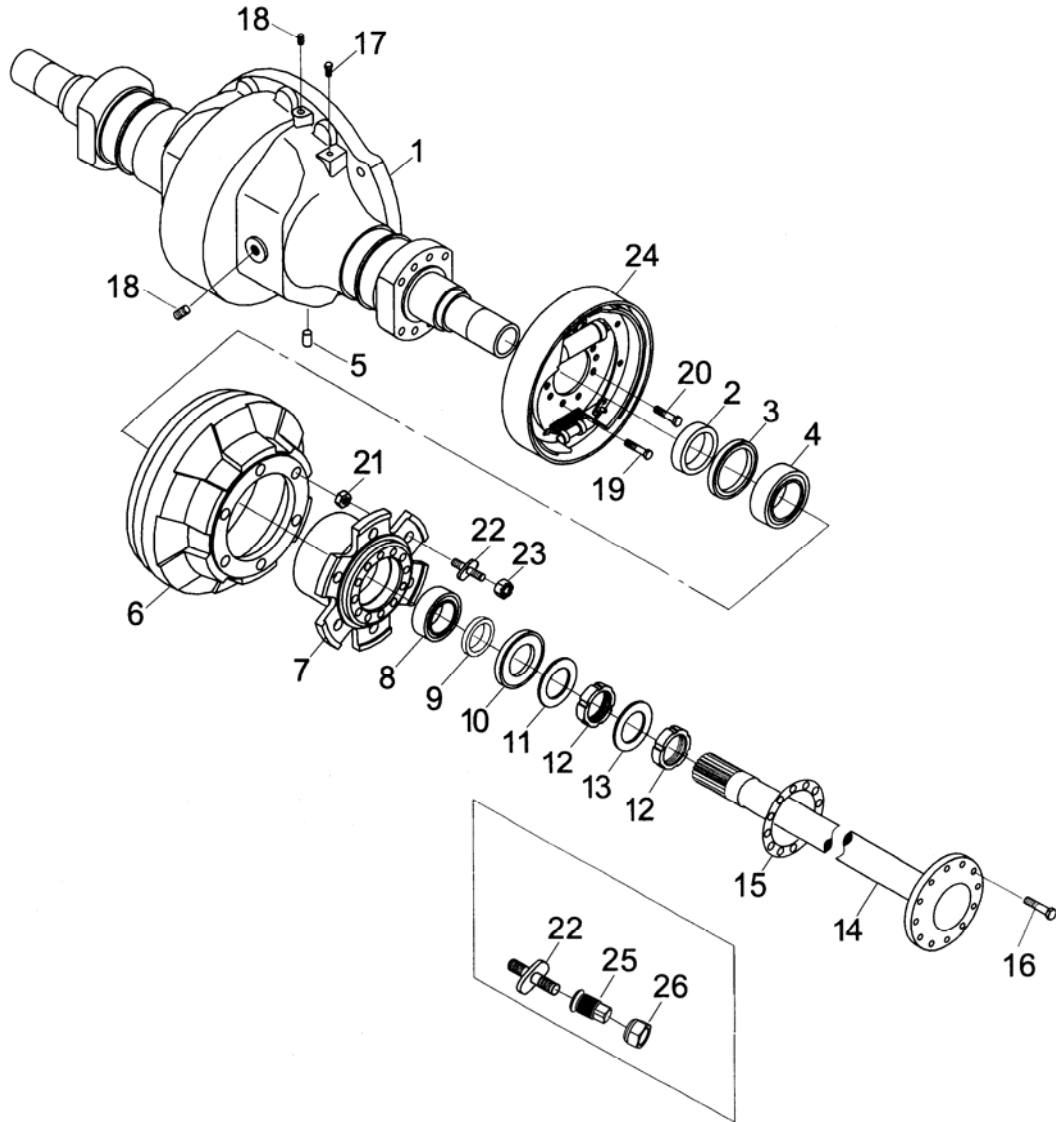


Fig. 7

Fig. 7

Driving axle

No.	SN	Name	QTY	Remarks
A	3041500001	Driving axle assembly	1	FE4P30-35
	3041500013			FE4P20-25
1	3041505005	Axle case	1	FE4P30-35
	3041505010			FE4P20-25
2	3041522003	Oil seal	2	
3	3041522004	Oil seal	2	
4	0090000690	Bearing	2	
5	0000028063	Round pin	1	
6	3041505006	Drum brake	2	FE4P30-35
	3041505011			FE4P20-25
7	3041505007	Wheel hub	2	FE4P30-35
	3041505012			FE4P20-25
8	0090000277	Tapered roller bearing	2	
9	3041522005	Oil returning ring	2	
10	9000011526	Seal assembly of bearing	2	
11	3041525012	Washer	2	
12	0000024027	Nut	4	
13	0000025083	Washer	2	
14	3041507006	Semiaxis	2	FE4P30-35
	3041502011			FE4P20-25
15	3041525013	Washer of semiaxis	2	
16	3041523004	Bolt	24	
17	3041500005	Air plug assembly	1	
18	3041523005	Blocking	3	
19	0000023365	Bolt	12	
20	3041523006	Bolt	4	
21	0000024052	Nut	12	
22	3041523007	Bolt column		FE4P30-35
	3041502012			FE4P20-25
23	3041524001	Ball nut		FE4P30-35
	3041502013			FE4P20-25

Driving axle

FE4P20, 25, 30, 35

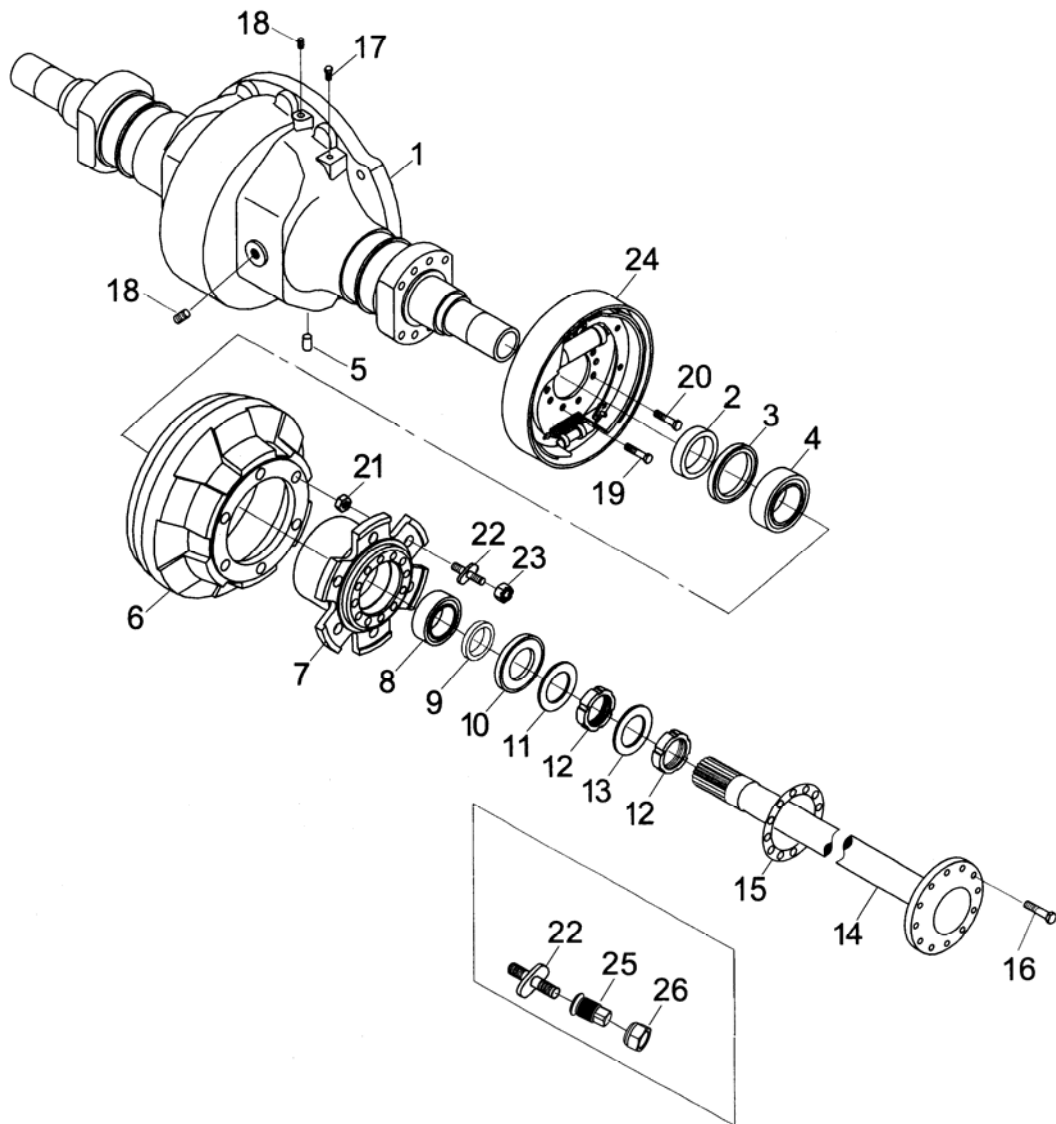


Fig. 7

Fig. 7

Driving axle

No.	SN	Name	QTY	Remarks
24	3041500006	Brake assembly	2	FE4P30-35
	3041500015			FE4P20-25
25	3041523008	Twins bolt column	2	FE4P30-35
	3041502015			FE4P20-25
26	3041524003	Twins bolt nut	2	FE4P30-35
	3041502016			FE4P20-25

NOBLIFT 诺力

Brake (3.0T, 3.5T)

FE4P30, 35

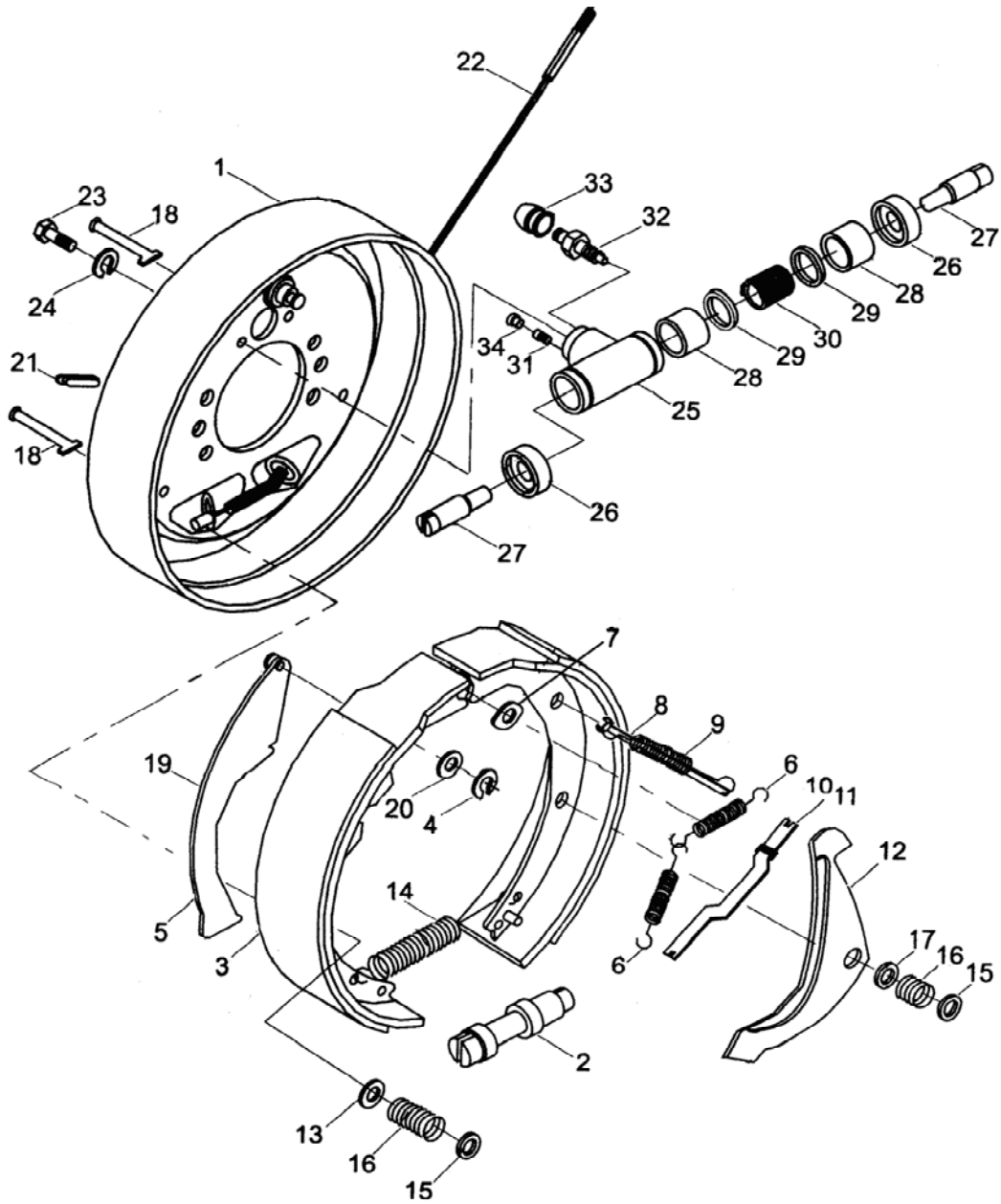


Fig. 8

Fig. 8

Brake (3.0T, 3.5T)

No.	SN	Name	QTY	Remarks
A	3041500006	Brake assembly(left)	1	
	3041500010	Brake assembly(right)	1	
1	3041505008	Assembly of brake baseplate	1	
2	3041500007	slack adjuster	1	
3	3041500008	Friction plate assembly	2	
4	3041525014	Spring washer	1	
5	3041506001	Hand braking lever	1	
6	3041531001	Return spring	2	
7	3041525015	Washer	1	
8	3041502003	Mandril	1	
9	3041531002	Return spring	1	
10	3041504001	brake pushrod	1	
11	3041531003	compression spring	1	
12	3041506002	Adjusting lever	1	
13	3041502004	Base of pressure spring	3	
14	3041531004	Spring	1	
15	3041502005	Cover of pressure spring	4	
16	3041531005	Spring	4	
17	3041502006	Base of pressure spring	1	
18	3041502007	Lever of pressure spring	4	
19	3041502008	Support pin	1	
20	3041525016	Washer	1	
21	3041518002	Rubber block	1	
22	3041500012	Braking wire rope assembly(left)	1	
	3041500011	Braking wire rope assembly(right)	1	
23	0000023230	Bolt	2	
24	0000025046	Spring washer	2	
25	3041505009	brake cylinder	1	
26	3041518003	Cover of brake cylinder	2	
27	3041502009	Piston mandril of brake cylinder	2	
28	3041502010	Piston	2	
29	3041518004	Packing cup of cylinder	2	

Brake (3.0T, 3.5T)

FE4P30, 35

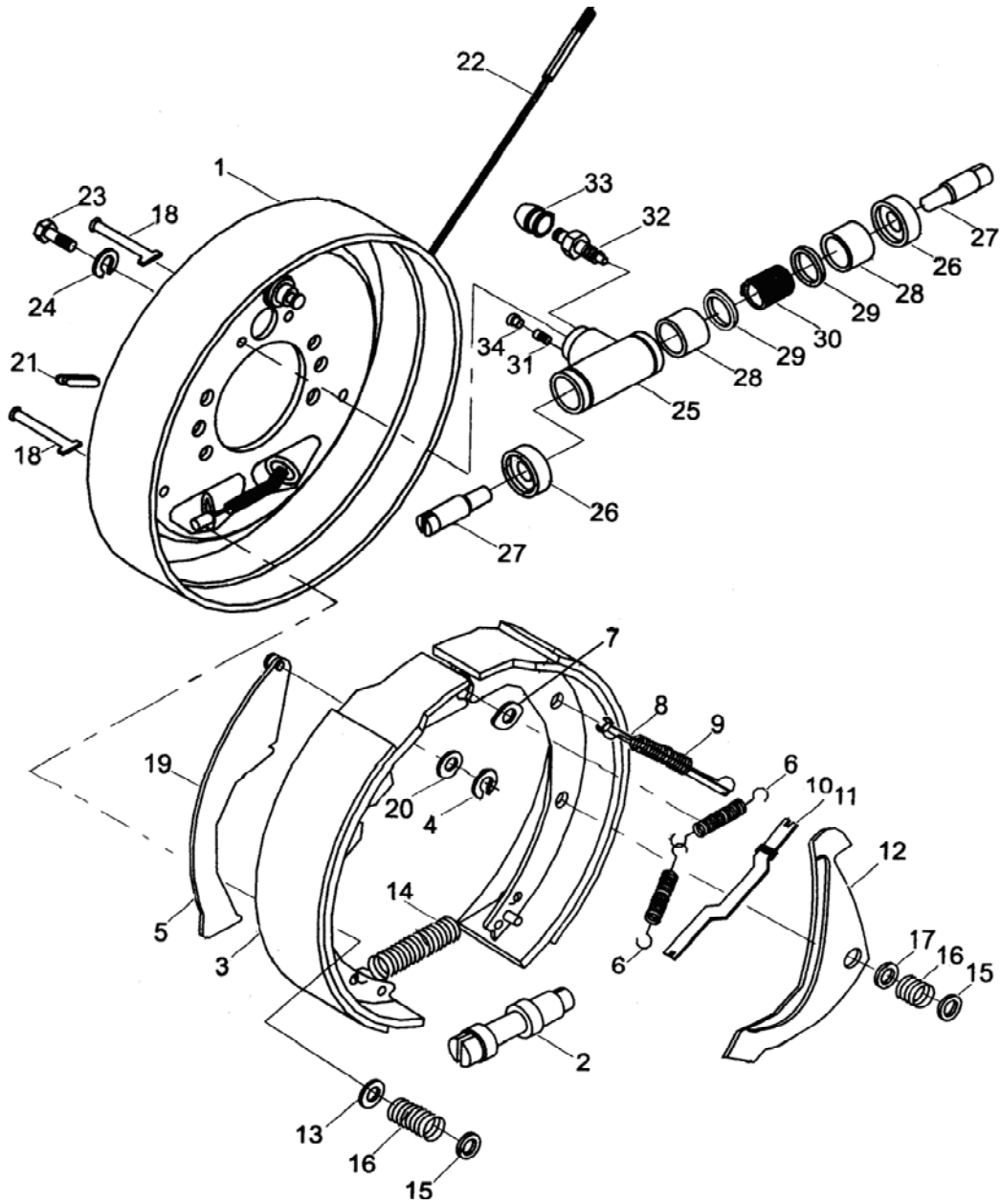


Fig. 8

Fig. 8

Brake (3.0T, 3.5T)

No.	SN	Name	QTY	Remarks
30	3041531006	Spring of brake cylinder	1	
31	3041523009	Oil plug of brake cylinder	1	
32	3041523010	Air screw of brake cylinder	1	
33	3041518005	Cover of air screw for the brake cylinder	1	
34	3041518006	Dust cover	1	

NOBLIFT 诺力

Brake (2.0, 2.5T)

FE4P20, 25

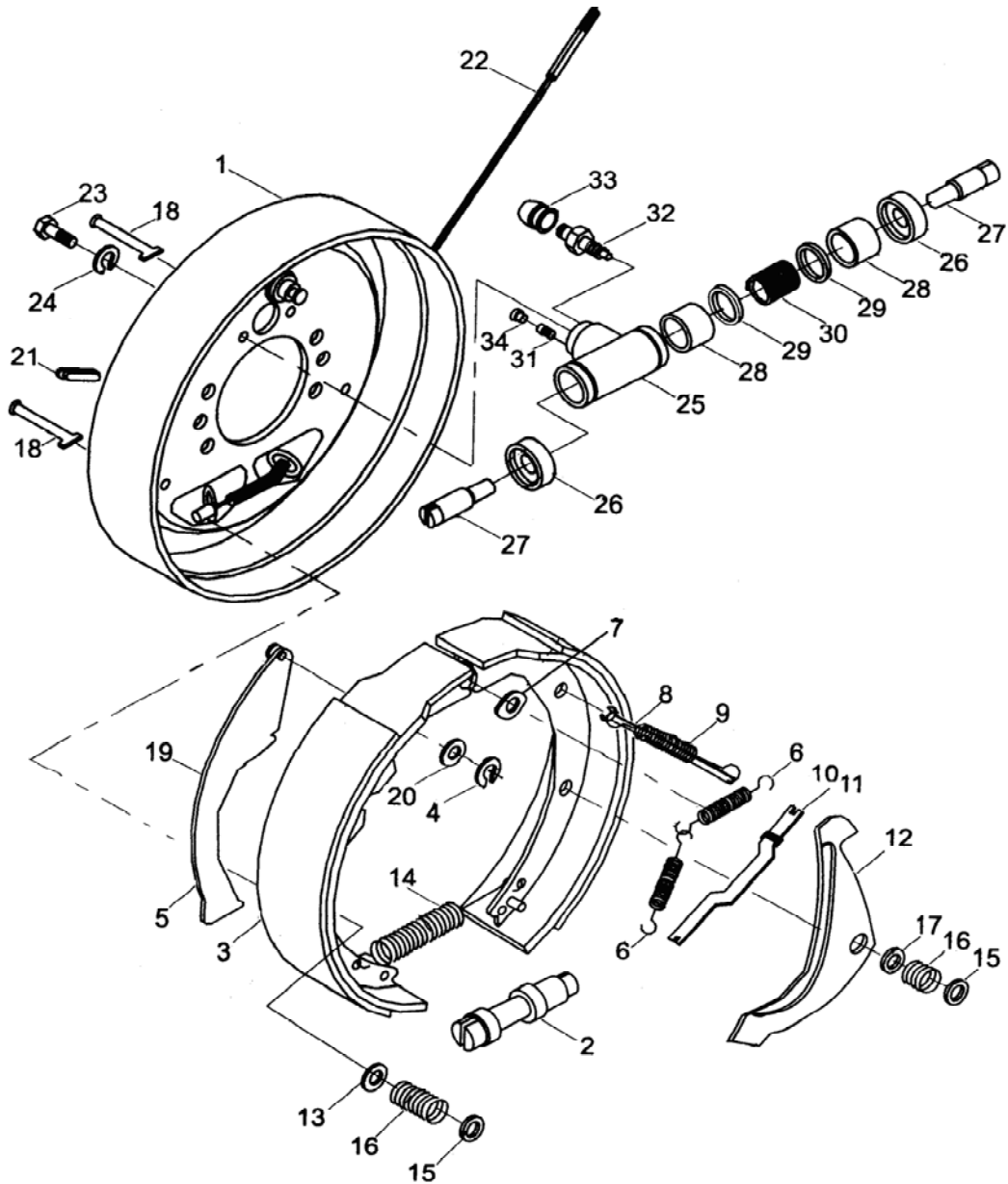


Fig. 9

Fig. 9

brake (2.0, 2.5T)

No.	SN	Name	QTY	Remarks
A	3041500015	Brake assembly assembly(left)	1	
	3041500016	Brake assembly assembly(right)	1	
1	3041501001	Assembly of brake baseplate	1	
2	3041500017	slack adjuster	1	
3	3041500018	friction plate assembly	2	
4	3041502017	Spring washer	1	
5	3041502018	hand braking lever	1	
6	3041531007	return spring	2	
7	3041502019	Washer	1	
8	3041502020	Mandril	1	
9	3041531008	return spring	1	
10	3041502021	Push rod of the hand braking	1	
11	3041531009	Compression spring	1	
12	3041502022	Adjusting lever	1	
13	3041502023	Base of Compression spring	3	
14	3041531010	Spring	1	
15	3041502024	Cover of Compression spring	4	
16	3041531011	Spring	4	
17	3041502025	Base of Compression spring	1	
18	3041502026	Draw bar of Compression spring	4	
19	3041502027	Support pin	1	
20	3041502028	Washer	1	
21	3041518007	Rubber plug	1	
22	3041500019	Braking wiring assembly(left)	1	
	3041500020	Braking wiring assembly(right)	1	
23	0000023230	hexagon-headed bolt	2	
24	0000025046	Spring washer	2	
25	3041505013	brake cylinder	1	
26	3041518008	Cover of brake cylinder	2	
27	3041502029	Piston mandril of brake cylinder	2	
28	3041502030	Piston	2	
29	3041518009	Cup of pump	2	

Brake (2.0, 2.5T)

FE4P20, 25

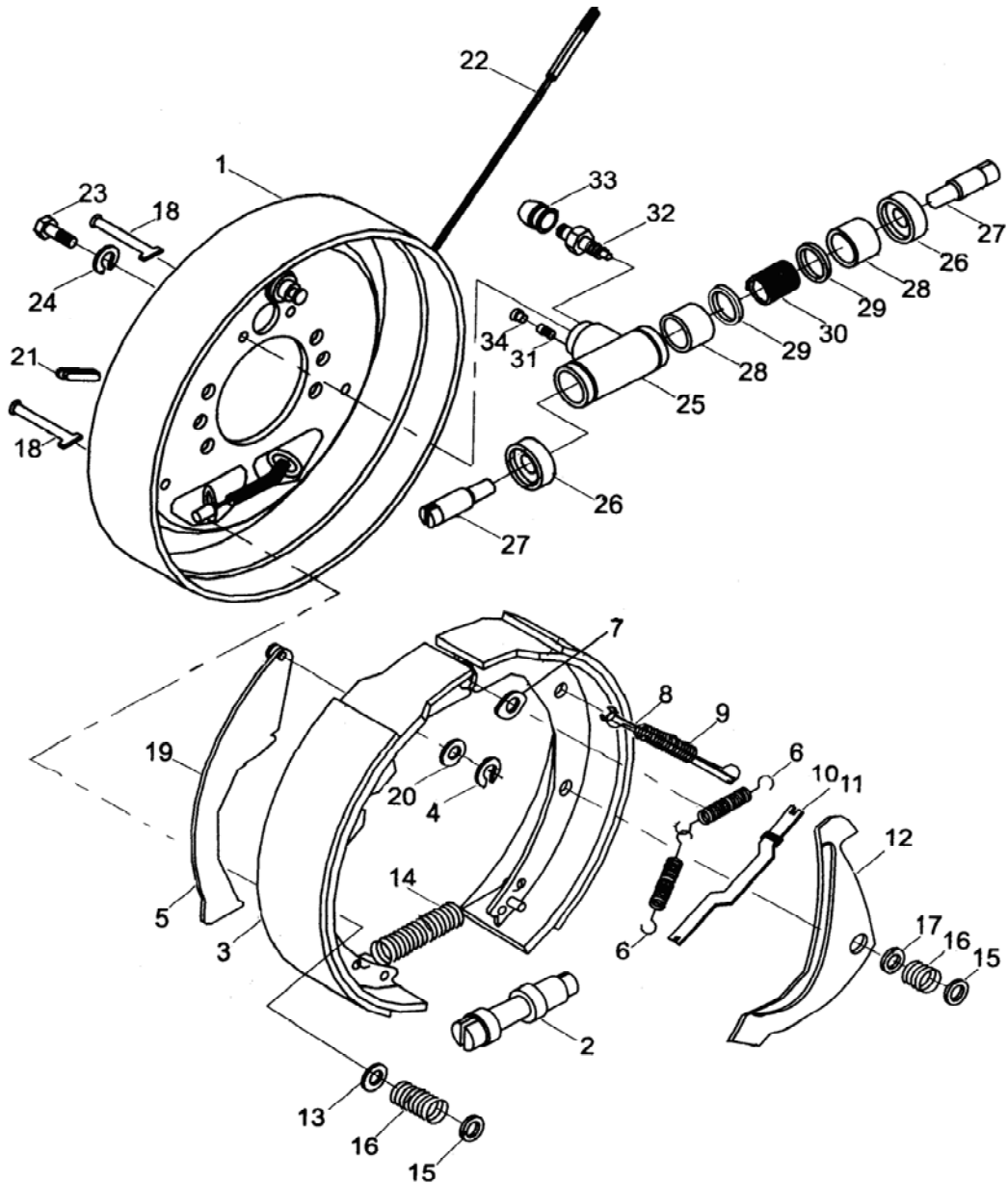


Fig. 9

Fig. 9

Brake (2.0, 2.5T)

No.	SN	Name	QTY	Remarks
30	3041531012	Spring of brake cylinder	1	
31	3041502031	Oil plug of brake cylinder	1	
32	3041502032	Air screw	1	
33	3041518010	Cover of air screw	1	
34	3041518011	Dust cover	1	

NOBLIFT 诺力

Driving wheel assenbly (3.0T, 3.5T)

FE4P30, 35

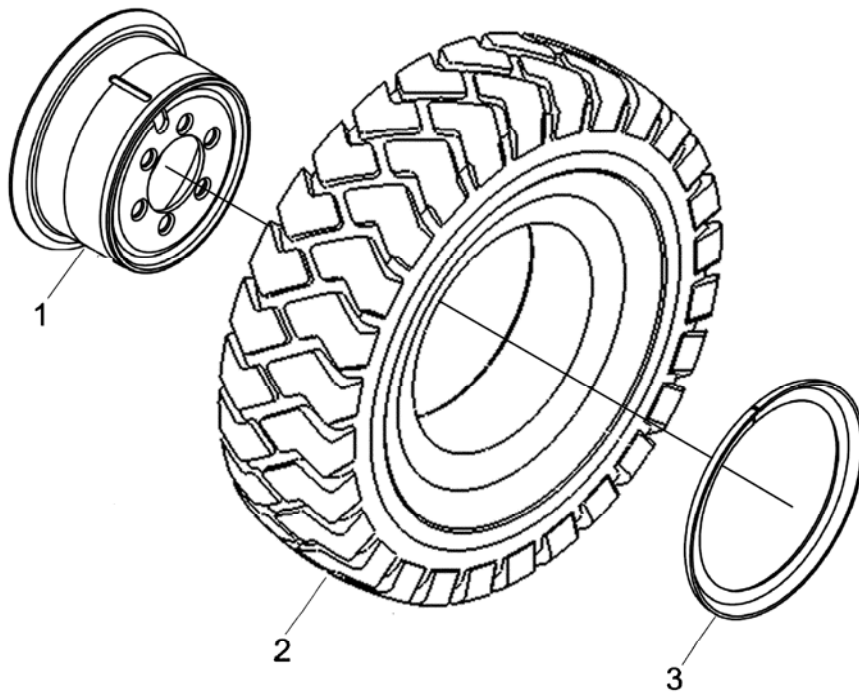


Fig. 10

Fig.10 Driving wheel assenbly (3.0T, 3.5T)

No.	SN	Name	QTY	Remarks
A	3063300002	Wheel rim assembly	2	Including 2-4
1	3063300001	Pneumatic-tyre wheel	2	
	3063300003	Solid tyre	2	
2	3063305001	Rim	2	
3	3063306002	Retaining ring	2	

NOBLIFT 诺力

Driving wheel assenbly (2.0, 2.5T)

FE4P20, 25

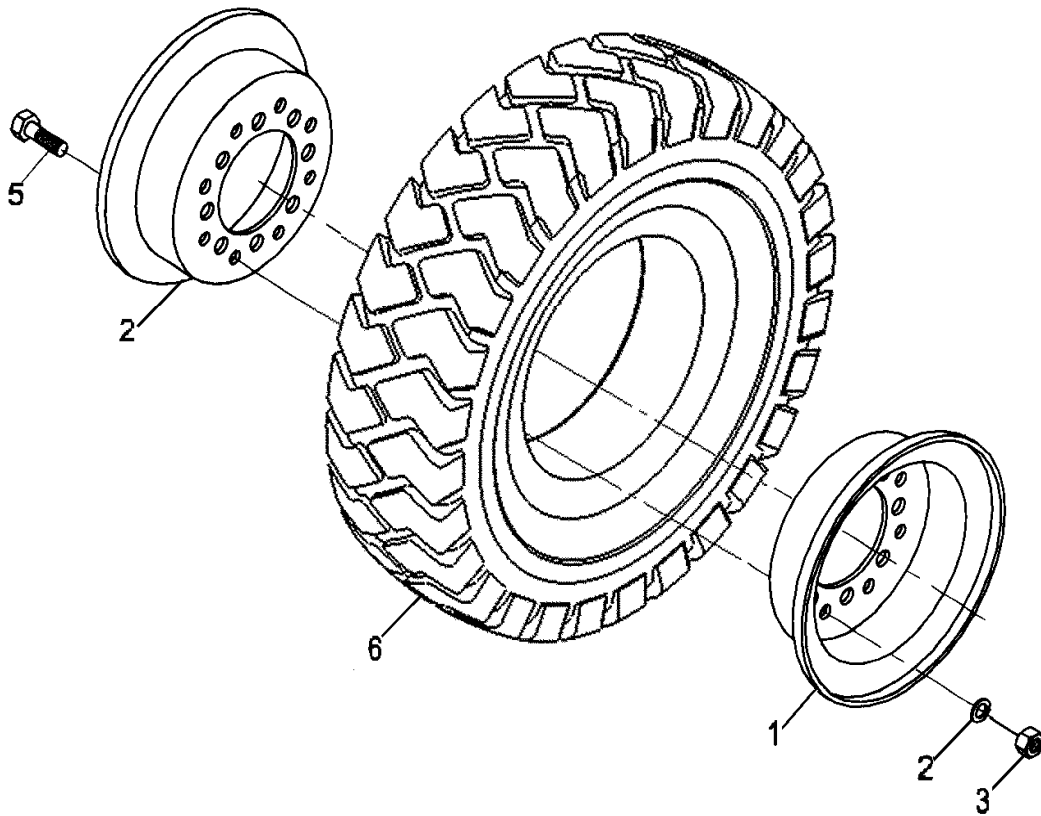


Fig. 11

Fig. 11 Driving wheel assenbly(2.0, 2.5T)

No.	SN	Name	QTY	Remarks
A	3063300005	Wheel rim assembly	2	Including 2-4
1	3063304001	Inner wheel rim	2	
2	3063304002	Outer wheel rim	2	
3	0000024036	Nut	12	
4	0000025055	Spring washer	12	
5	3063323001	Bolt of rim	12	
6	3063300004	Tyre	2	
	3063300006	Solid tyre	2	

NOBLIFT 诺力

FE4P20-25 Installation of electrical parts

FE4P20, 25

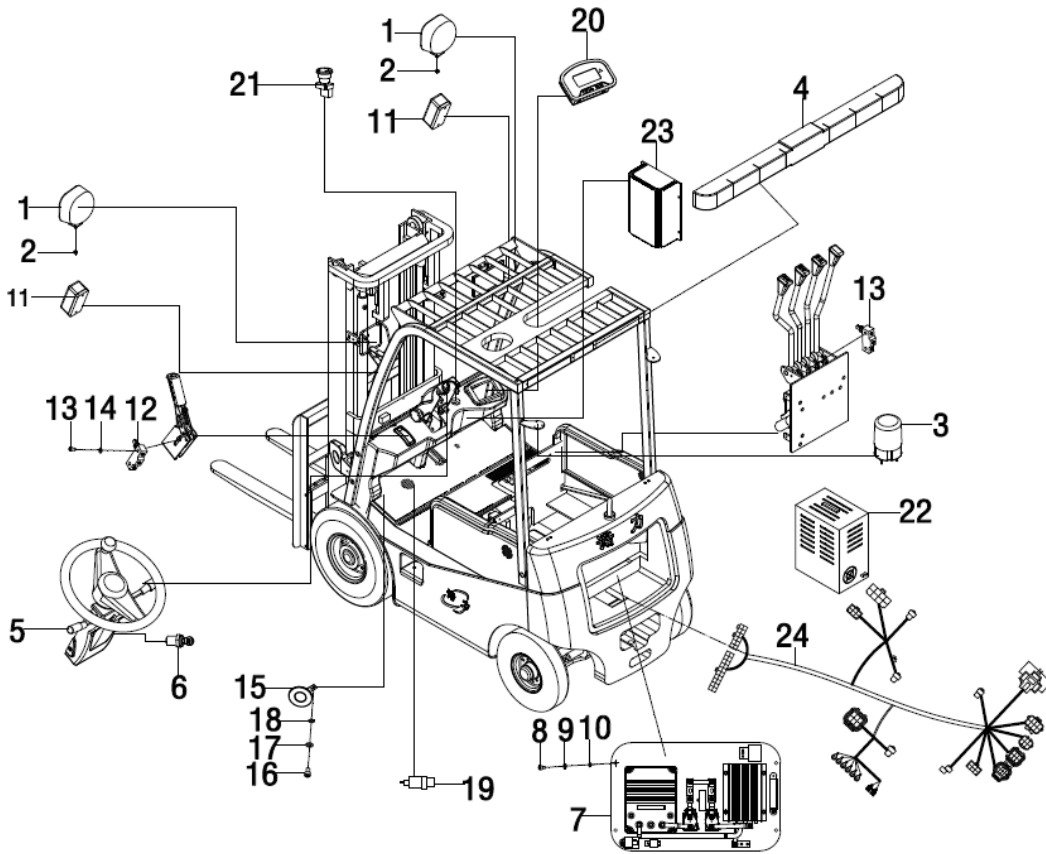


Fig. 12

Fig.12 FE4P20-25 Installation of electrical parts

No.	SN	Name	QTY	Remarks
1	3002434002	Front headlight assembly	1	
2	0000025046	Nut	1	
3	9000009464	Caution light	1	
4	3042434004	Rear combined lamps	1	
5	9000006810	Combination switch	1	
6	9000009963	Key switch	1	
7	3042434038	Controller assembly	1	Curtis (DC)
	9000009475	Controller assembly	1	Curtis (AC)
	9000009476	Controller assembly	1	Zapi (AC)
	9000009481	Controller assembly	1	Curtis (AC2)
	9000009482	Controller assembly	1	Zapi (AC2)
8	0000023247	Screw	4	
9	0000025065	Spring washer	4	
10	0000025106	Flat washer	4	
11	3002434001	Front lamplet assembly	2	
12	3002434003	Switch	4	
13	0000023043	Screw	1	
14	0000025037	Flat washer	1	
15	1000434015	Horn	1	
16	0000023141	Screw	1	
17	0000025050	Flat washer	1	
18	0000025045	Spring washer	1	
19	3002434014	Braking lamp switch	1	
20	3002434006	Display CAN SMART DISPLAY	1	Curtis
	9000009303	Display CAN SMART DISPLAY	1	Zapi AC
	9000009282	Display CAN SMART DISPLAY	1	Zapi AC2
21	1010434024	Emergency switch	1	
22	9000010833	Charging generator (Asia-China)		
	9000010834	Charging generator (Asia-English)		
	9000010835	Charging generator (Europ)		
	9000010836	Charging generator (English)		
	9000010837	Charging generator (Australia)		
	9000010838	Charging generator (American)		

Fig.12 FE4P20-25 Installation of electrical parts

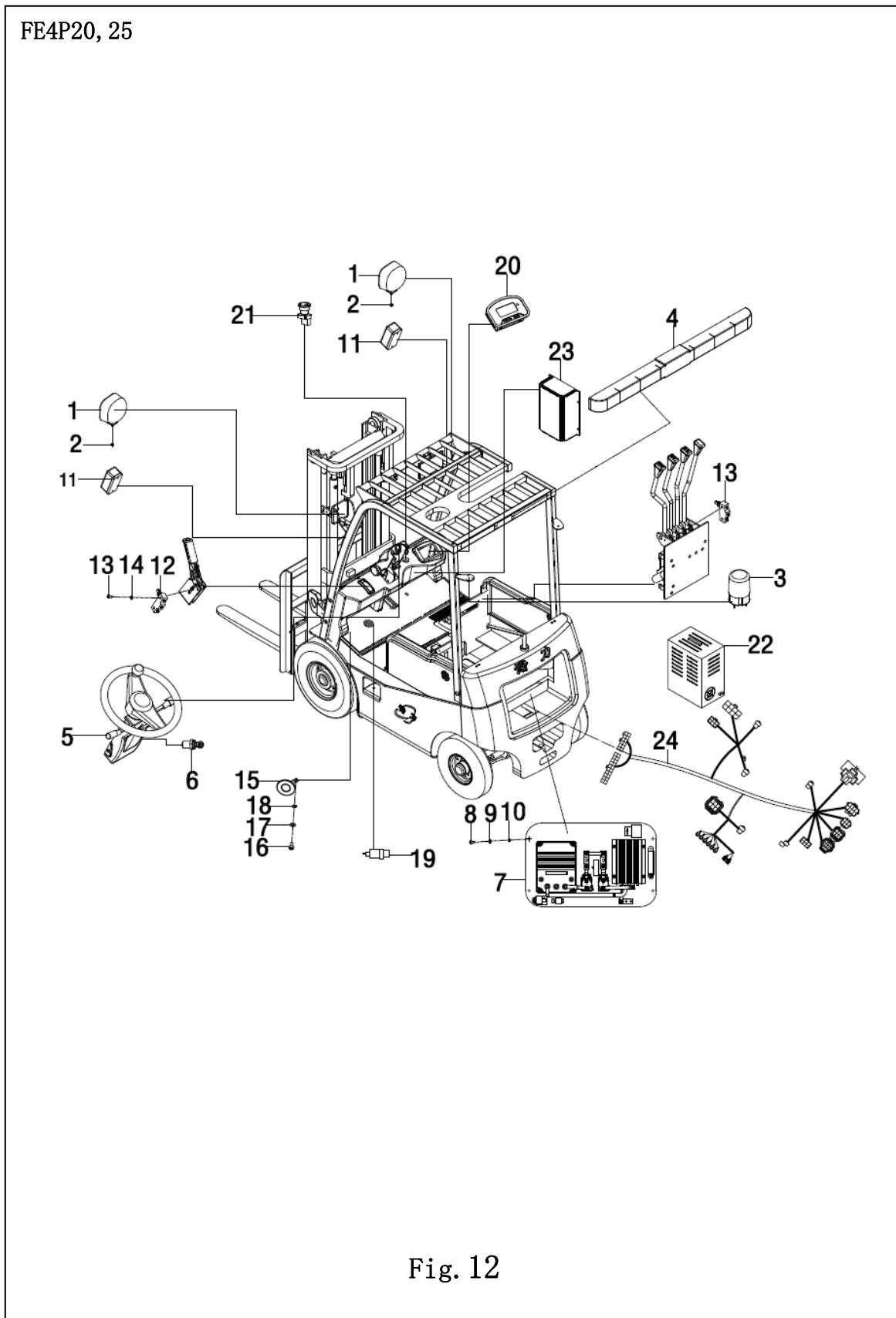


Fig.12 Installation of electrical parts

No.	SN	Name	QTY	Remarks
23	9000007712	Isolated DC-DC Converters	1	
24	3042434023	Wire harness	1	Curtis (DC)
	9000009267		1	Curtis (AC)
	9000009278		1	Zapi (AC)
	9000009288		1	Curtis (AC2)
	9000009297		1	Zapi (AC2)

NOBLIFT 诺力

Controller assembly (2.0, 2.5T,)(Curtis DC)

FE4P20, 25

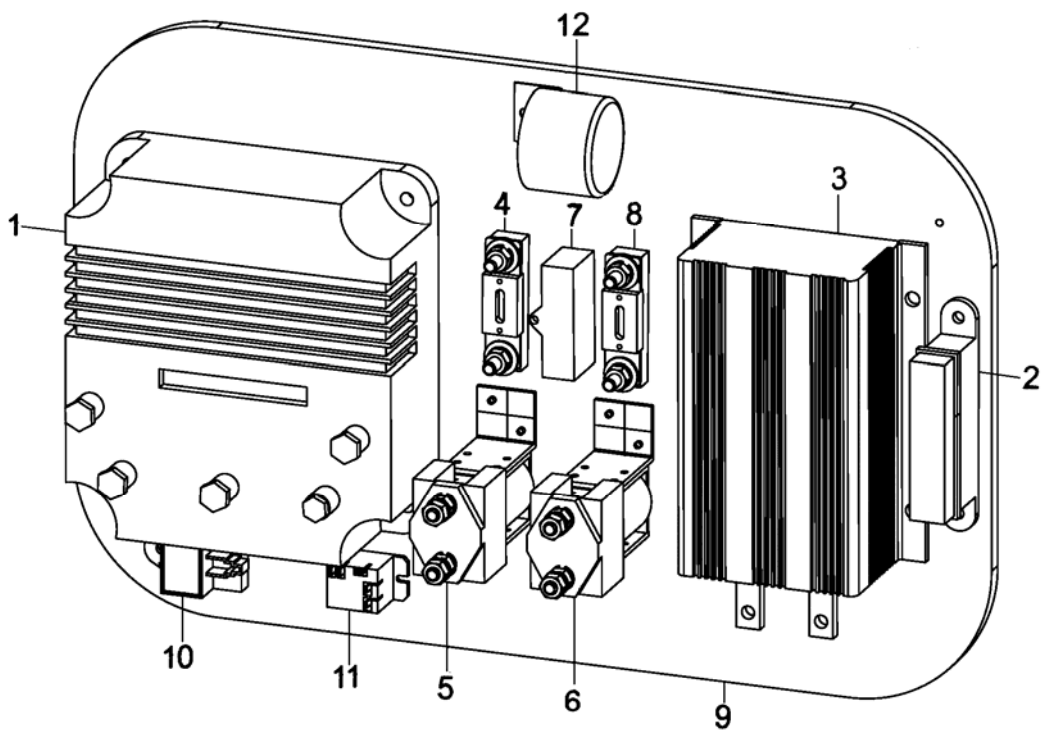


Fig. 13

Fig. 13 troller assembly (2.0, 2.5T,) (Curtis DC)

No.	SN	Name	QTY	Remarks
A	3042434038	Controller assembly	1	Curtis (DC)
1	3042434016	Traction controller	1	
2	3042434007	Fuse box	4	
3	3042434017	Pump controller	9	
4	3042434018	Fuse	9	
5	3042434044	Contactactor	1	
6	3002434020	Contactactor	4	
7	3002434021	Controller Protector	1	
8	3002434017	Fuse	2	
9	3042437001	Aluminium plate	3	
10	3002434005	Flasher	3	
11	3072434010	Relay	1	
12	9000004079	Back buzzer	1	

Assembly (2.0, 2.5T) (Curtis AC)

FE4P20, 25

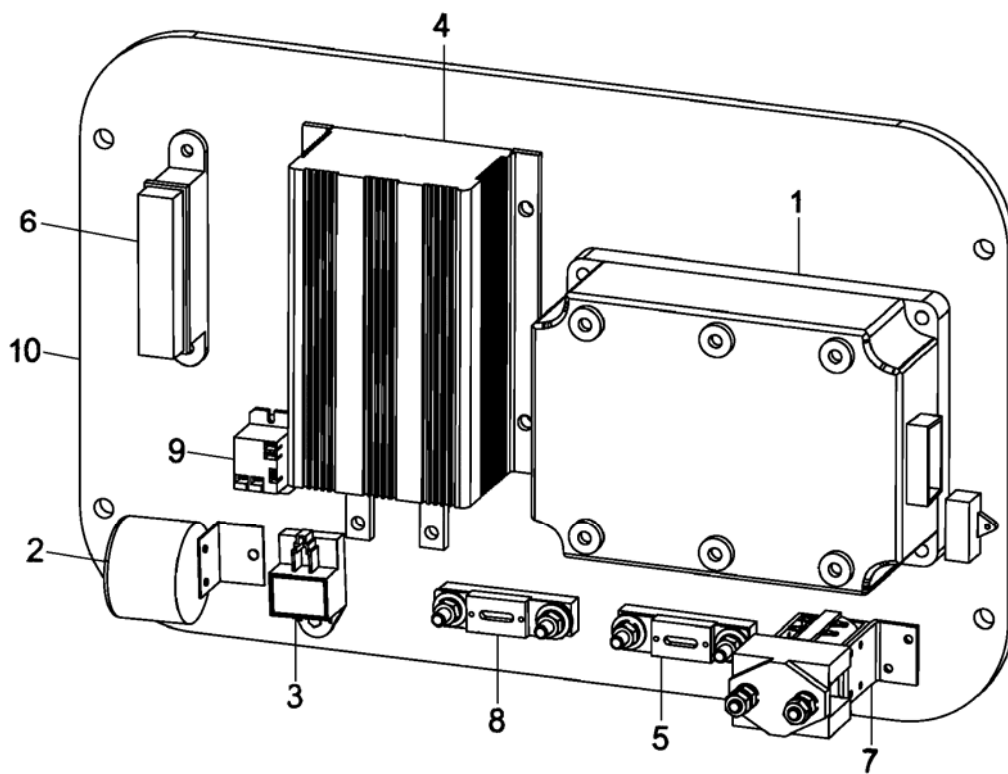


Fig. 14

Fig. 14 Controller assembly (2.0, 2.5T) (Curtis AC)

No.	SN	Name	QTY	Remarks
A	9000009475	Controller assembly	1	Curtis (AC)
1	3042434026	Traction controller	1	
2	9000004079	Back buzzer	4	
3	3002434005	Flasher	9	
4	9000007208	Pump controller	9	
5	3042434018	Fuse	1	
6	3042434007	Fuse box	6	
7	9000007713	Contactator	6	
8	3002434017	Fuse	6	
9	3072434010	Relay	1	
10	9000008892	Aluminium plate	2	

Controller assembly (2.0, 2.5T) (Curtis AC2)

FE4P20, 25

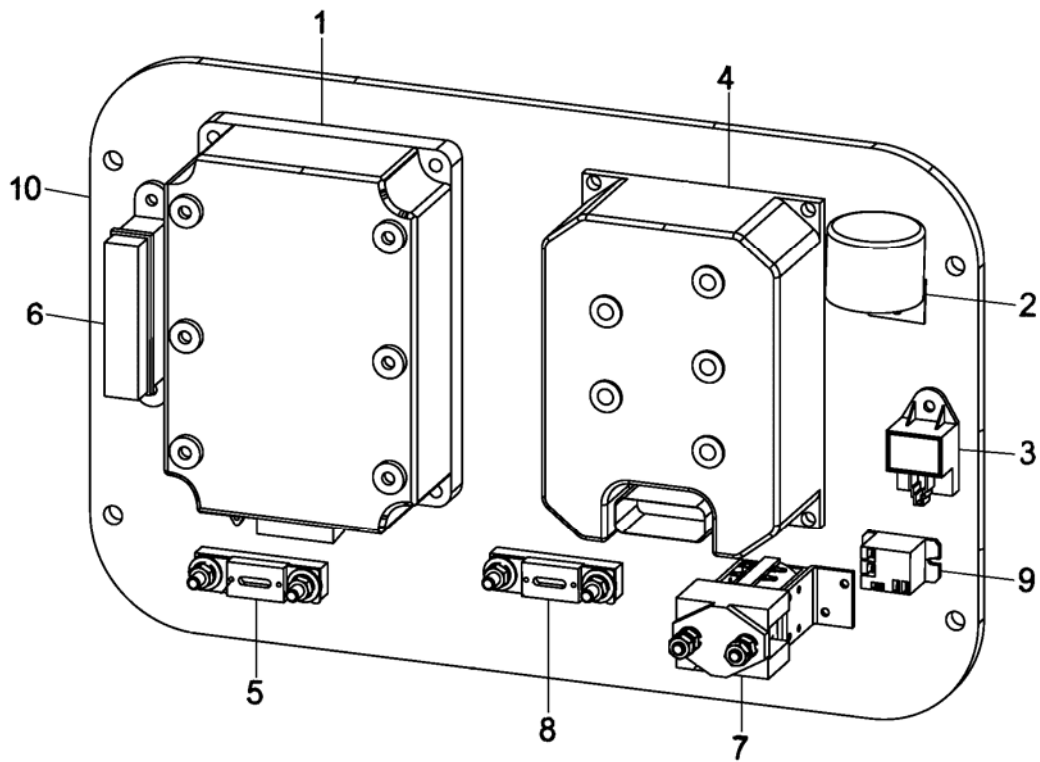


Fig. 15

Fig. 15 Controller assembly (2.0, 2.5T) (Curtis AC2)

No.	SN	Name	QTY	Remarks
A	9000009481	Controller assembly	1	Curtis (AC2)
1	9000008893	Traction controller	1	
2	9000004079	Back buzzer	1	
3	3002434005	Flasher	1	
4	9000008982	Pump controller	1	
5	3042434018	Fuse	1	
6	3042434007	Fuse box	1	
7	3500934013	Contactoer	1	
8	3072434004	Fuse	1	
9	3072434010	Relay	1	
10	9000008996	Aluminium plate	1	

NOBLIFT 诺力

Controller assembly (2.0, 2.5T) (Zapi AC)

FE4P20, 25

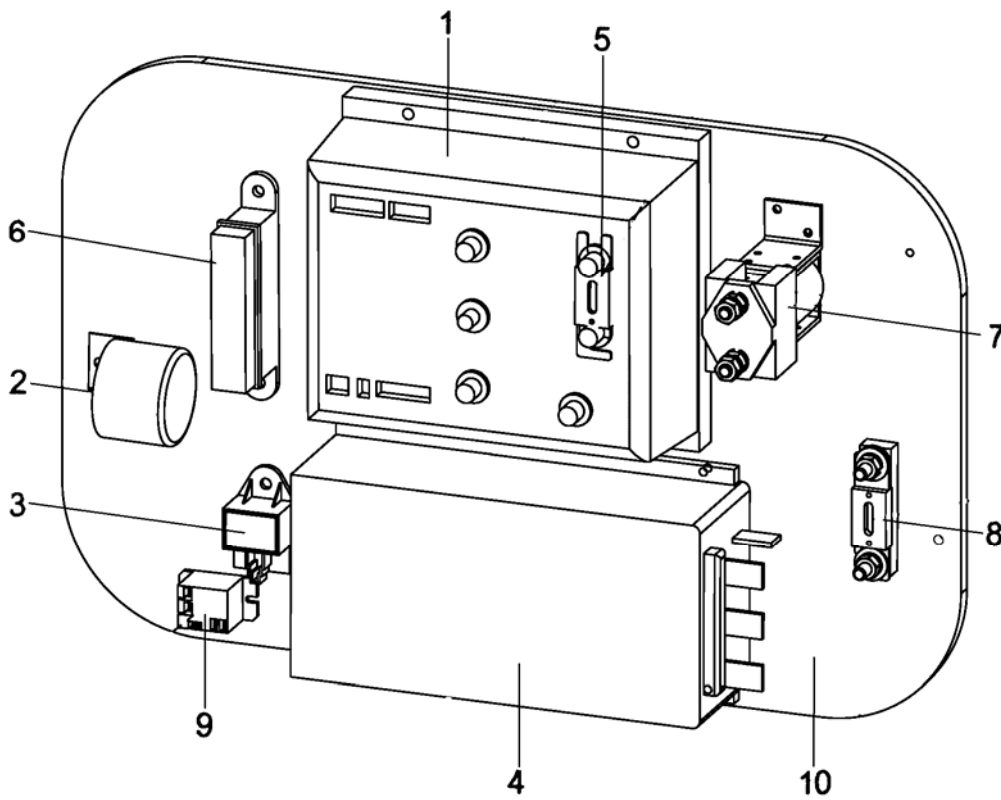


Fig. 16

Fig.16 Controller assembly (2.0, 2.5T) (Zapi AC)

No.	SN	Name	QTY	Remarks
A	9000009476	Controller assembly	1	Zapi (AC)
1	9000009293	Traction controller	1	
2	9000004079	Back buzzer	4	
3	3002434005	Flasher	9	
4	9000009294	Pump controller	9	
5	3042434018	Fuse	1	
6	3042434007	Fuse box	6	
7	3500934013	Contactoer	6	
8	3072434004	Fuse	6	
9	1000434036	Relay	1	
10	9000009295	Aluminium plate	2	

Controller assembly (2.0, 2.5T) (Zapi AC2)

FE4P20, 25

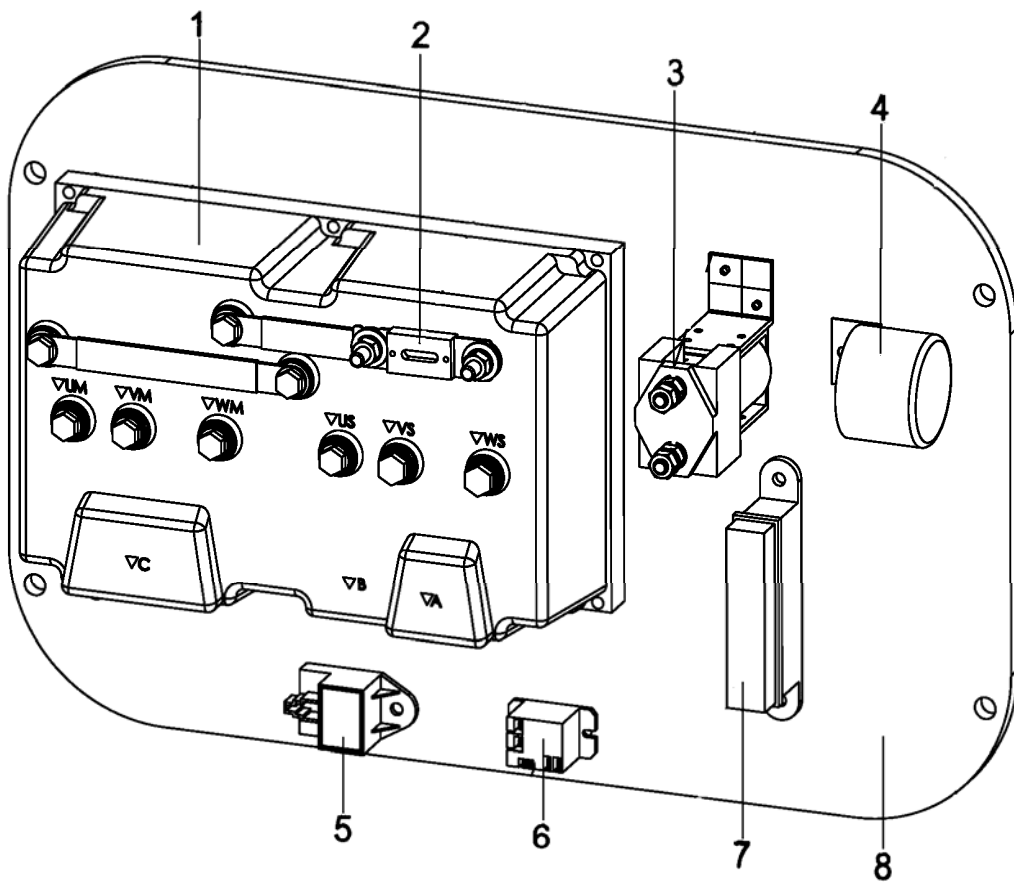


Fig. 17

Fig. 17 Controller assembly (2.0, 2.5T) (Zapi AC2)

No.	SN	Name	QTY	Remarks
A	9000009482	Controller assembly	1	Zapi (AC2)
1	9000007735	Controller	1	
2	3042434018	Fuse	1	
3	9000008789	Contactoer	1	
4	9000004079	Back buzzer	1	
5	3002434005	Flasher	1	
6	3072434010	Relay	1	
7	3042434007	Fuse box	1	
8	9000007736	Aluminium plate	1	

NOBLIFT 诺力

FE4P30-35 电气系统元器件

FE4P30, 35

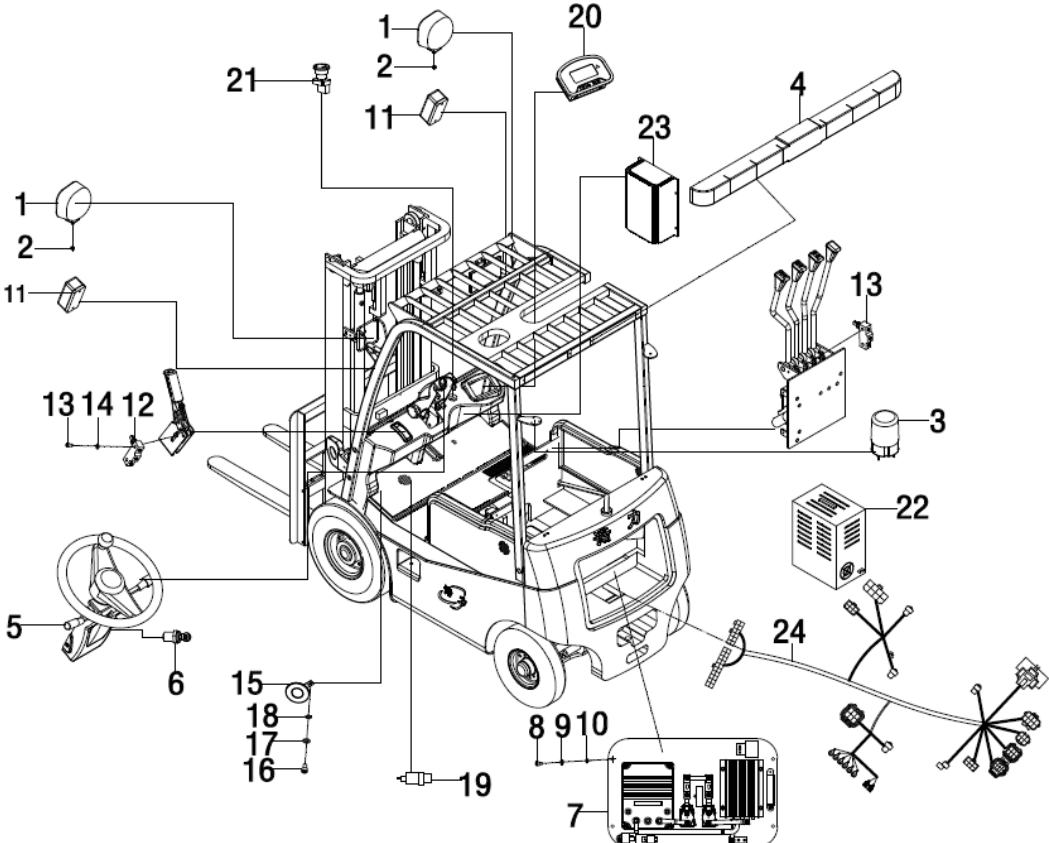


Fig 18

Fig 18 FE4P30-35 Installation of electrical parts

NO.	SN	NAME	QTY	REMARK
1	3002434002	Front headlight assembly	2	24V
2	0000024026	Nut	2	
3	9000009464	Caution light	1	24V
4	3042434004	Rear combined lamps	1	24V
5	9000006810	Combination switch	1	
6	9000009963	Key switch	1	
7	3042400002	Controller assembly	1	Curtis (DC)
	9000009307	Controller assembly		Curtis (AC)
	9000009319	Controller assembly		Zapi (AC)
	9000009330	Controller assembly		Curtis (AC2)
	9000009342	Controller assembly		Zapi (AC2)
8	00000023222	Screw	4	
9	0000023006	Spring washer	4	
10	0090000205	Flat washer	4	
11	3002434001	Front lamplet assembly	2	
12	3002434003	Switch	4	
13	0000023051	Screw	2	
14	0000025037	Flat washer	2	
15	1000434015	Horn	1	
16	0000023141	Screw	1	
17	0000025050	Flat washer	1	
18	0000025045	Spring washer	1	
19	3002434014	Braking lamp switch	1	
20	9000009312	Display can smart display	1	Curtis
	3042434024	Display can smart display		Zapi AC
	9000009333	Display can smart display		Zapi AC2
21	1010434024	Emergency switch	1	
22	3042420001	Charging generator (Asia-China)	1	
	9000010873	Charging generator (Asia-English)		
	9000010874	Charging generator (Europ)		
	9000010875	Charging generator (English)		
	9000010876	Charging generator (Australia)		

FE4P30-35 Installation of electrical parts

FE4P30, 35

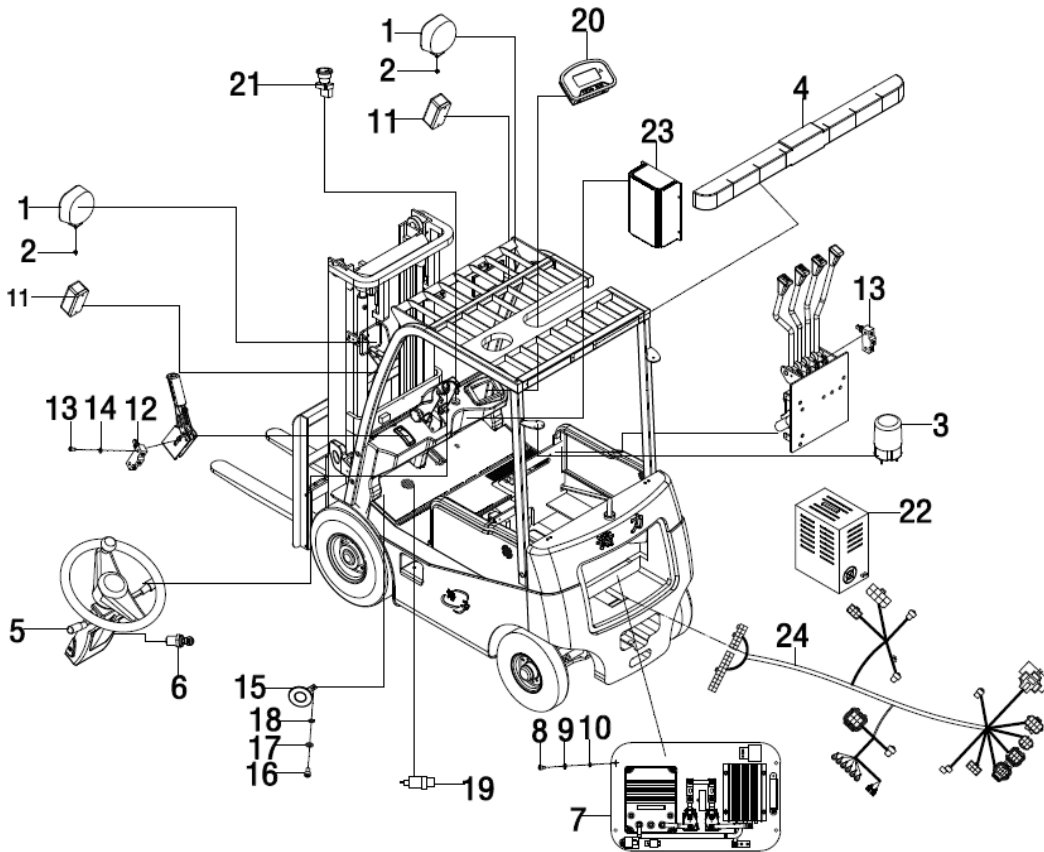


Fig 18

Fig 18 FE4P30-35 Installation of electrical parts

NO.	SN	NAME	QTY	REMARK
22	9000010877	Charging generator(American)	1	
23	3042434005	Isolated DC-DC Converters	1	
24	3042434002	Wire harness	1	Curtis (DC)
	9000009318	Wire harness		Curtis (AC)
	9000009329	Wire harness		Zapi (AC)
	9000009340	Wire harness		Curtis (AC2)
	9000009345	Wire harness		Zapi (AC2)

NOBLIFT 诺力

Controller assembly (3.0, 3.5T,) (Curtis DC)

FE4P30, 35

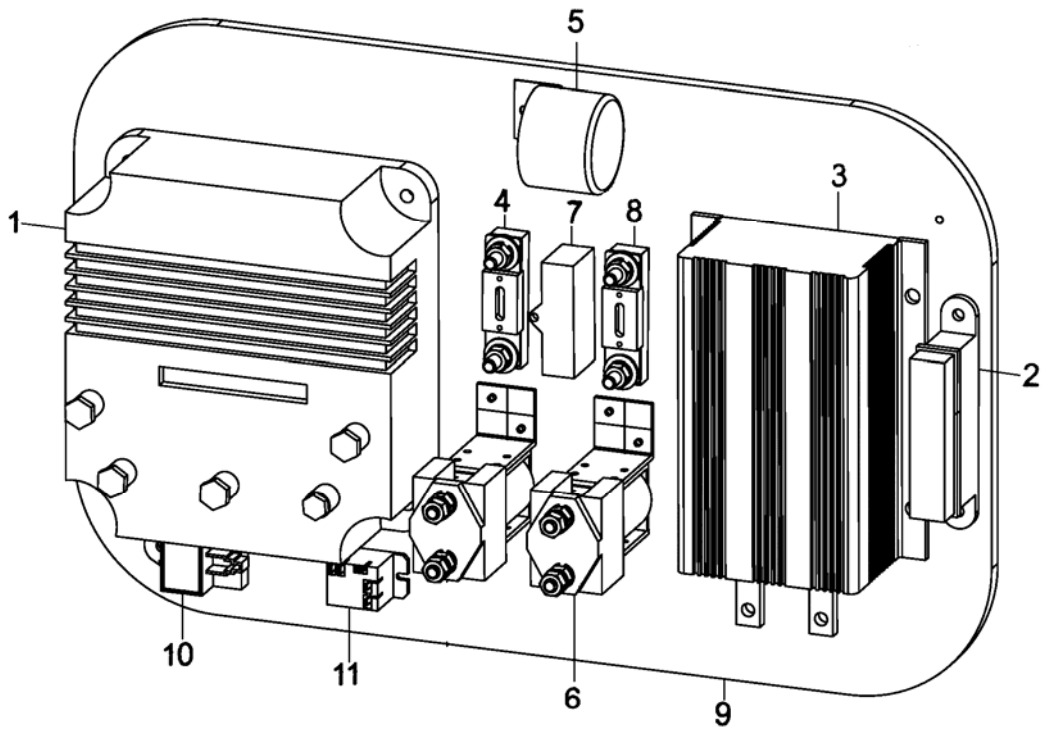


Fig. 19

Fig. 19 Controller assembly (3.0, 3.5T,) (Curtis DC)

No.	SN	Name	QTY	Remarks
A	3042400002	Controller assembly	1	Curtis (DC)
1	3042434006	Traction controller	1	
2	3042434007	Fuse box	1	
3	3042434009	Pump controller	1	
4	3042434008	Fuse	1	
5	9000004079	Back buzzer	1	
6	3002434020	Contactoer	2	
7	3002434021	Controller protector	1	
8	3002434017	Fuse	1	
9	3042437001	Aluminium plate	1	
10	3002434005	Flasher	1	
11	3072434010	Relay	1	

Controller assembly (3.0, 3.5T,) (Curtis AC)

FE4P30, 35

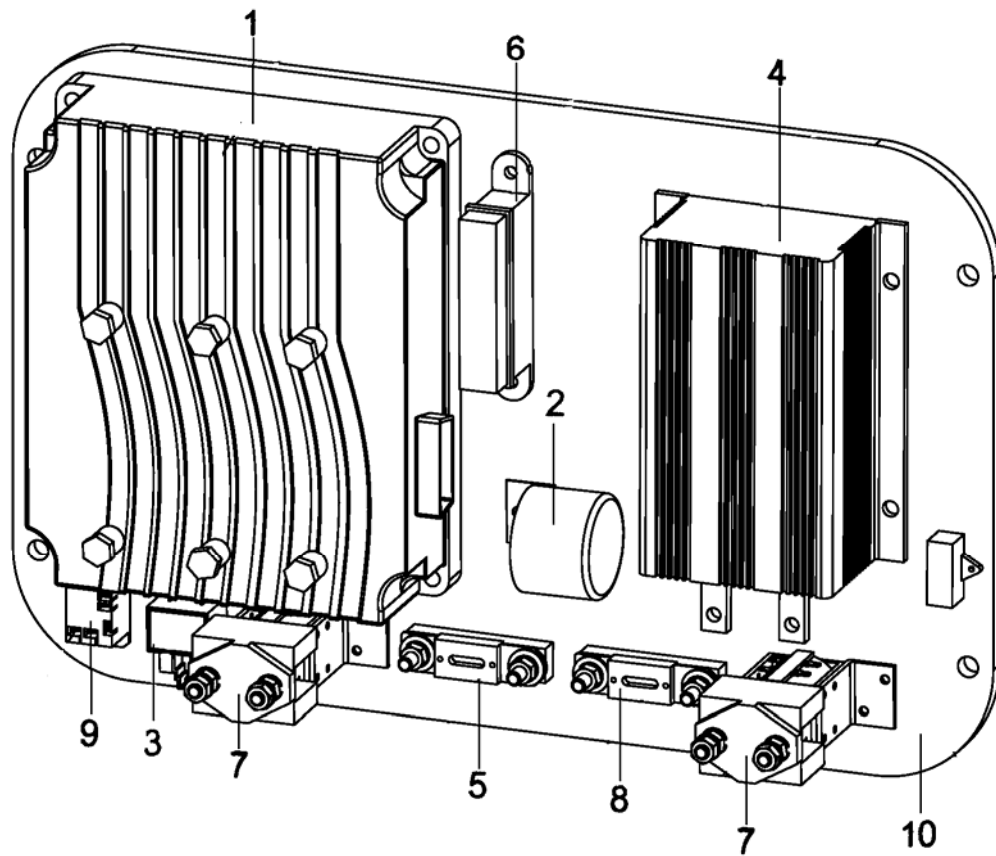


Fig. 20

Fig. 20 Controller assembly (3.0, 3.5T,)(Curtis AC)

No.	SN	Name	QTY	Remarks
A	9000009307	Controller assembly	1	Curtis (AC)
1	9000009306	Traction controller	1	
2	9000004079	Back buzzer	1	
3	3002434005	Flasher	1	
4	9000009308	Pump controller	1	
5	3002434017	Fuse	1	
6	3042434007	Fuse box	1	
7	3500934013	Contactoer	1	
8	9000009310	Fuse	1	
9	3072434010	Relay	1	
10	9000009309	Aluminium plate	1	

Controller assembly (3.0, 3.5T,) (Curtis AC2)

FE4P30, 35

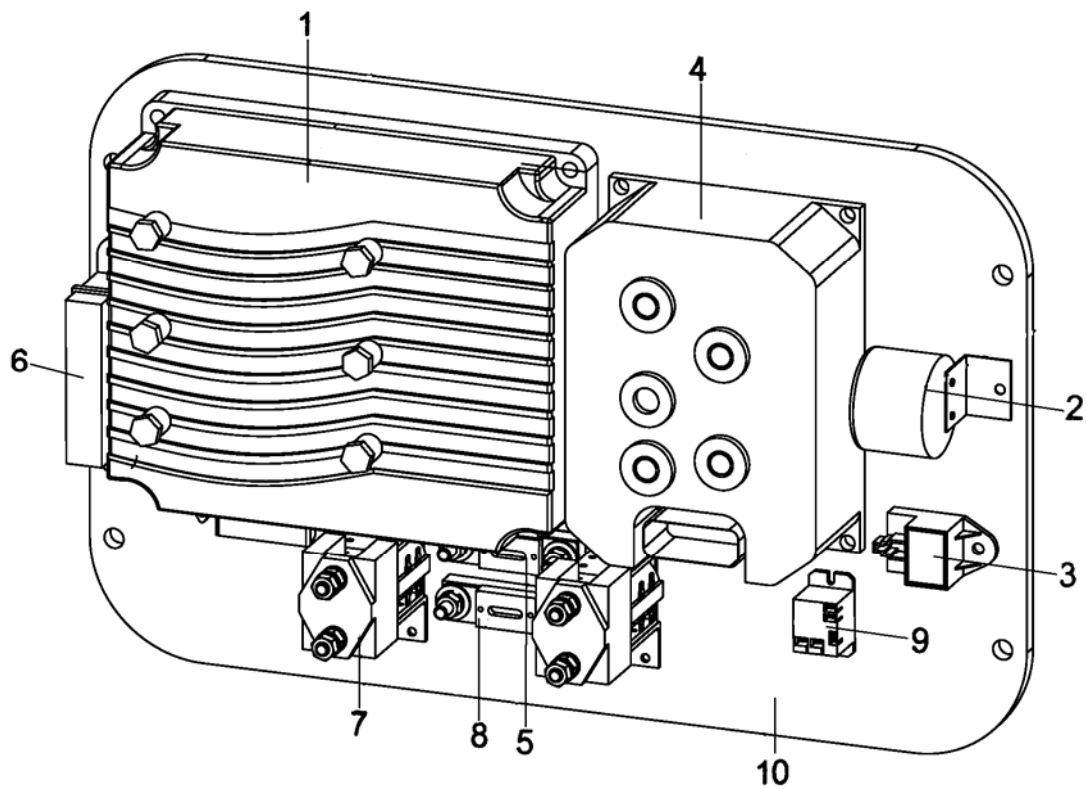


Fig. 21

Fig. 21 Controller assembly (3.0, 3.5T,) (Curtis AC 2)

No.	SN	Name	QTY	Remarks
A	9000009330	Controller assembly	1	Curtis (AC2)
1	9000009320	Traction controller	1	
2	9000004079	Back buzzer	1	
3	3002434005	Flasher	1	
4	9000009321	Pump controller	1	
5	3002434017	Fuse	1	
6	3042434007	Fuse box	1	
7	3500934013	Contactoer	2	
8	9000009310	Fuse	1	
9	3072434010	Relay	1	
10	9000009322	Aluminium plate	1	

Controller assembly (3.0, 3.5T,) (Zapi AC)

FE4P30, 35

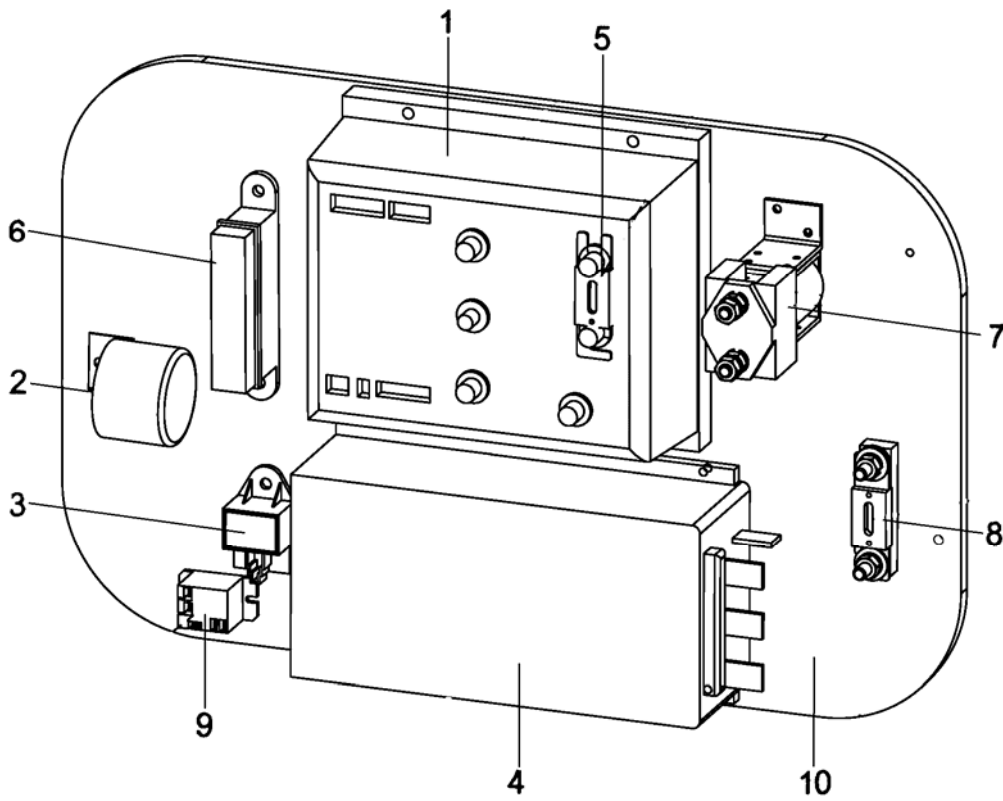


Fig. 22

Fig. 22 Controller assembly (3.0, 3.5T,) (Zapi AC)

No.	SN	Name	QTY	Remarks
A	9000009319	Controller assembly	1	Zapi (AC)
1	9000009343	Traction controller	1	
2	9000004079	Back buzzer	4	
3	3002434005	Flasher	9	
4	9000009344	Pump controller	9	
5	3002434017	Fuse	1	
6	3042434007	Fuse box	6	
7	3042434010	Contactoer	6	
8	9000009310	Fuse	6	
9	3072434010	Relay	1	
10	3042434033	Aluminium plate	2	

Controller assembly (3.0, 3.5T,) (Zapi AC2)

FE4P30, 35

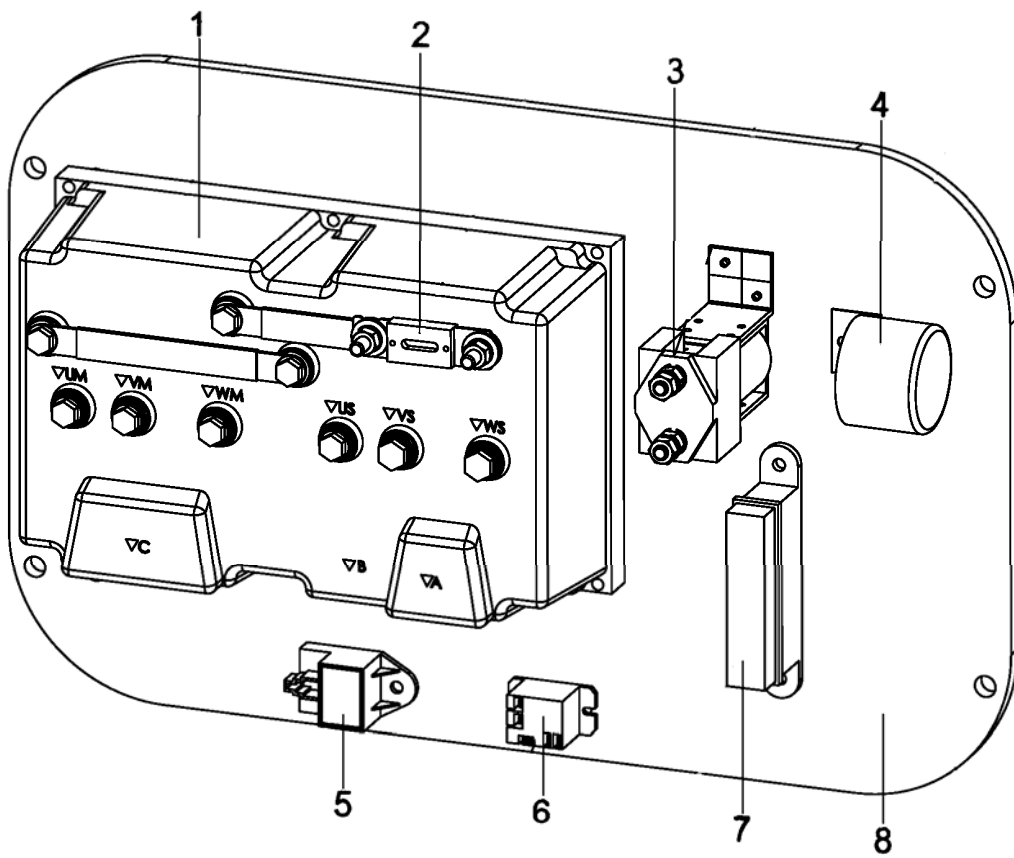


Fig. 23

Fig. 23 Controller assembly (3.0, 3.5T,) (Zapi AC2)

No.	SN	Name	QTY	Remarks
A	9000009342	Controller assembly	1	Zapi (AC2)
1	9000009331	Controller	1	
2	3002434017	Fuse	4	
3	3042434044	Contactora	9	
4	9000004079	Back buzzer	9	
5	3002434005	Flasher	1	
6	3072434010	Relay	6	
7	3042434007	Fuse box	6	
8	9000009332	Aluminium plate	6	

NOBLIFT 诺力

Power supply connector assembly

FE4P20, 25, 30, 35

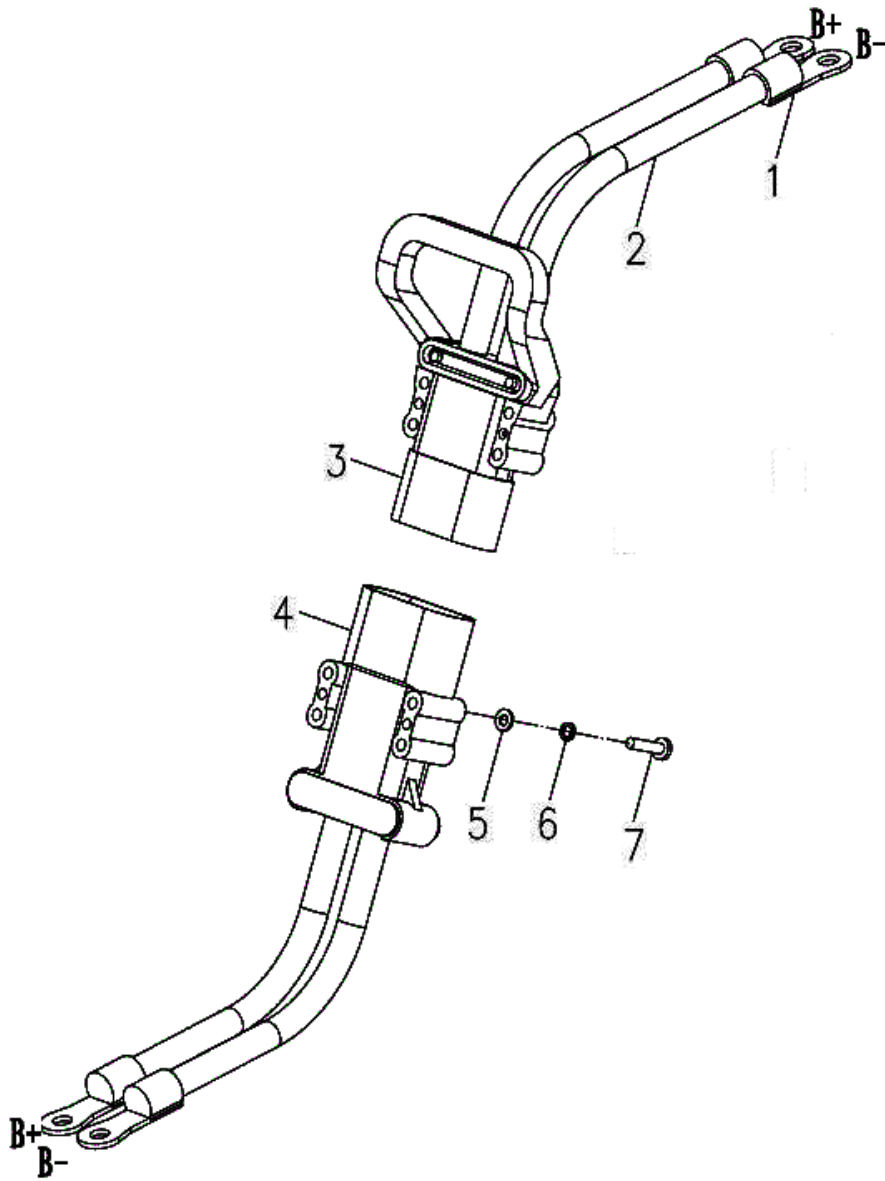


Fig. 24

Fig. 24 **Power supply connector assembly**

No.	SN	Name	QTY	Remarks
1	9000006982	Binding post	4	
2	9000005639	70mm cable	2	
3	3042434012	Connector female	1	
4	3042434011	Connector male	1	
5	0000025050	Flat washer	4	
6	0000025045	Spring washer	4	
7	0000023294	Screw	4	

NOBLIFT 诺力

Battery and instalation

FE4P20, 25, 30, 35

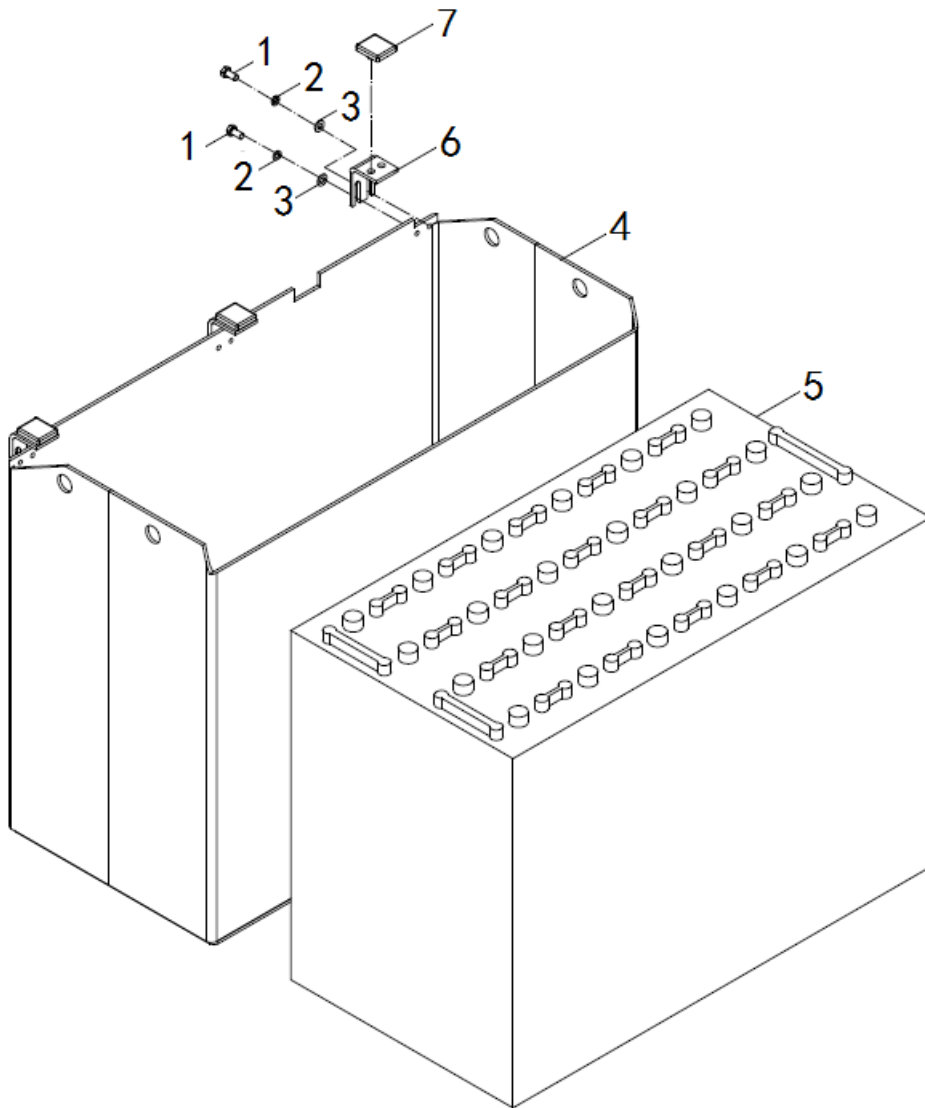


Fig. 25

Fig. 25

Battery and Installation

No.	SN	Name	QTY	Remarks
1	0000023834	Bolt	6	
2	0000025047	Flat washer	6	
3	0000025041	Spring washer	6	
4	3041401001	Battery case	1	FE4P30-35
	3041401002			FE4P20-25
	3041401003			FE4P20-25
5	9000004136	Battery	40	FE4P35
	3041400005		40	FE4P30
	3041400008		25	FE4P20-25
6	3041402001	Support	3	
7	3046418003	Bumper	3	

Steering equipment and installation

FE4P20, 25, 30, 35

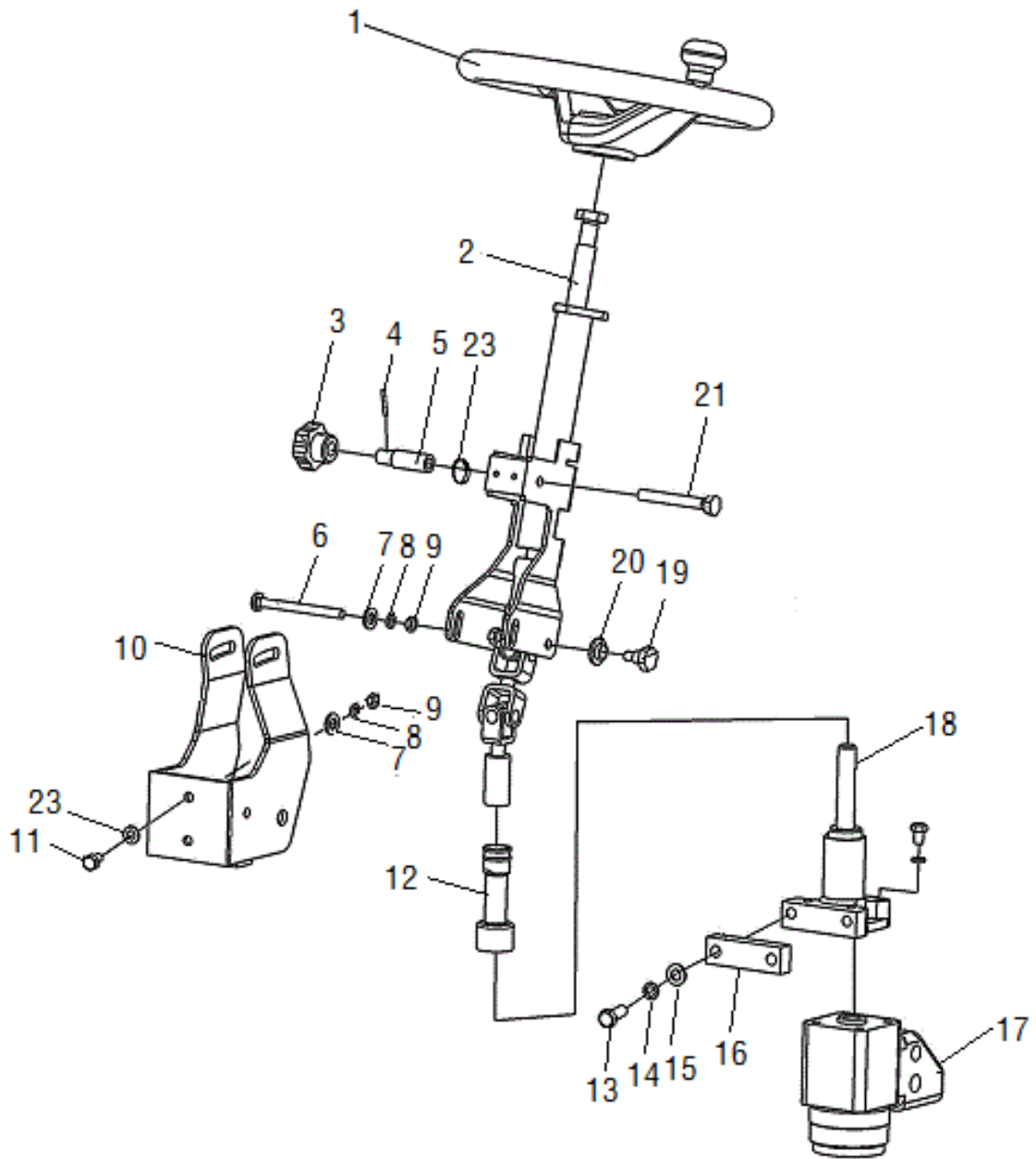


Fig. 26

Fig. 26 Steering equipment and installation

No.	SN	Name	QTY	Remarks
1	3044200004	Steering wheel assembly	1	
2	3044201003	Steering Column assembly	1	
3	0000014001	Five-star handle	1	
4	0000028071	Elastic pin	1	
5	3044202002	Clamp holder axle sleeve	1	
6	3004202005	Bolt	1	
7	0000025047	Flat washer	3	
8	0000025041	Spring washer	7	
9	0000024018	Nut	1	
10	3044201001	Support	1	
11	0000023355	Bolt	6	
12	3044218001	Protective sleeve	1	
13	0000023329	Bolt	2	
14	0000025042	Spring washer	2	
15	0000025048	Flat washer	2	
16	3044202001	Subplate	1	
17	3044200001	pile-up valve	1	
18	3044200002	Connecting shaft assembly	1	
19	3004202004	Bolt	2	
20	3004219002	Distance ring	2	
21	3044202003	Shaft of clamp holder	1	

Steering Column assembl

FE4P20, 25, 30, 35

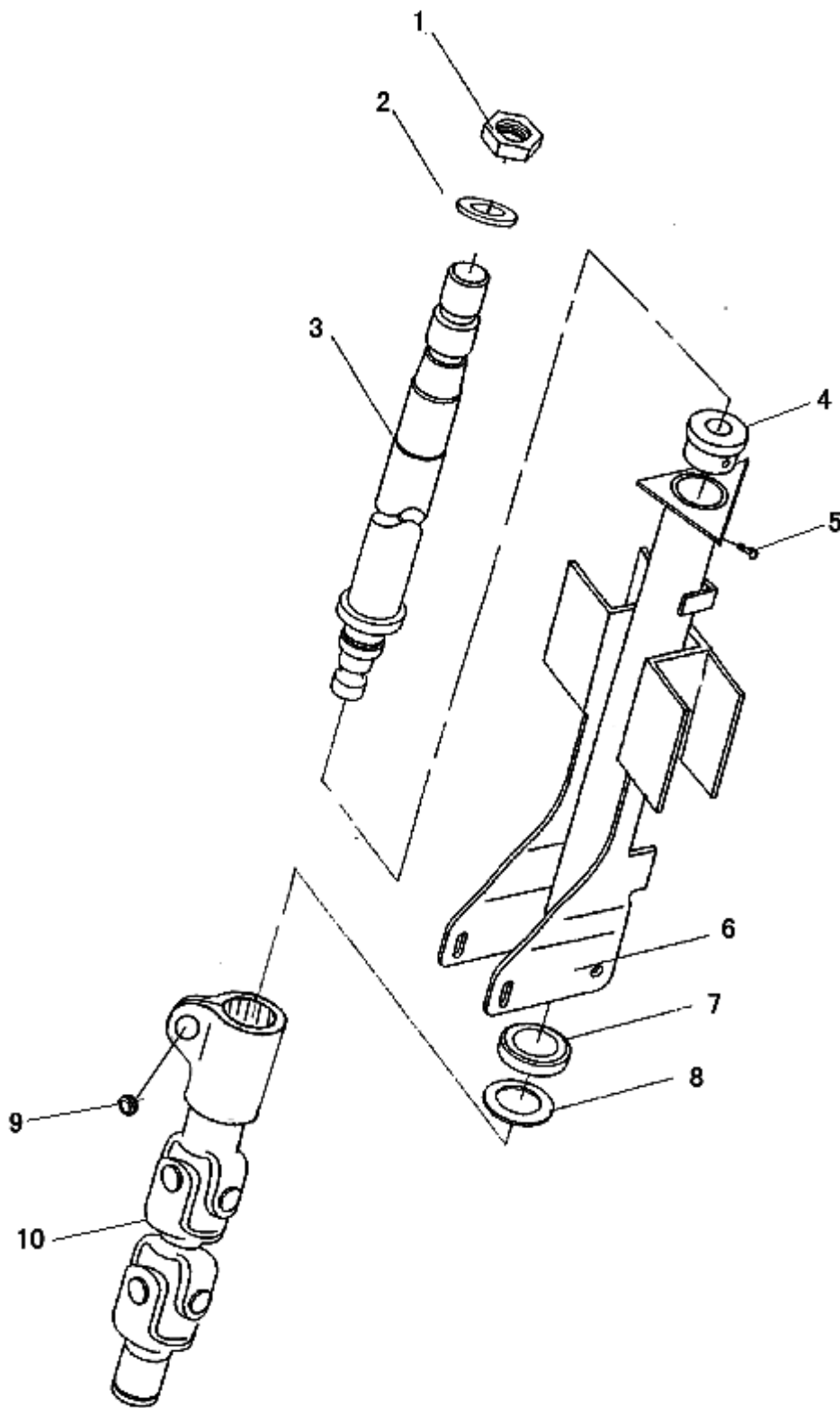


Fig. 27

Fig. 27 **Steering column assembly**

No.	SN	Name	QTY	Remarks
A	3044201003	Steering Column assembly	1	
1	0090000090	Nut	1	
2	0000025049	Flat washer	1	
3	9000010828	Steering shaft	1	
4	3044202004	Protective jacket	1	
5	0090000209	Screw	1	
6	9000010829	Steering Column	1	
7	0000026005	Elastic ring for shaft	1	
8	0000027068	Bearing	1	
9	0000023223	Bolt	1	
10	3044201004	Cardan joint assembly	1	

NOBUFT 诺布特

Linking shaft assembly

FE4P20, 25, 30, 35

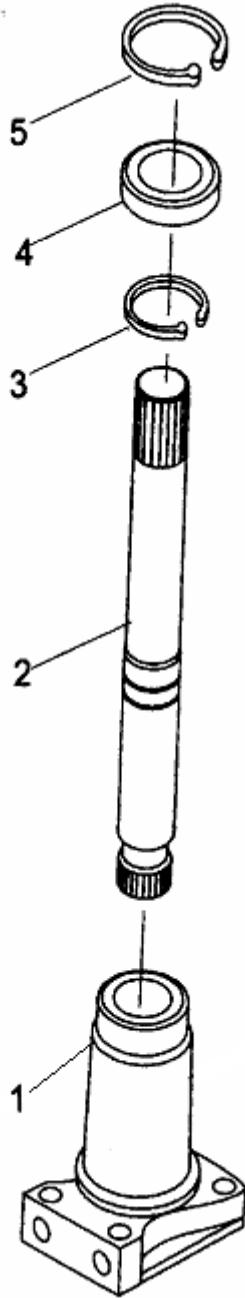


Fig. 28

Fig. 28 **Linking shaft assembly**

No.	SN	Name	QTY	Remarks
A	3044200002	Linking shaft assembly	1	
1	3044205001	Linking flange	1	
2	3044207002	Linking shaft	1	
3	0000026003	Elastic ring for shaft	1	
4	0000027016	Bearing	1	
5	0000026012	Elastic ring for shaft	1	

NOBLIFT 诺力

Steering axle and installation

FE4P20, 25, 30, 35

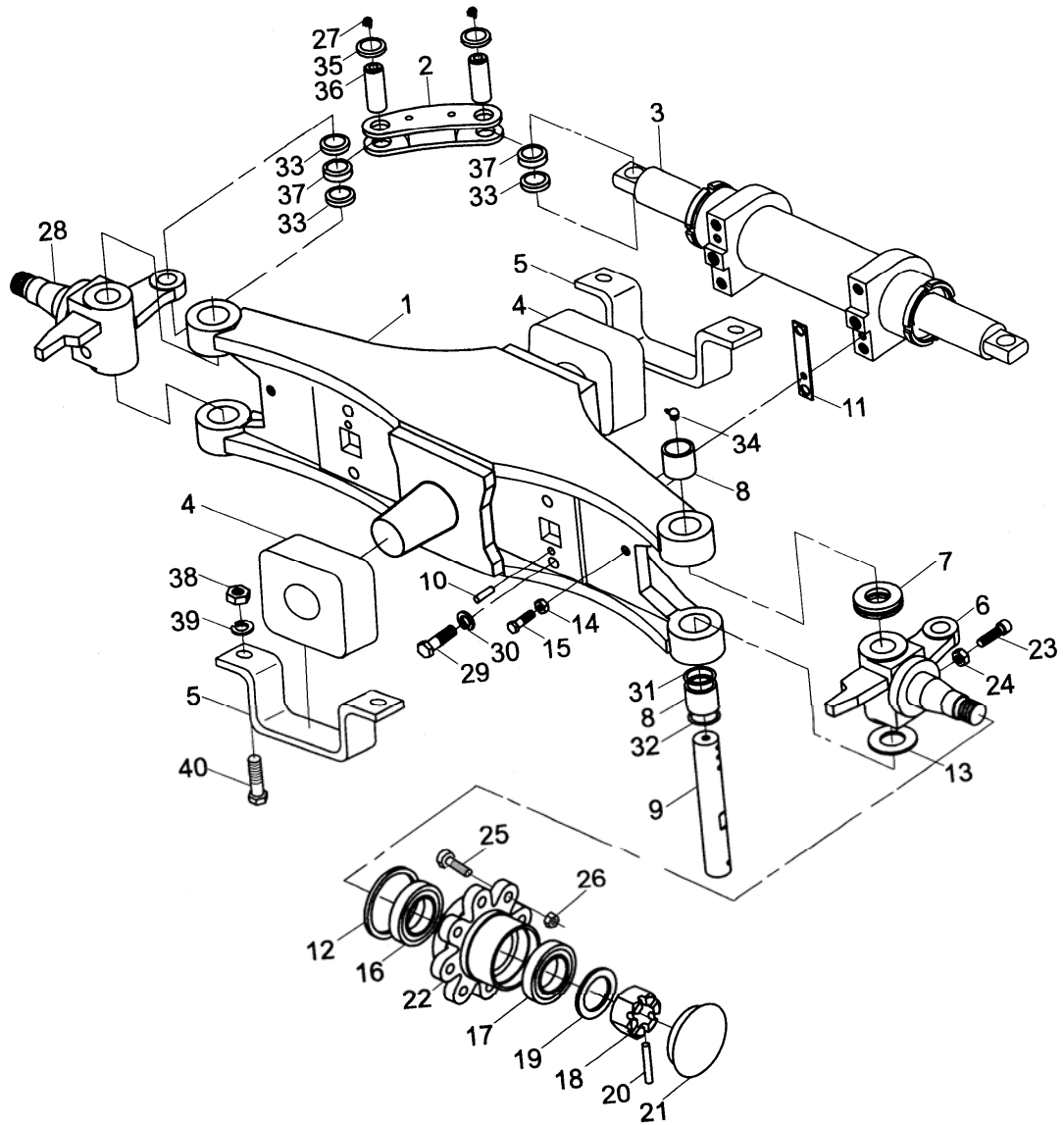


Fig. 29

Fig. 29 Steering axle and installation

No.	SN	Name	QTY	Remarks
A	3044300001	Steering axle assembly	1	FE4P30-35
	3044300003			FE4P20-25
1	3044301001	Steering axle body assembly	1	FE4P30-35
	3044301006			FE4P20-25
2	3044301002	Linking lever	2	
3	3044300002	Steering cylinder	1	FE4P30-35
	3044300004			FE4P20-25
4	3044318001	Bumper	2	
5	3044302001	Fixed plate of steering axle	2	
6	3044301003	Right knuckle assembly	1	
	9000012002	Right knuckle assembly		
7	0000027026	Bearing	2	
8	0000027052	Bearing	4	
9	3044307001	Pin	2	
10	0000028062	Round pin	2	
11	3044325001	Adjusting washer	4	
12	3044322001	Rubber oil seal	2	
13	3044325002	Adjusting washer of knuckle	2	
14	0000024077	Nut	2	
15	3044322002	Bolt	2	
16	0000027053	Bearing	2	
17	0000027054	Bearing	2	
18	0000024055	Nut	2	
19	0000025085	Flat washer	2	
20	0000028064	Split pin	2	
21	3044304001	cover of rim	2	
22	3044305001	Rim	2	
23	0090000677	Prong set screws	2	
24	0000024038	Nut	2	
25	3044323001	Wheel hub bolt	2	
26	3044324001	Wheel hub nut	2	
27	0000030002	Forced filling oil cup	4	

Steering axle and installation

FE4P20, 25, 30, 35

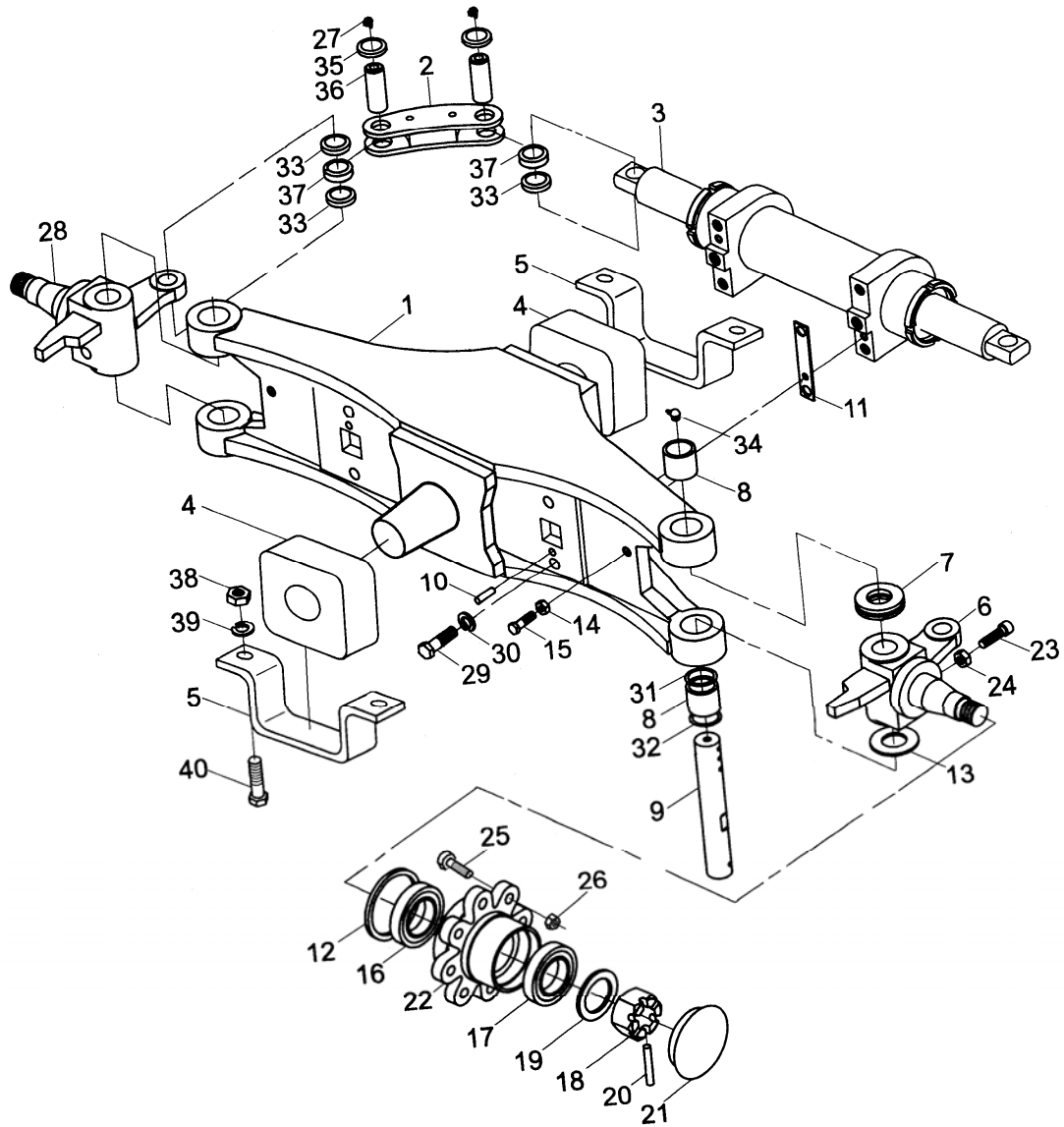


Fig. 29

Fig. 29 Steering axle and installation

No.	SN	Name	QTY	Remarks
28	3044301004	Left knuckle assembly	1	
	9000012003	Left knuckle assembly		
29	0000023364	Bolt	4	
30	0000025043	Spring washer	4	
31	0000022079	O-ring	2	
32	3044322003	Oil seal	2	
33	3044313002	Bushing	6	
34	0090000740	Flow nipple	4	
35	0000030023	bead flange	4	
36	3044307002	connecting pin	4	
37	0000027055	oscillating bearing	4	
38	0000024036	Nut	4	
39	0000025055	Spring washer	4	
40	0000023137	Bolt	4	

Steering cylinder

FE4P20, 25, 30, 35

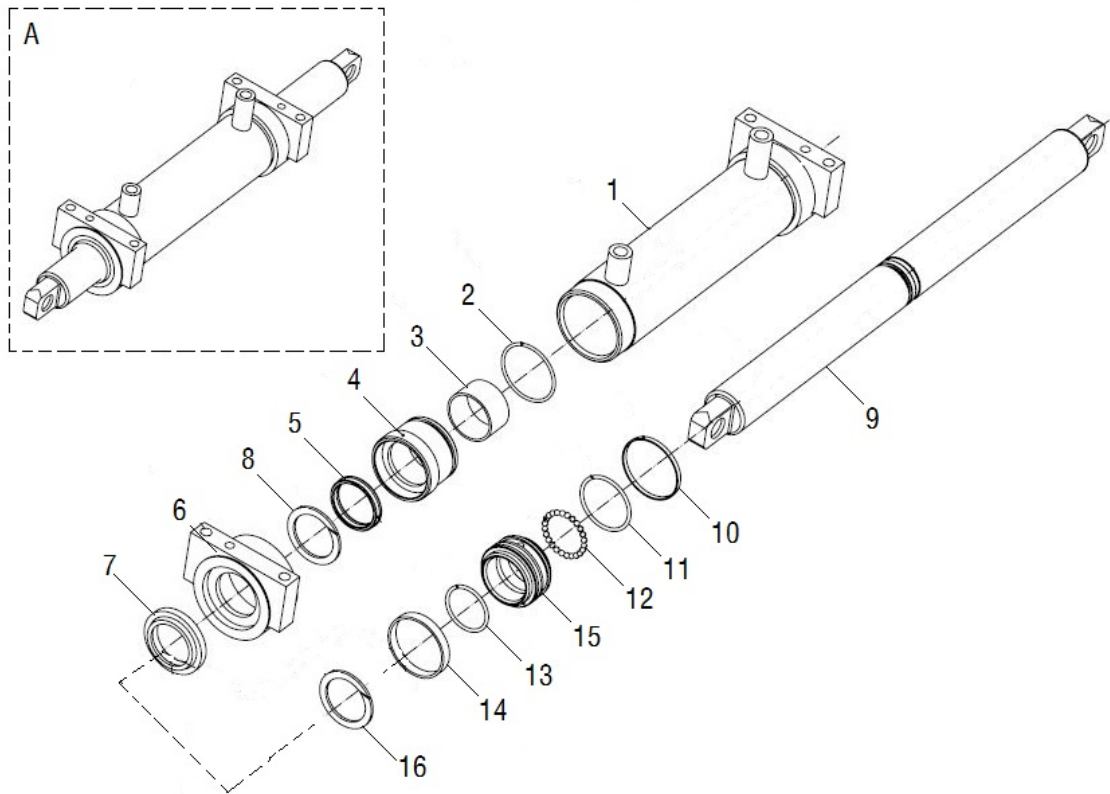


Fig. 30

Fig. 30

Steering cylinder

No.	SN	Name	QTY	Remarks
A	3044300002	Steering cylinder	1	FE4P30-35
	3044300004			FE4P20-25
1	9000011993	Cylinder body	1	FE4P30-35
	9000011994			FE4P20-25
2	0090000755	O-ring	2	
3	3044313003	Bearing	2	
4	9000011995	Sleeve cover	2	
5	9000011996	Barrier chip	2	
6	3044302004	Cover of cylinder	2	
7	9000011997	Dust proof ring	2	
8	9000011998	Retainer ring	2	
9	3044307003	Piston rod assembly	1	FE4P30-35
	3044307004			FE4P20-25
10	3044326001	Support ring	1	
11	0000022077	O-ring	1	
12	0000037001	ball	25	
13	0000022310	O-ring	1	
14	9000011999	Support ring	1	
15	9000012000	Piston	1	
16	9000012001	washer	2 组	

Steering wheel assembly

FE4P20, 25, 30, 35

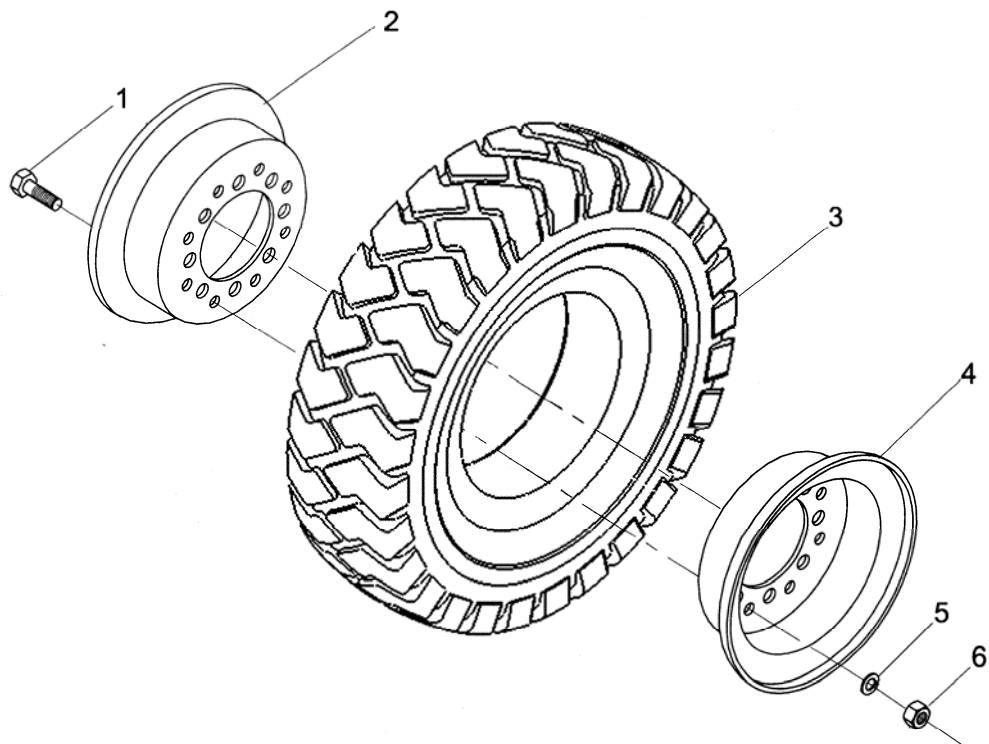


Fig. 31

Fig. 31 Steering wheel assembly

No.	SN	Name	QTY	Remarks
1	3044402001	Bolt	16	
2	3044404001	Outer rim	2	
	3044418001	pneumatic-tyre	2	
3	3044418002	Solid tyre	2	
4	3044404002	Inner rim	2	
5	0000025042	Spring washer	16	
6	0000024038	Nut	16	

NOBLIFT 诺力

Frame and balance weight

FE4P20, 25, 30, 35

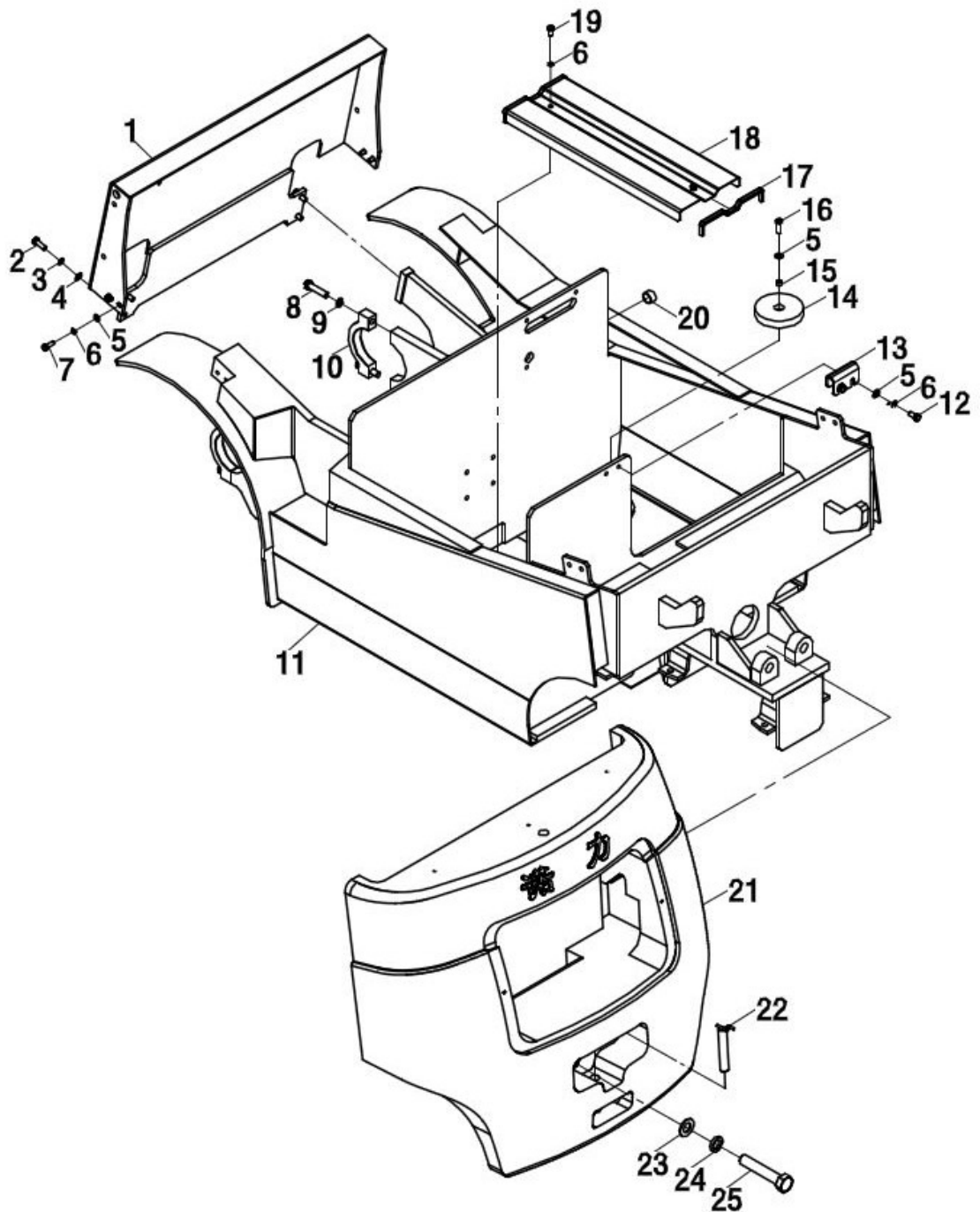


Fig. 32

Fig. 32

Frame and balance weight

No.	SN	Name	QTY	Remarks
1	3046101001	Display stand	1	FE4P30-35
	3046101005			FE4P20-25
2	0000023227	Bolt	4	
3	0000025042	Spring washer	4	
4	0000025048	Flat washer	4	
5	0000025047	Flat washer	6	
6	0000025041	Spring washer	6	
7	0000023223	Bolt	4	
8	0000023328	Bolt	4	
9	0000025055	Spring washer	4	
10	3046102001	Support cover	2	
11	3046101002	Frame	1	FE4P35
	9000006028			FE4P30AC
	9000010972			FE4P30AC2
	9000006024			FE4P25AC
	9000010973			FE4P25AC2
	3046101004			FE4P20
12	0000023222	Bolt	2	
13	3041404001	Hanging	1	
14	3041418001	Cushion	4	
15	9000004016	Spacer	4	
16	0000023471	Screw	4	
17	9000010971	Insulation sleeve	2	
18	9000007741	Cover	1	
19	0000023263	Bolt	2	
20	3046113001	Bushing	2	
21	3046305001	Balance weight	1	FE4P35
	9000010562			FE4P30
	3046305002			FE4P25
	3046305003			FE4P20
22	3006301001	Draw pin	1	
23	3046302001	Washer	2	

Frame and balance weight

FE4P20, 25, 30, 35

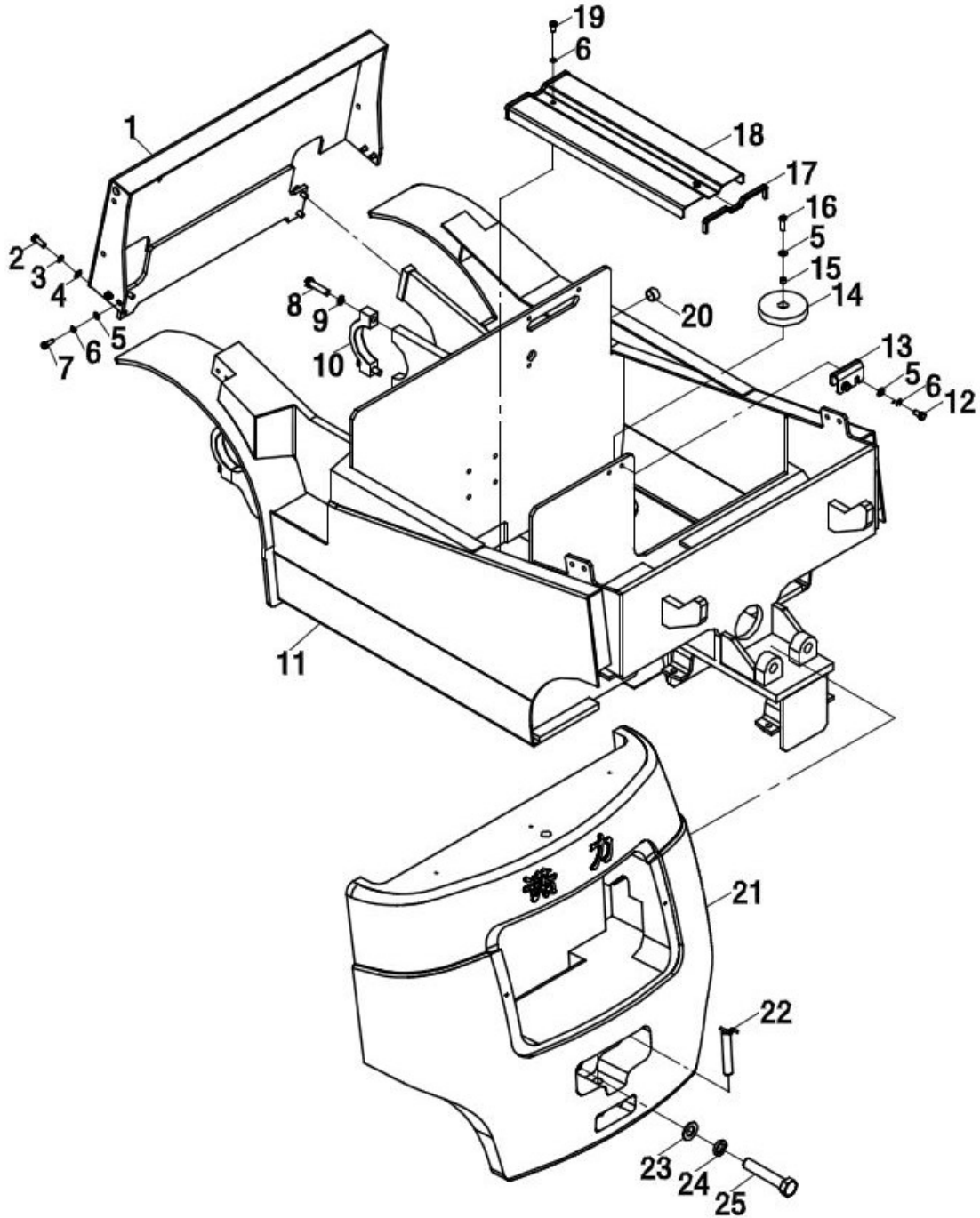


Fig. 32

Fig. 32 Frame and balance weight

No.	SN	Name	QTY	Remarks
23	0000025082	Spring washer	2	
25	0000023456	Bolt	2	FE4P25,30,35
	0000023440			FE4P20

NOBLIFT 诺力

Installation of Instrument stand and cover

FE4P20, 25, 30, 35

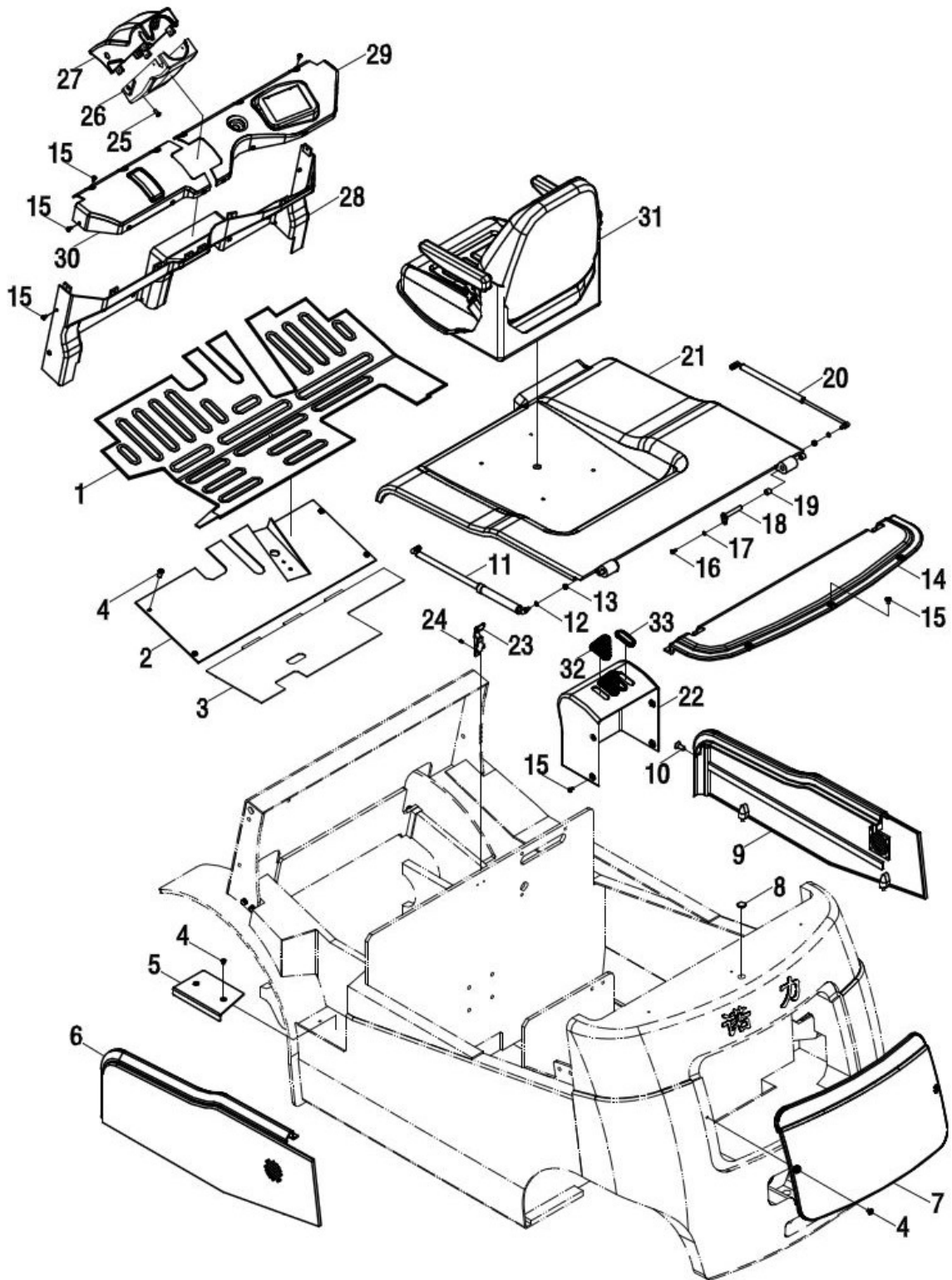


Fig. 33

Fig.33 Installation of Instrument stand and cover

No.	SN	Name	QTY	Remarks
1	3046418001	Rubber floor	1	
2	3046401003	Welded front floor	1	
3	3046401002	Welded back floor	1	
4	3046402001	Screw	11	
5	3046418002	Get on foot pedal	1	
6	3046400002	Left protective board	1	FE4P30-35
	3046403013			FE4P20-25
7	3046403004	Cover board of controller	1	
8	3015118001	Cover of Rubber plug	1	
9	3041400006	Right protective board	1	FE4P30-35
	3046403011			FE4P20-25
10	3046400005	Knob	2	
11	3046400006	Self-locking air spring	1	FE4P30-35
	3046403014			FE4P20-25
12	0000025046	Spring washer	4	
13	0000024026	Nut	4	
14	3046403001	Back cover plate	1	
15	3016402001	Screw	13	
16	0000023183	Bolt	2	
17	0000025045	Spring washer	2	
18	3046401001	Shaft and pin	2	
19	3046413001	Bearing	4	
20	3046400003	Air spring	1	FE4P30-35
	3046400008			FE4P20-25
21	3046400001	Cover of battery case	1	FE4P30-35
	3046403012			FE4P20-25
22	3046403002	Cover of multitandem valve	1	
23	3006400003	Hasp	1	
24	0000023131	Screw	5	
25	0000023192	Screw	2	
26	3046403008	Cover of steering column(front)	1	
27	3046403009	Cover of steering column(back)	1	

Installation of Instrument stand and cover

FE4P20, 25, 30, 35

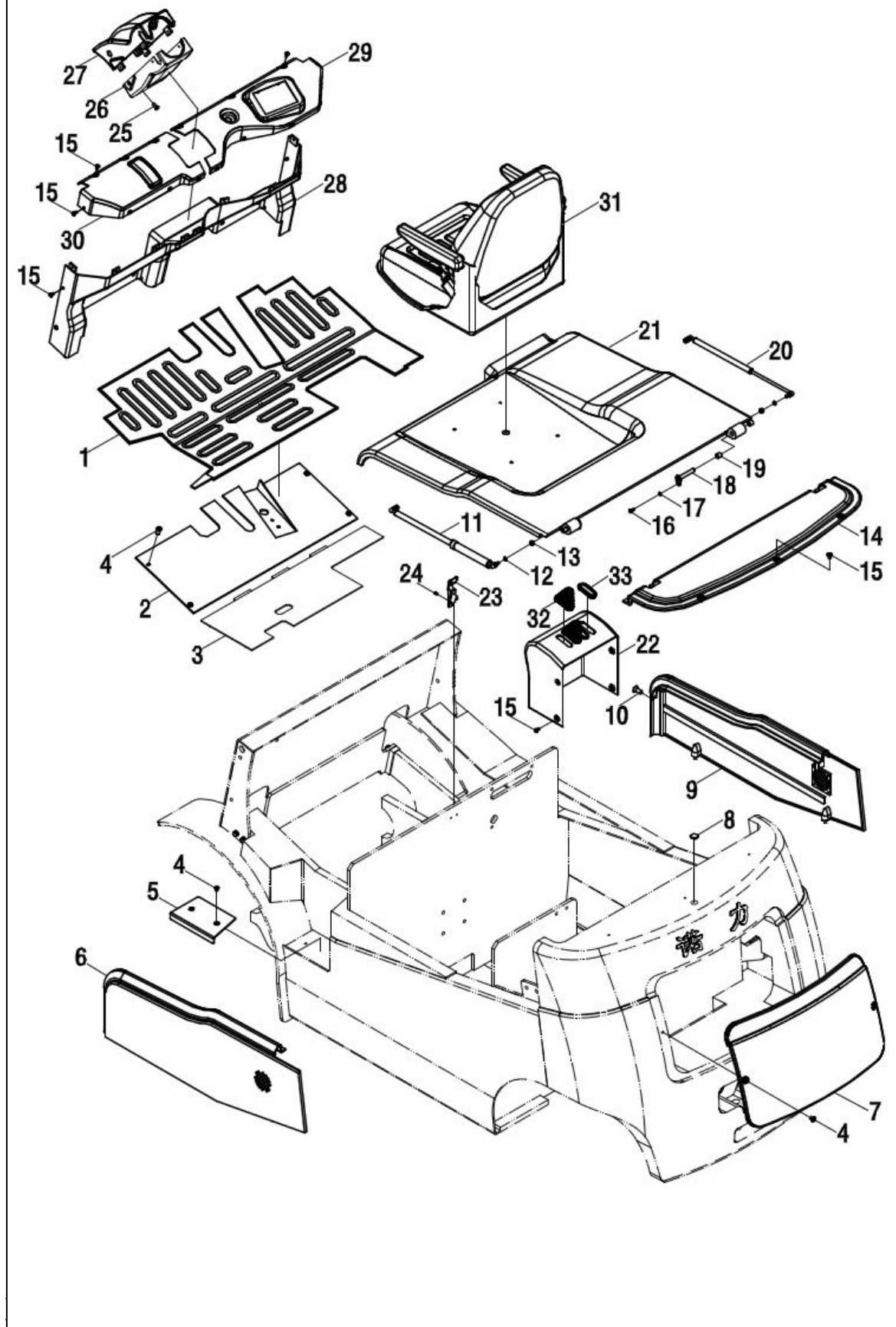


Fig.33 Installation of Instrument stand and cover

No.	SN	Name	QTY	Remarks
28	3046403005	Under cover of the instrument stand	1	FE4P30-35
	3046403015			FE4P20-25
29	3046403007	Upper cover of the instrument stand(right)	1	FE4P30-35 (CURTIS)
	3046403017			FE4P20-25 (CURTIS)
30	3046403005	Upper cover of the instrument stand(left)	1	FE4P30-35
	3046403016			FE4P20-25
31	3006800001	Seat	1	
32	3046118001	Sleeve		
33	3046403003	Sleeve		

NOBLIFT 诺力

Foot brake operation

FE4P20, 25, 30, 35

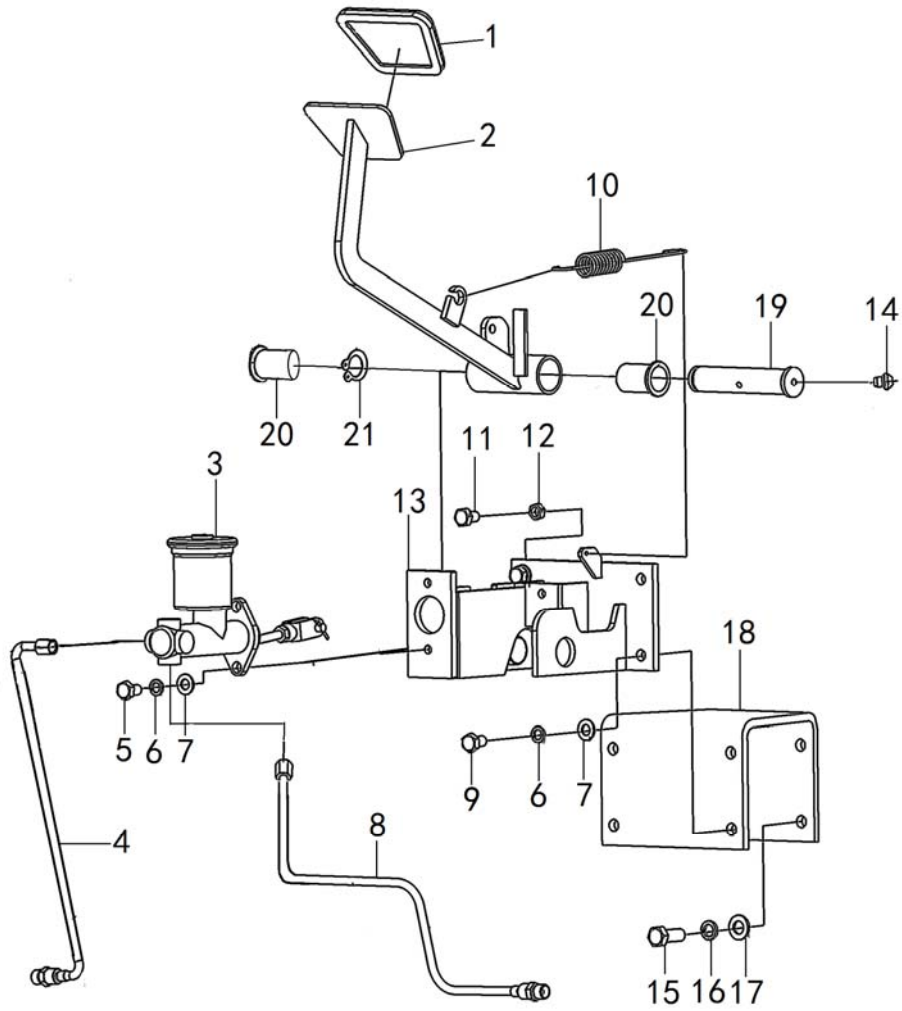


Fig. 34

Fig. 34

Foot braking operation

No.	SN	Name	QTY	Remarks
1	3045718001	Pedal pad	1	
2	3045701004	Braking pedal	1	
3	3045700005	Braking pump	1	
4	3045700003	Braking steel tube I	1	
5	0000023222	Bolt	2	
6	0000025041	Spring washer	6	
7	0000025048	Flat washer	6	
8	3045700006	Braking steel tube II	2	
9	0000023223	Bolt	1	
10	3045731001	Spring washer	2	
11	0000023355	Bolt	2	
12	0000024018	Nut	1	
13	3045701003	The fixed seat	1	
14	0000030028	Straight hydraulic grease nipples	4	
15	0000023226	Bolt	4	
16	0000025042	Spring washer	4	
17	0000025048	Flat washer	4	
18	3045701005	Foot braking stand	1	
19	3045702001	Foot braking shaft	1	
20	3045703001	Nylon sleeve for shaft and pin	2	
21	0000026013	Spring retaining ring for shaft	1	

Hand braking operation

FE4P20, 25, 30, 35

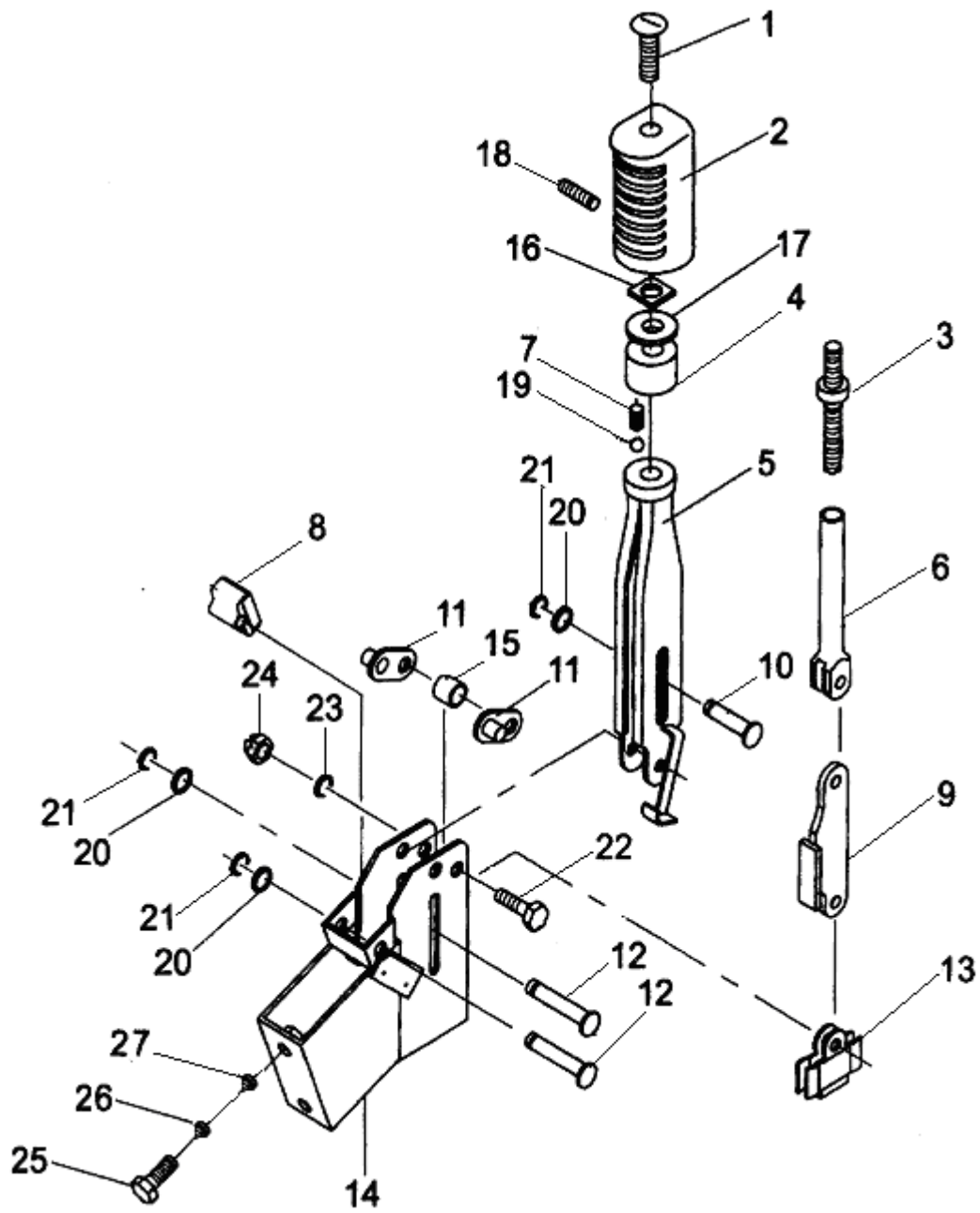


Fig. 35

Fig. 35

Hand braking operation

No.	SN	Name	QTY	Remarks
A	3005500003	Hand braking	1	
1	3005502002	Adjusting lever	1	
2	3005503001	Handle knob	1	
3	3005502003	Screw	1	
4	3005504001	Handle seat	1	
5	3005502004	Bke handle body	1	
6	3005502005	Lever body	1	
7	3005531001	Spring	1	
8	3005502006	Limited block	1	
9	3005502007	Plling plate assembly	1	
10	3005528001	Flat pin	1	
11	3005501001	Support plate assembly	2	
12	3005528002	Flat pin	2	
13	3005504002	Hanging wire frame	1	
14	3005504003	Frame assembly	1	
15	3005525001	Washer	1	
16	0000024030	Square nut	1	
17	0000025061	Big washer	1	
18	0000023179	Fastening Screw	1	
19	0000037001	Steel ball	1	
20	0000025051	Flat washer	6	
21	0000026018	Split washer	3	
22	0000023244	Bolt	1	
23	0000025041	Spring washer	3	
24	0000024031	Nut	1	
25	0000023222	Bolt	2	
26	0000025041	Spring washer	2	
27	0090000205	Flat washer	2	

Accelerator and installation

FE4P20, 25, 30, 35

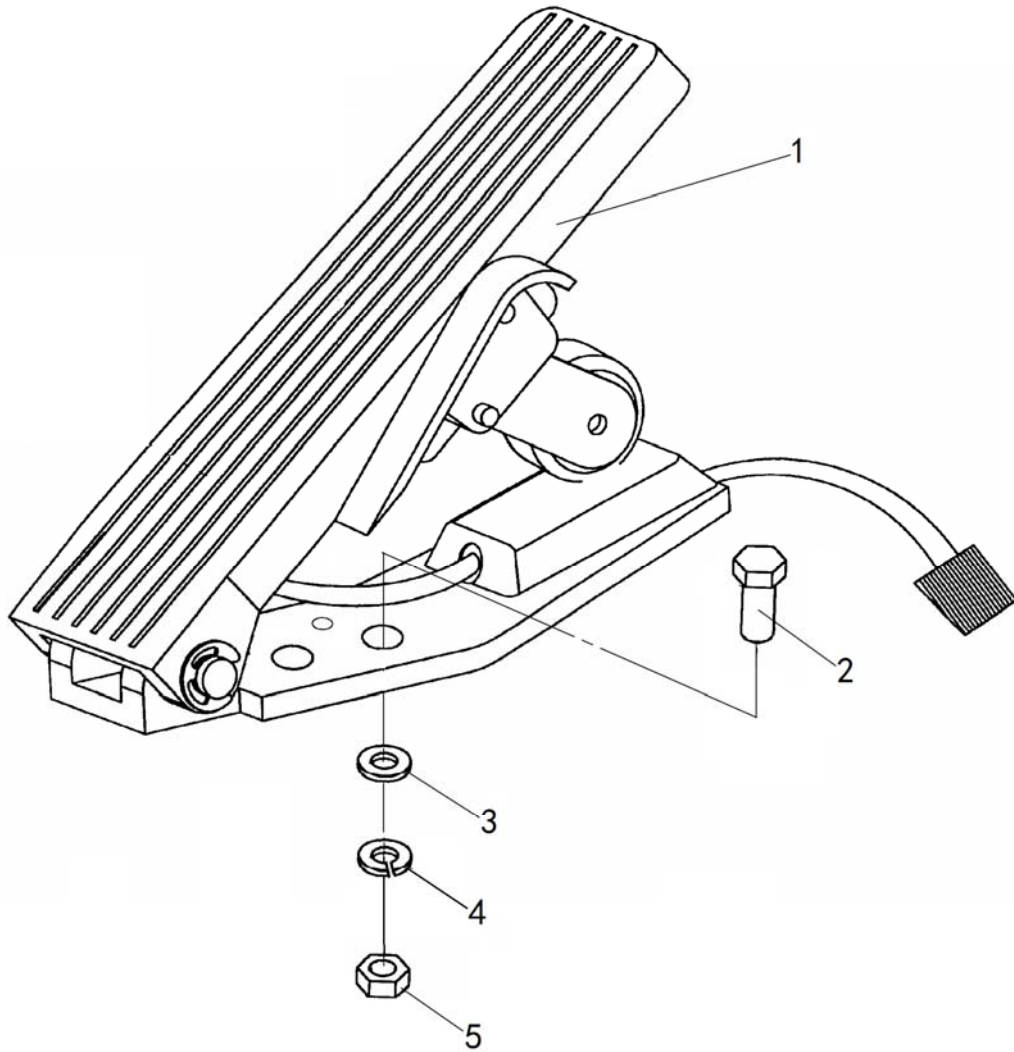


Fig. 36

Fig. 36 Accelerator and installation

No.	SN	Name	QTY	Remarks
1	3042800001	Accelerator	1	FE4P30, 35 (CURTIS)
	9000009531			FE4P20, 25 (CURTIS)
	3022800001			FE4P20, 25, 30, 35 (ZAPI)
2	0000023232	Bolt	2	
3	0000025051	Flat washer		
4	0000025046	Spring washer	2	
5	0000024026	Nut	2	

NOBLIFT 诺力

Lifting motor and installation

FE4P20, 25, 30, 35

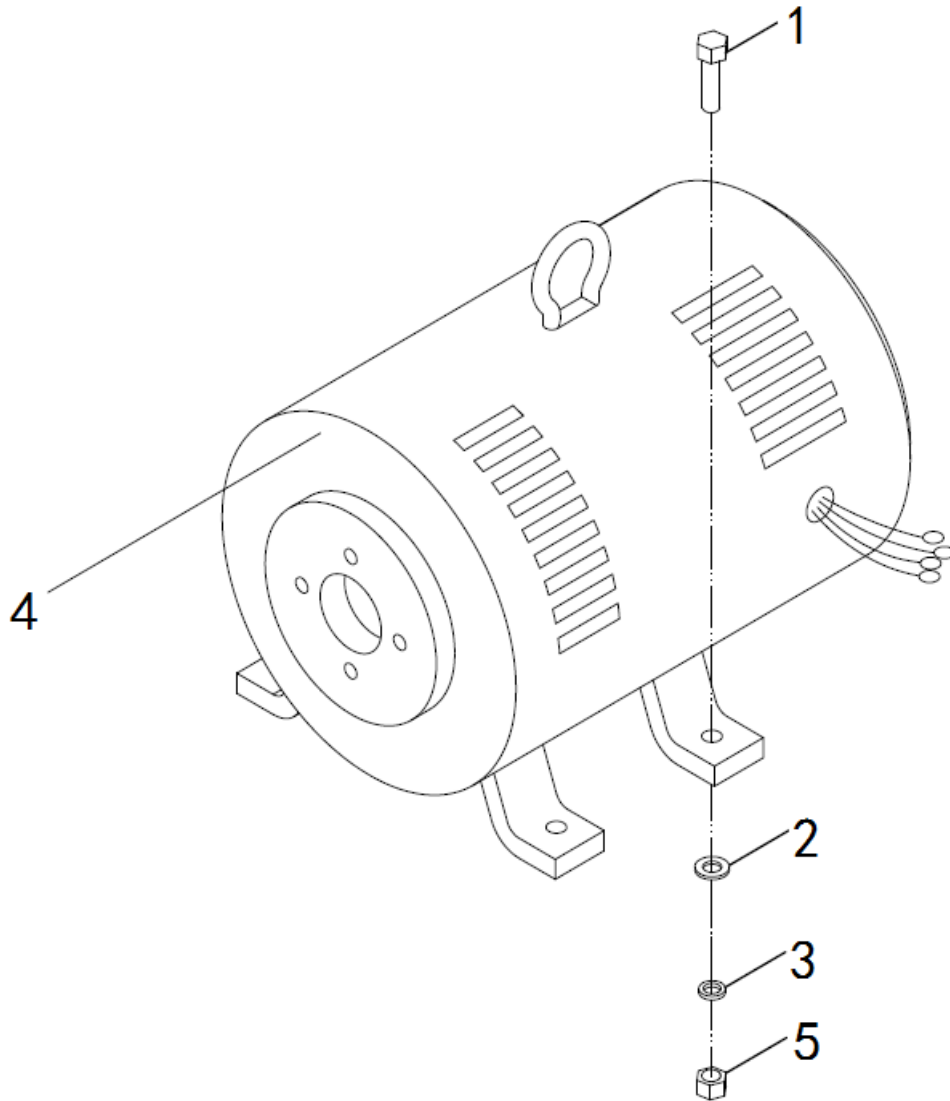


Fig. 37

Fig. 37 Lifting motor and installation

No.	SN	Name	QTY	Remarks
1	0000023224	Bolt	4	
2	0000025041	Spring washer	4	
3	0000025047	Flat washer	4	
4	3041800001	Lifting motor	1	FE4P30-35DC
	9000010975			FE4P30-35AC
	3041800002			FE4P20-25DC
	9000010976			FE4P20-25AC
5	0000024018	Nut	4	

NOBLIFT 诺力

FE4P20-25Lifting motorDC

FE4P20, 25

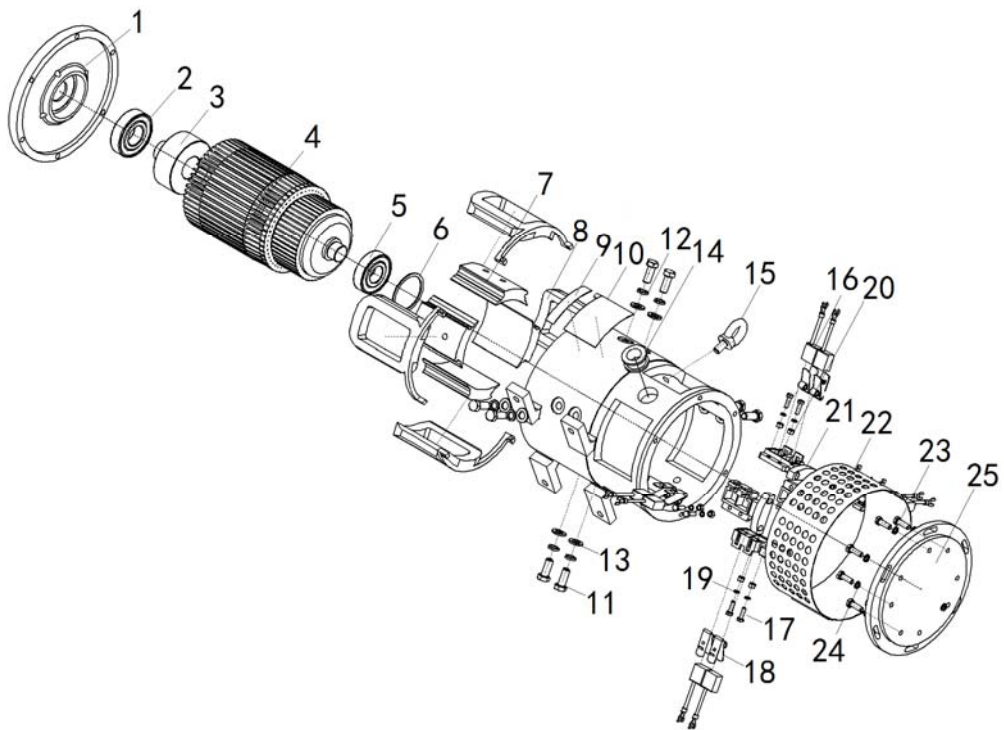


Fig. 38

Fig 38

FE4P20-25Lifting motoDC

No.	SN	Name	QTY	Remarks
A	3041800002	Lifting motor	1	FE4P20-25DC
1	9000011430	Front cover	1	
2	0090000546	Bearing	1	
3	9000011431	Rotor pressure ring	1	
4	9000011432	Rotor	1	
5	0090000675	Bearing	1	
6	9000011372	Waveform ejection piece	1	
7	9000011433	Magnetic poles	4	
8	9000011434	Line package	4	
9	9000011399	Turning tips	1	
10	9000011435	Nameplate	1	
11	0000023263	Bolt	8	
12	0000025042	Spring washer	8	
13	0000025048	Flat washer	8	
14	9000011376	Outlet hole sheath	1	
15	0000023762	Screw	1	
16	9000011436	Karbon brush	8	
17	0000023258	Hexgon bolt	8	
18	9000011378	Spring	8	
19	0000025045	Spring washer	8	
20	0000025050	Flat washer	8	
21	9000011379	Brush frame	4	
22	9000011437	Windshield	1	
23	0000023231	Hexgon bolt	8	
24	0000025046	Spring washer	8	
25	9000011438	Rear flange	1	

FE4P30-35Lifting motorDC

FE4P30, 35

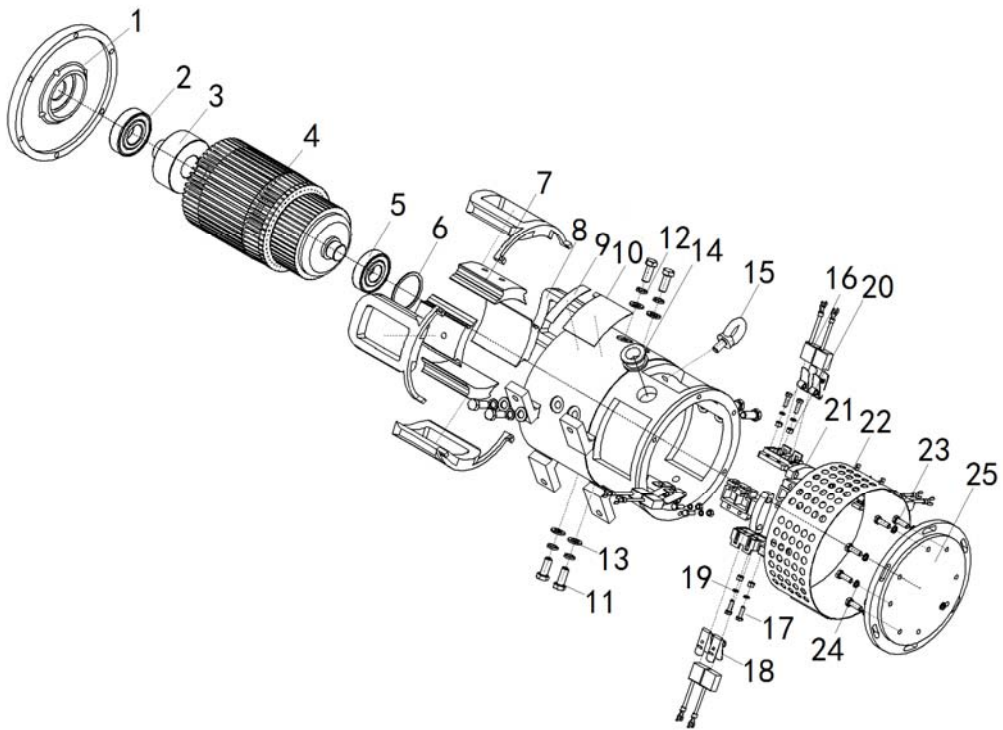


Fig 39

Fig 39

FE4P30-35Lifting motor DC

No.	SN	Name	QTY	Remarks
A	3041800001	Lifting motor	1	FE4P30-35DC
1	9000011461	Front cover bracket	1	
2	0090000546	Bearing	1	
3	9000011462	Rotor pressure ring	1	
4	9000011463	Rotor	1	
5	0090000675	Bearing	1	
6	9000011372	Waveform ejection piece	1	
7	9000011464	Magnetic poles	4	
8	9000011465	Line package	4	
9	9000011399	Turning tips	1	
10	9000011466	Nameplate	1	
11	0000023800	Bolt	8	
12	0000025042	Spring washer	8	
13	0000025048	Flat washer	8	
14	9000011376	Sleeve	1	
15	0000023762	Screw	1	
16	9000011467	Carbon brush	8	
17	0090000526	Bolt	8	
18	9000011378	Spring	8	
19	0000025045	Spring washer	8	
20	0000025050	Flat washer	8	
21	9000011379	Brush frame	4	
22	9000011468	Windshield	1	
23	0090000378	Bolt	8	
24	0000025046	Spring washer	8	
25	9000011469	Rear cover bracket	1	

FE4P20-25 起升电机 AC

FE4P20, 25

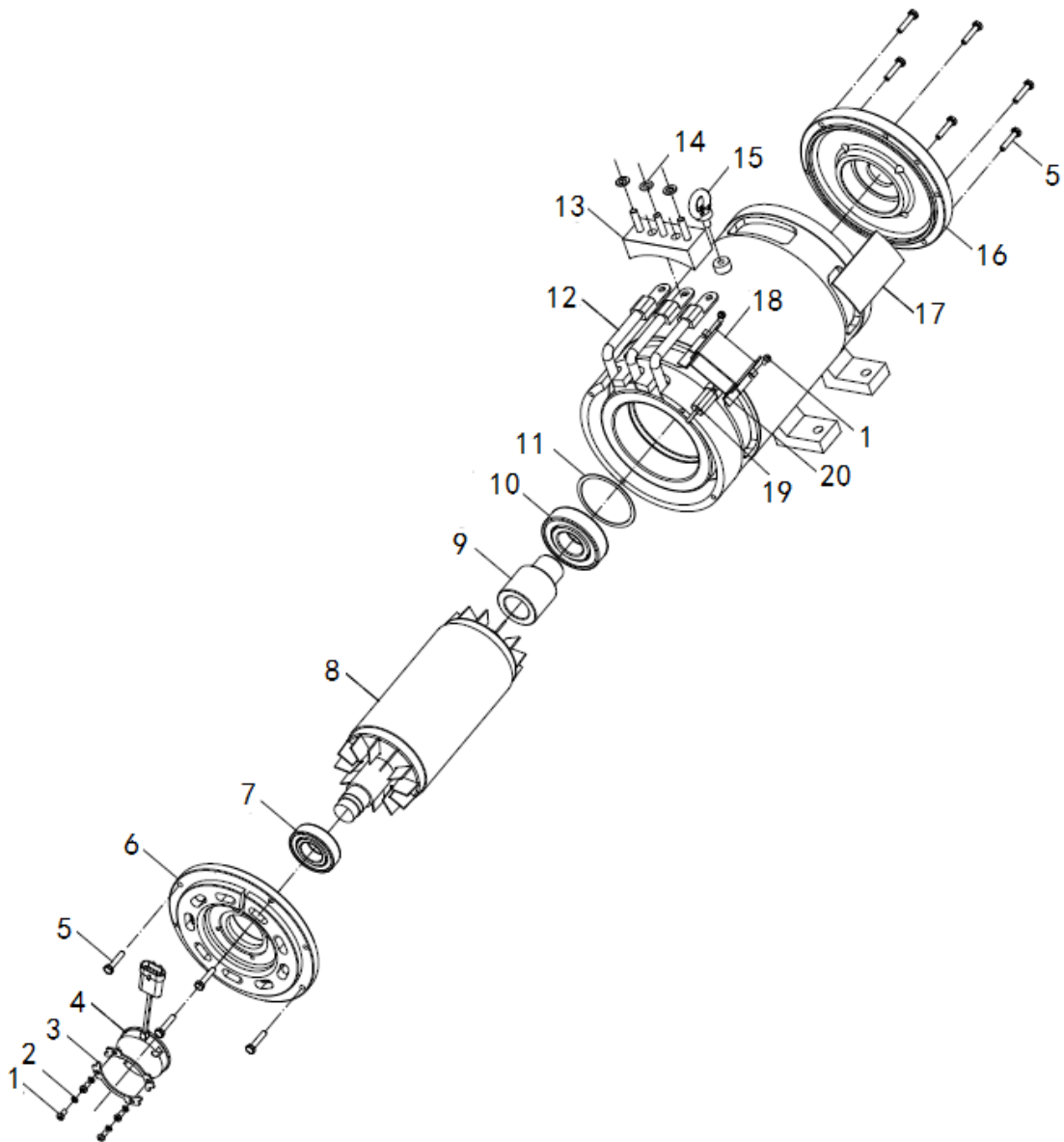


Fig 40

Fig 40**FE4P20-25Lifting motorAC**

No.	SN	Name	QTY	Remarks
A	9000010976	Lifting motor	1	FE4P20-25AC
1	0000023844	Screw	6	
2	0000025044	Spring washer	6	
3	9000011393	Encoder clamp	2	
4	9000011392	Encoder	1	
5	0000023532	Bolt	10	
6	9000011439	End cover	1	
7	0000027012	Bearing	1	
8	9000011440	Rotor	1	
9	9000011441	Rotor pressing sleeve	1	
10	0090000546	Bearing	1	
11	9000011407	Wave spring	1	
12	9000011442	Rotor	1	
13	9000011409	Insulation block	1	
14	0000025051	Flat washer	3	
15	0000023068	Screw M8	1	
16	9000011443	Front cover	1	
17	9000011444	Name plate	1	
18	9000011412	Encoder cover	1	
19	9000011413	Thermal Protection Harness	1	
20	9000011386	Encoder frame	1	

FE4P30-35Lifting motor AC

FE4P30, 35

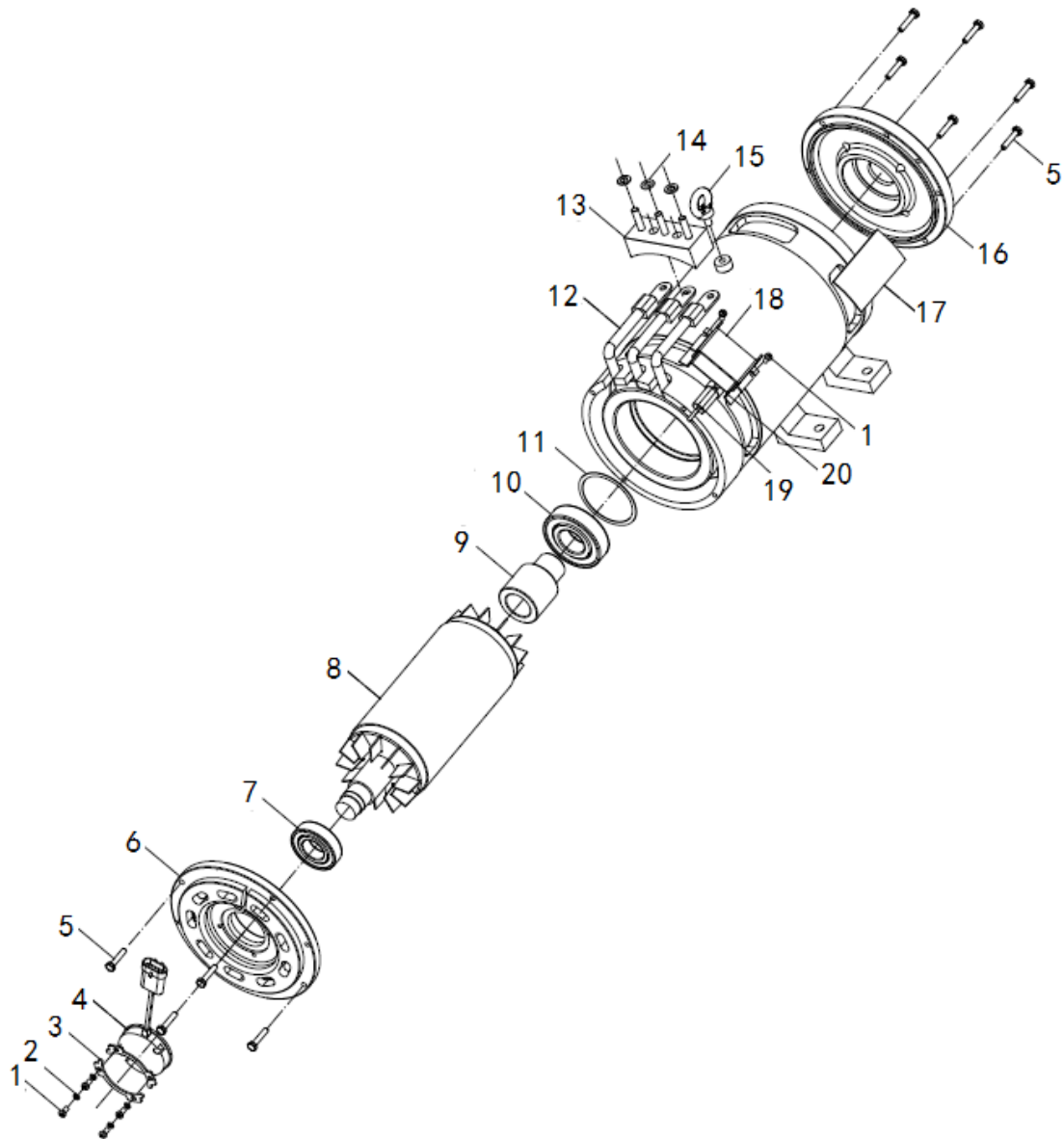


Fig 41

Fig 41**FE4P30-35Lifting motorAC**

No.	SN	Name	QTY	Remarks
A	9000010975	Lifting motorAC	1	FE4P30-35AC
1	0000023844	Screw	6	
2	0000025044	Spring washer	6	
3	9000011393	Encoder clamp	2	
4	9000011392	Encoder	1	
5	0000023532	Bolt	10	
6	9000011470	End cover	1	
7	0000027012	Bearing	1	
8	9000011471	Rotor	1	
9	9000011472	Rotor pressing sleeve	1	
10	0090000546	Bearing	1	
11	9000011407	Wave spring	1	
12	9000011473	Frame-stator-coil	1	
13	9000011409	Insulation block	1	
14	0000025051	Flat washer	3	
15	0000023068	Screw	1	
16	9000011474	Front flange,	1	
17	9000011475	Name plate	1	
18	9000011412	Encoder cover	1	
19	9000011413	Thermal Protection Harness	1	
20	9000011386	Encoder frame	1	

Working fuel tank

FE4P20, 25, 30, 35

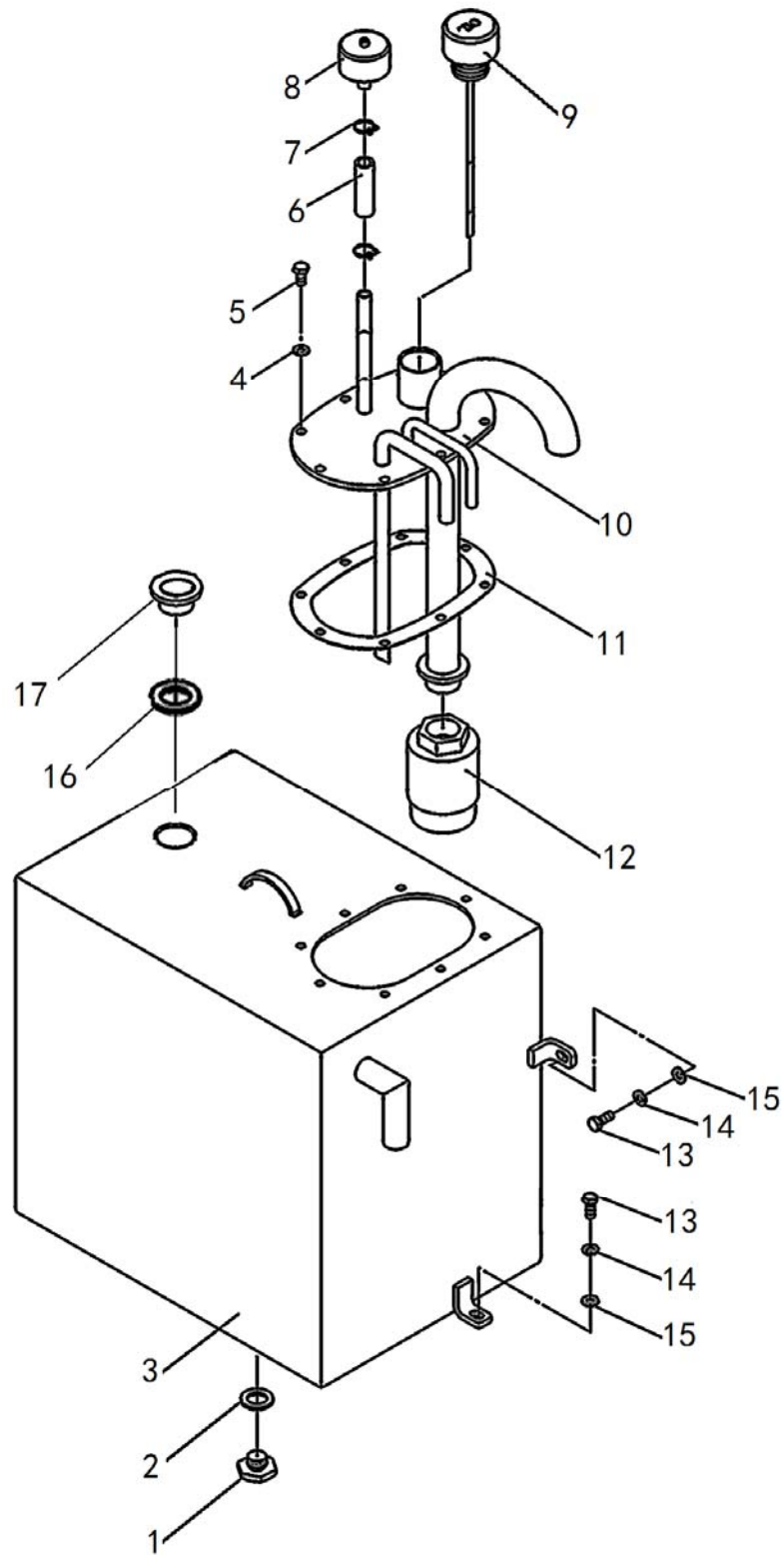


Fig. 42

Fig. 42

Working fuel tank

No.	SN	Name	QTY	Remarks
1	3047502001	Drain plug	1	
2	0000022054	Compound washer	1	
3	3047501002	Oil tank assembly	1	
4	0000025046	Spring washer	8	
5	0000023230	Bolt	8	
6	3047517001	Hydraulic hose I	1	
7	0000037008	Clamp	2	
8	3017500001	Respirator	1	
9	3047500001	Cover of refueller	1	
10	3047501002	Oil tank cover assembly	1	
11	3047522001	Seal washer	1	
12	3007500001	Filter	1	
13	0000023231	Bolt	3	
14	0000025046	Spring washer	3	
15	0000025051	Flat washer	3	
16	0000022052	Combination sealing washer		
17	0090000472	Outside hexagonal screw		

Operation of multiple directional control valve (Two position)

FE4P20, 25, 30, 35

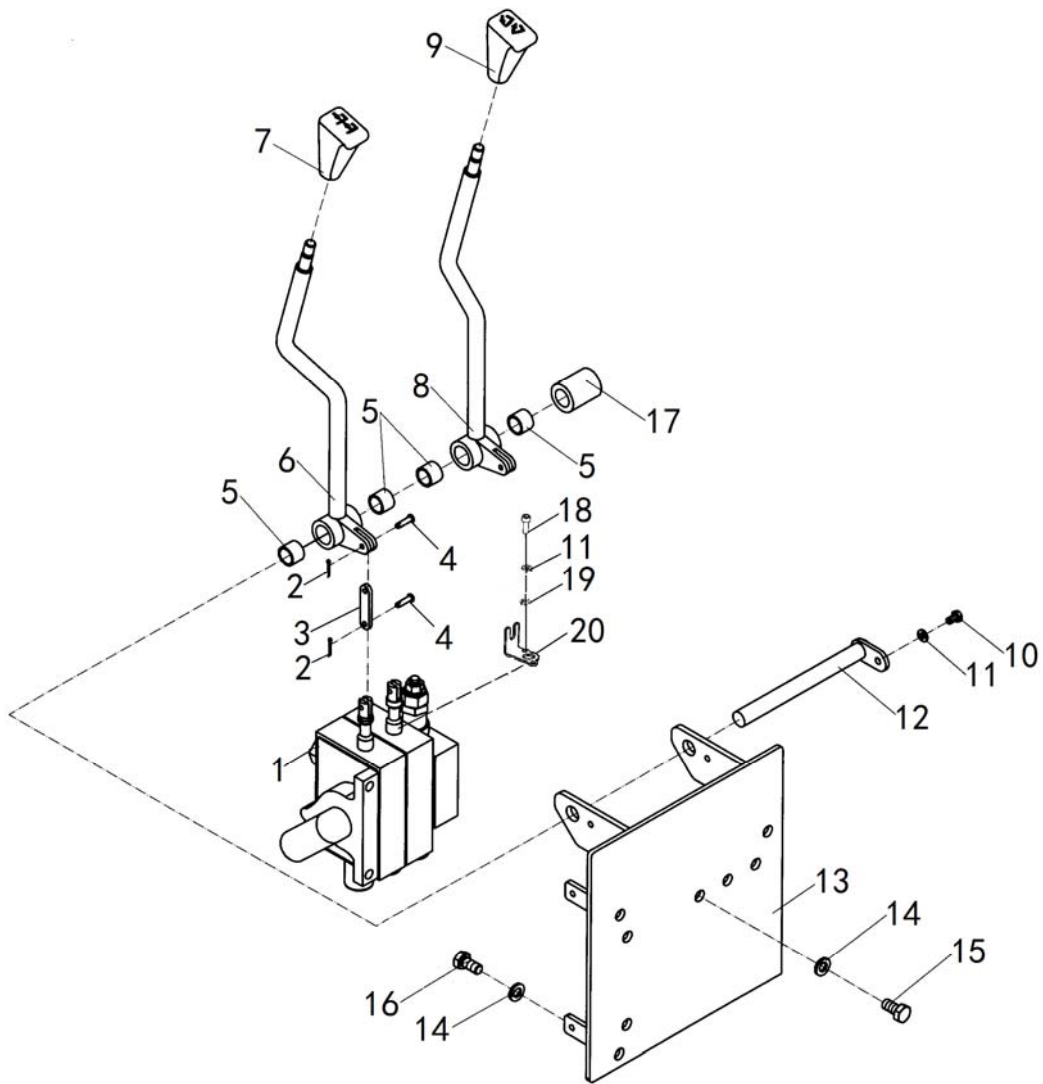


Fig. 43

Fig. 43 **Operation of multiple directional control valve (Two position)**

No.	SN	Name	QTY	Remarks
1	3047400001	Multitandem valve(Two position)	1	
2	0000028066	Split pin	8	
3	3017402004	Linking plate	4	
4	0000028046	Shaft and pin	8	
5	3046400007	Bearing	8	
6	3047401002	Lifting joystick assembly	1	
7	3007403003	Lifting handle ball	1	
8	3047401003	Tilting joystick assembly	1	
9	3007403006	Tilting handle knob	1	
10	0000023728	Bolt	1	
11	0000025010	Spring washer	3	
12	3047401004	Installation shaft of multitandem valve	6	
13	3047401001	Installation support of multitandem valve	1	
14	0000025041	Spring washer	6	
15	0000023357	Screw	3	
16	0000023263	Bolt	3	
17	3047402001	Shaft sleeve	1	
18	0000023141	Screw	2	
19	0000025050	Flat washer	2	
20	9000004557	Frame	2	

Operation of multiple directional control valve (Three position)

FE4P20, 25, 30, 35

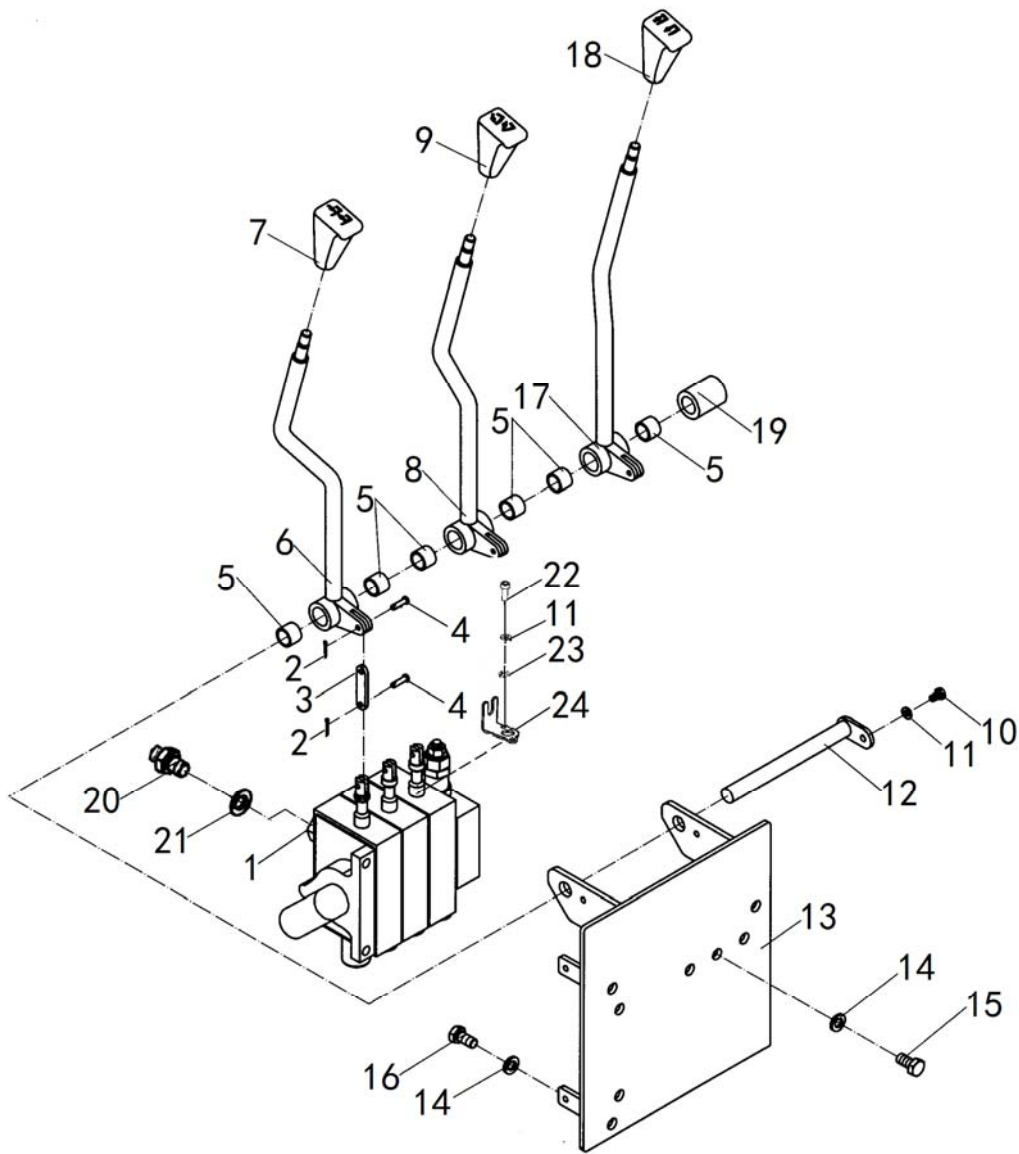


Fig. 44

Fig. 44 **Operation of multiple directional control valve (Three position)**

No.	SN	Name	QTY	Remarks
1	3047400002	multitandem valve(three position)	1	
2	0000028066	Split pin	8	
3	3017402004	Linking plate	4	
4	0000028046	Shaft and pin	8	
5	3046400007	Bearing	8	
6	3047401002	Lifting joystick assembly	1	
7	3007403003	Lifting handle knob	1	
8	3047401003	Tilting joystick assembly	1	
9	3007403006	Tilting handle knob	1	
10	0000023728	Bolt	1	
11	0000025010	Spring washer	4	
12	3047401004	Installation shaft of multitandem valve	1	
13	3047401001	Installation frame of multitandem valve	1	
14	0000025041	Spring washer	6	
15	0000023357	Screw	3	
16	0000023263	Bolt	3	
17	3047401005	Joystick assembly of the accessory I	1	
18	3007403004	Handle knob I of accessory	1	
19	3047402001	Shaft sleeve	1	
20	3047402002	Delivery connection II of multitandem valve	2	
21	0000022082	O-ring	2	
22	0000023141	Screw	3	
23	0000025050	Flat washer	3	
24	9000004557	Frame	3	

Operation of multiple directional control valve (Four position)

FE4P20, 25, 30, 35

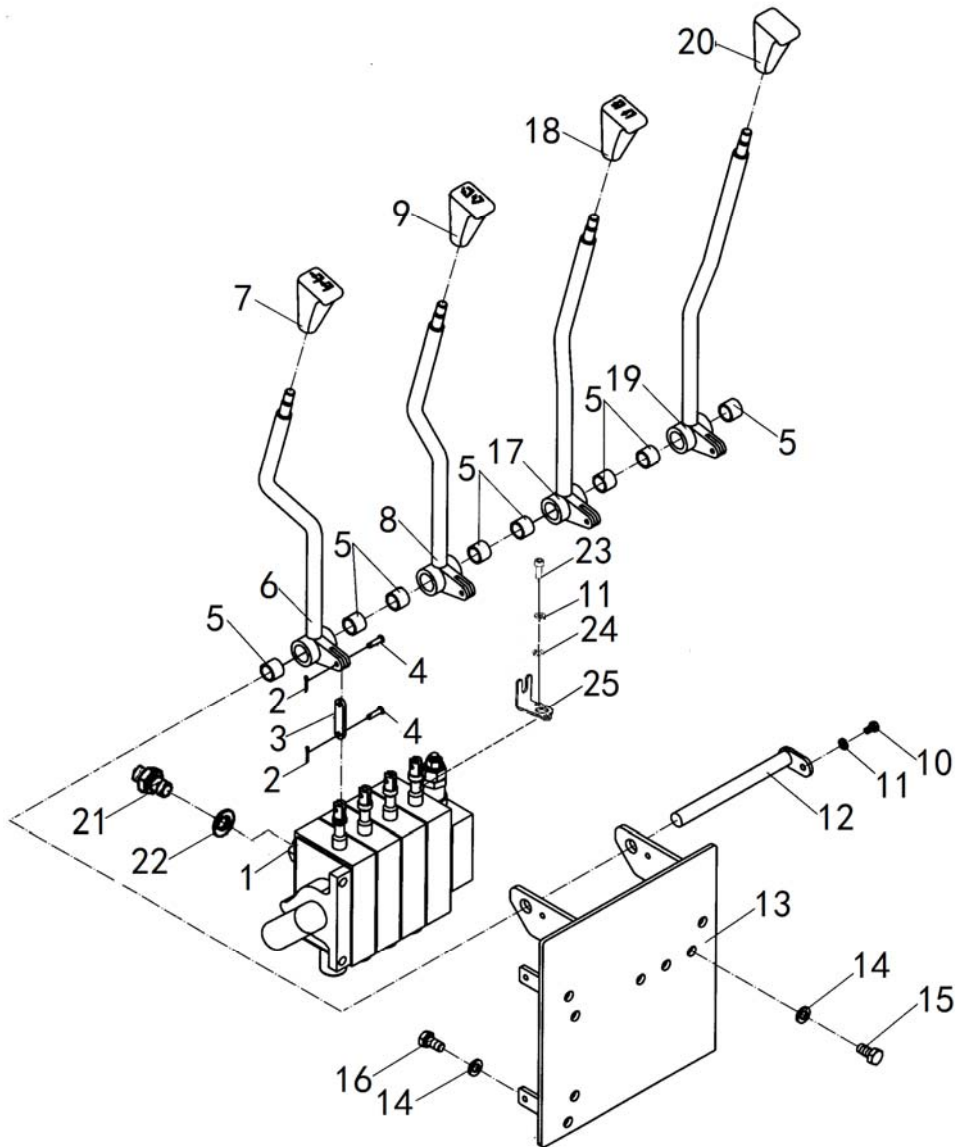


Fig. 45

Fig. 45 Operation of multiple directional control valve (Four position)

No.	SN	Name	QTY	Remarks
1	3047400003	multitandem valve(Four unit)	1	
2	0000028066	Split pin	8	
3	3017402004	Linking plate	4	
4	0000028046	Shaft and pin	8	
5	3046400007	Bearing	8	
6	3047401002	Lifting joystick assembly	1	
7	3007403003	Lifting handle knob	1	
8	3047401003	Tilting joystick assembly	1	
9	3007403006	Tilting handle knob	1	
10	0000023728	Bolt	1	
11	0000025010	Spring washer	5	
12	3047401004	Installation shaft of multitandem valve	1	
13	3047401001	Installation frame of multitandem valve	1	
14	0000025041	Spring washer	6	
15	0000023357	Screw	3	
16	0000023263	Bolt	3	
17	3047401005	Joystick assembly of the accessory I	1	
18	3007403004	Handle knob I of accessory	1	
19	3047401006	Joystick assembly of the accessory II	1	
20	3007403005	Handle knob II of accessory	1	
21	3047402002	Delivery connection II of multitandem valve	4	
22	0000022082	Seal washer	4	
23	0000023141	Screw	4	
24	0000025050	Flat washer	4	
25	9000004557	Frame	4	

Hydraulic system

FE4P20, 25, 30, 35

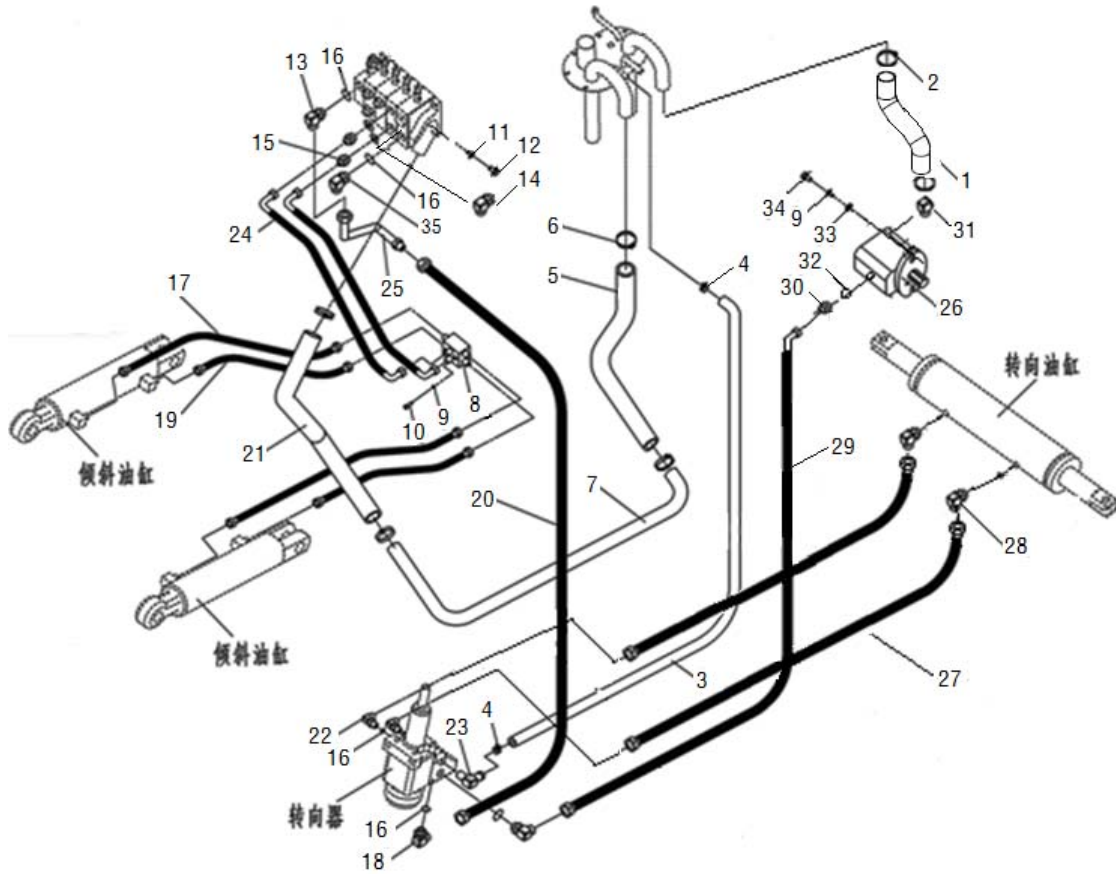


Fig. 46

Fig. 46

Hydraulic system

No.	SN	Name	QTY	Remarks
1	3047618001	Oil-returning pipe of multitandem valve	1	
2	0000037003	Clamp	2	
3	3047603001	Oil returning pipe diverter	1	FE4P30-35
	3047617010		1	FE4P20-25
4	0000037005	Clamp	2	
5	3047618002	Oil returning pipe of the multitandem valve	1	
6	0000037002	Clamp	6	
7	3047617009	Steel pipe	1	FE4P30-35
	3047617011		1	FE4P20-25
8	3047600001	Six valve	1	
9	0000023369	Screw	2	
10	0000025046	Spring washer	2	
11	0000023238	Screw	2	
12	0000025041	Spring washer	2	
13	3047600002	Joints	2	
14	3047402002	Joints	2	
15	3007402006	Through connector	2	
16	0000022082	O-ring	4	
17	3017617013	Front tilting oil tube	2	
18	3008002068	Joint	4	
19	3047617002	Rear tilting oil tube	2	
20	9000011524	Diverter-rubber pipe of multitandem valve	1	
21	3017618001	Multi-way valve back to the oil hose	1	
22	3007600003	ELBOW 18-16	2	
23	3007600002	Right angle connector oil return	1	
24	3047617005	six-way valve - rubber pipe of Multitandem valve	2	
25	3047617006	Multi-way valve inlet hard pipe	1	
26	3047600004	Gear pump	1	FE4P30-35
	3047600008		1	FE4P20-25

Hydraulic system

FE4P20, 25, 30, 35

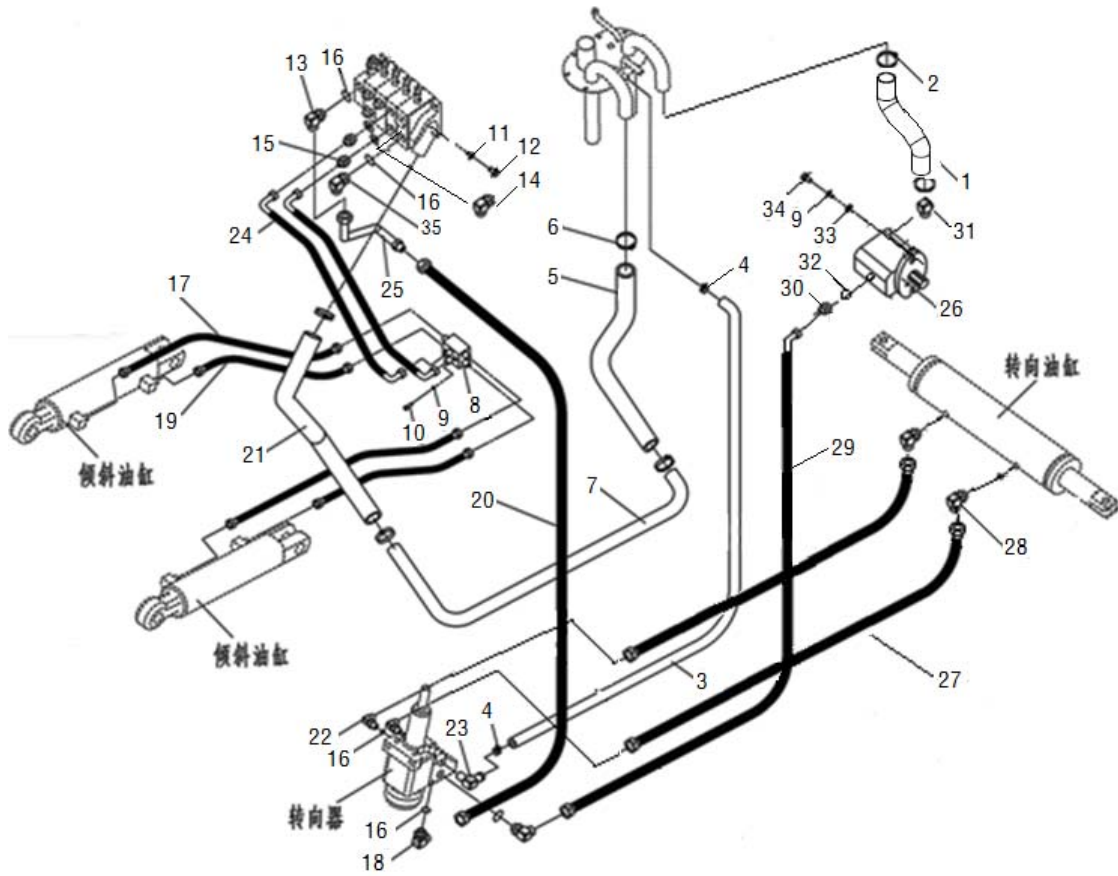


Fig. 46

Fig. 46

Hydraulic system

No.	SN	Name	QTY	Remarks
27	3047617007	Rubber pipe of steering cylinder	2	FE4P30-35
	3047617012			FE4P20-25
28	3047600005	ELBOW	2	
29	9000011491	Rubber pipe	1	FE4P30-35
	9000011490		1	FE4P20-25
30	3007602006	Through connector	1	
31	3047600007	Pump suction fittings	1	
32	0000022052	Combination gaskets	1	
33	0000025047	Falt washer	2	
34	0000023223	Bolt	2	
35	3007602004	Delivery connection I of multitandem valve	1	

lifting Pipeline system of mast (3.5T standard mast)

FE4P35

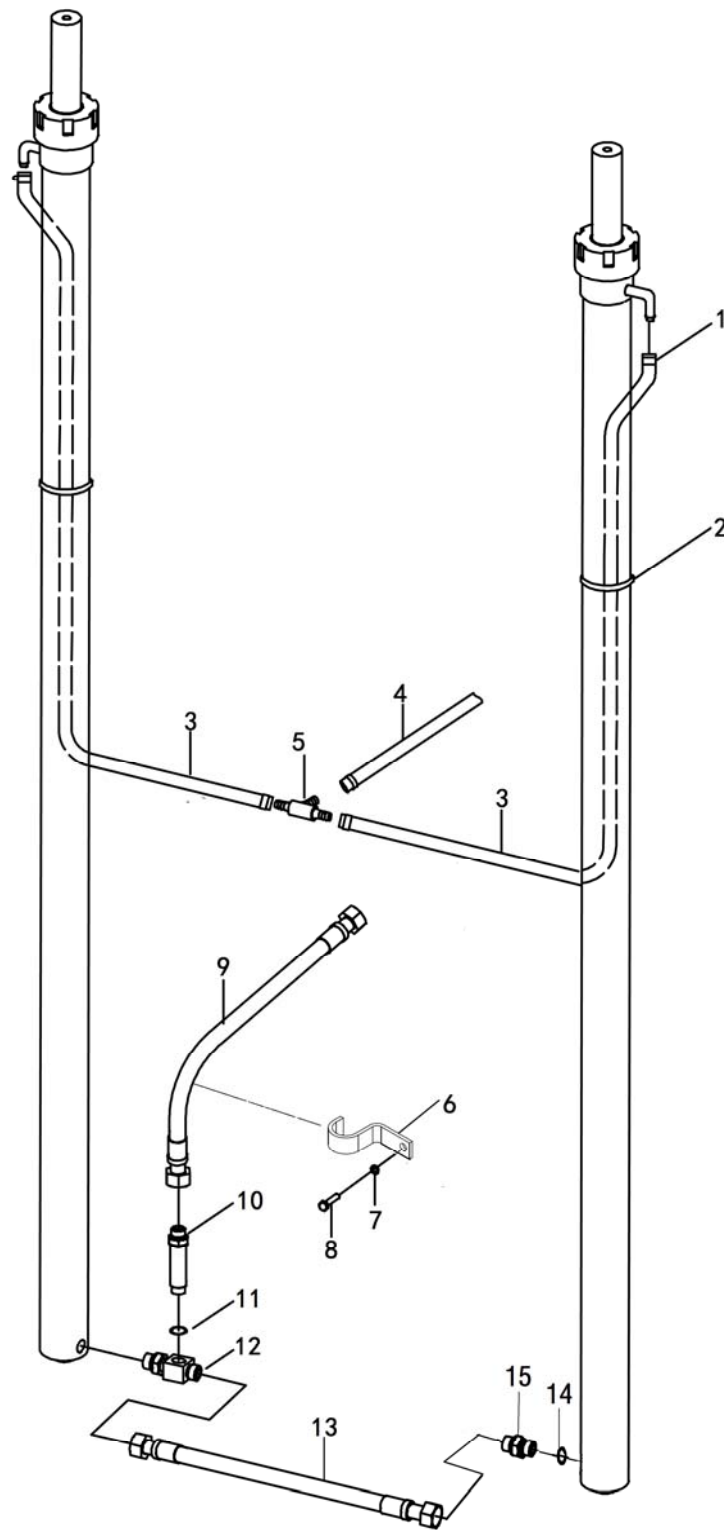


Fig. 47

Fig. 47 Pipe system of mast lifting(3.5T standard mast)

No.	SN	Name	QTY	Remarks
1	0000037004	Clamp	6	
2	3008003001	strapping tape	1	
3	3068017072	Oil returning pipe	2	H=3000mm
	3068017073			H=2000mm
	3068017074			H=2500mm
	3068017075			H=3300mm
	3068017076			H=3500mm
	3068017077			H=3600mm
	3068017078			H=3700mm
	3068017079			H=4000mm
	3068017080			H=4300mm
	3068017081			H=4500mm
	3068017082			H=5000mm
3068017083	H=5500mm			
3068017084	H=6000mm			
4	3068017043	Oil returning pipe	1	
5	3008002030	T-connection	1	
6	3008002031	Fixed clamp of the oil pipe	1	
7	0000025046	Spring washer	1	
8	0000023231	Bolt	1	
9	9000005354	Connecting rubber pipe of the valve	1	
10	3068000333	Governor valve	1	
11	0000022052	O-ring	1	
12	3068000332	Governor valve three way	1	
13	3068017056	Connecting rubber pipe of the cylinder	2	
14	0000022082	O-ring	1	
15	3007602007	Joint	2	

Fig.48 Pipe system of mast lifting(standard mast)

FE4P20, 25, 30

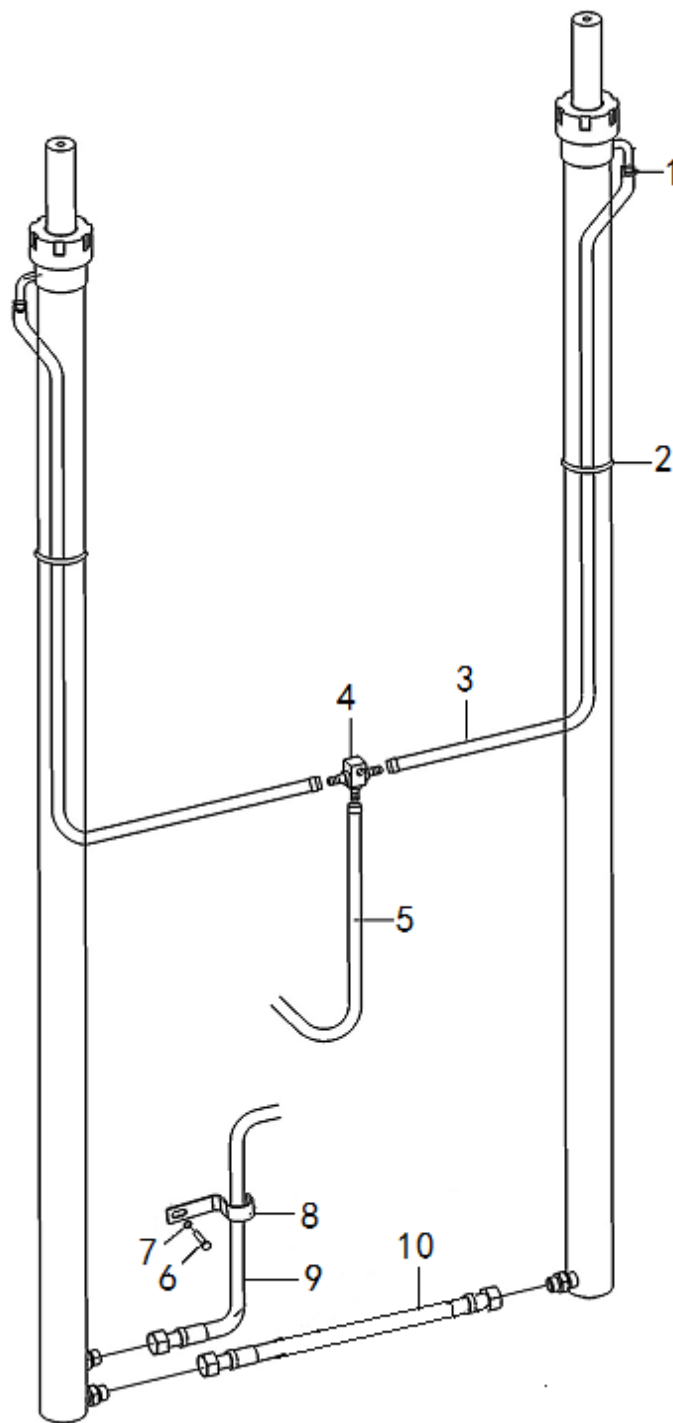


Fig. 48

Fig.48 Pipe system of mast lifting(standard mast)

No.	SN	Name	QTY	Remarks
1	0000037004	Clamp	6	
2	3008003001	strapping tape	1	
3	3068017001	Oil returning pipe	2	H=3000mm
	3068017004			H=2000mm
	3068017005			H=2500mm
	3068017006			H=3300mm
	3068017015			H=3500mm
	3068017007			H=3600mm
	3068017008			H=3700mm
	3068017009			H=4000mm
	3068017010			H=4300mm
	3068017011			H=4500mm
3068017012	H=5000mm			
3068017013	H=5500mm			
3068017014	H=6000mm			
4	3008002030	Tee joint	1	
5	3068017043	Oil returning pipe	1	
6	0000023231	Bolt	1	
7	0000025046	Spring washer	1	
8	3008002031	Fixed clamp of the oil pipe	1	
9	3048017002	Rubber pipe from lifting cylinder to multitandem valve	1	
10	3068017003	Connecting rubber pipe of the lifting cylinder	1	

Lifting Pipeline System of Mast (3.5T 2-stage Full Free)

FE4P35

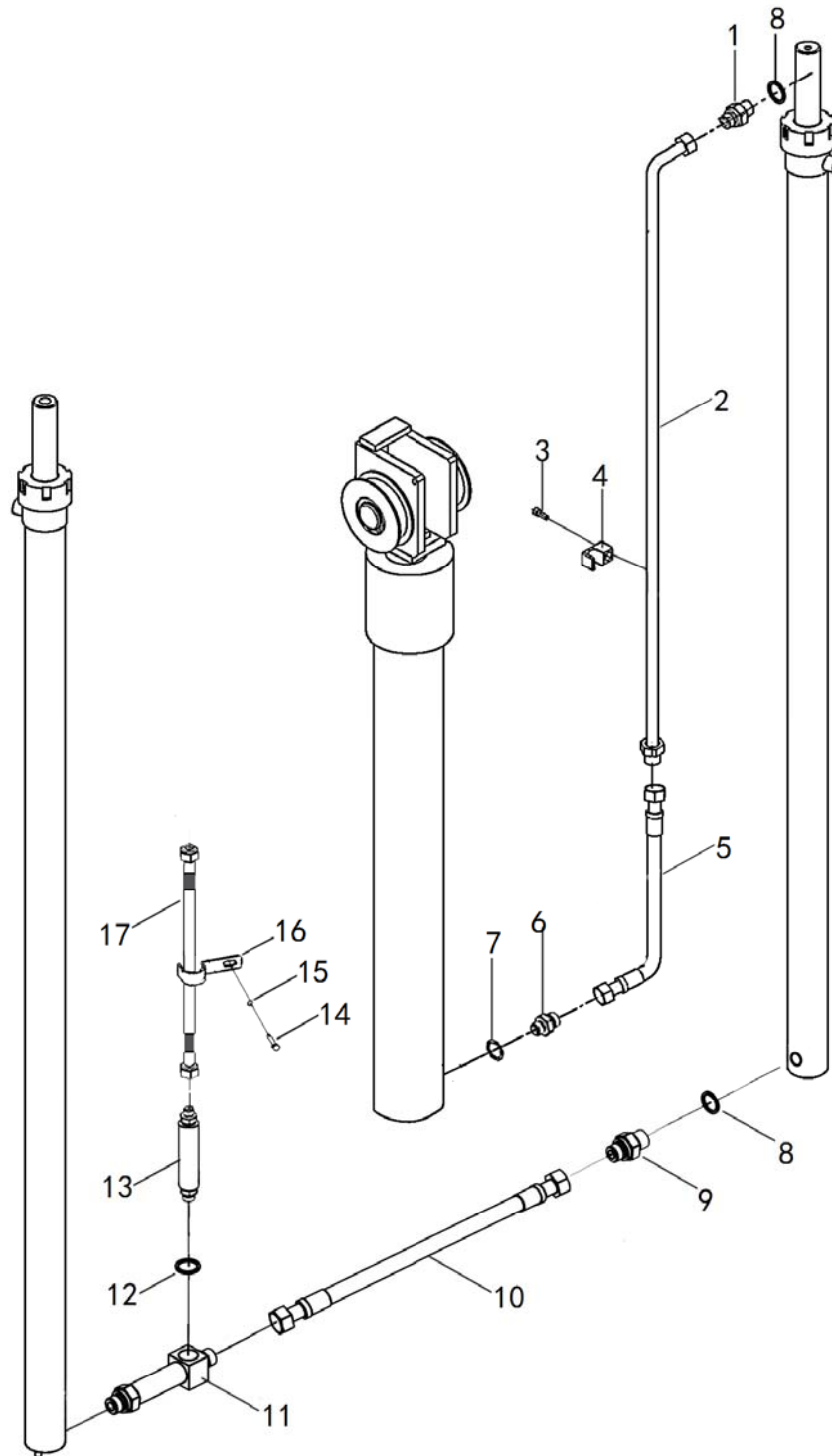


Fig. 49

Fig. 49 Lifting Pipeline System of Mast (3.5T 2-stage Full Free)

No.	SN	Name	QTY	Remarks
1	3008002068	Straight joint	1	
2	3008001149	Rigid tube combination	1	H=3000mm
	3068001070			H=2000mm
	3008001144			H=2500mm
	3008001146			H=3300mm
	3008001147			H=3300mm
	3008001147			H=3500mm
	3008001147			H=3600mm
	3008001147			H=3700mm
	3008001148			H=4000mm
	3068001073			H=4300mm
	3068001074			H=4500mm
	3068001075			H=5000mm
	3068001076			H=5500mm
	3068001077			H=6000mm
3	0000023144	Hexagon socket head cap screw	1	
4	3008002031	Oil tube clamper	1	
5	3068000334	Connecting tube	1	
6	3068002082	Straight tube joint	1	
7	0000025112	Compound washer	1	
8	0000022082	O-ring	2	
9	3007602007	joint of the lifting cylinder	1	
10	3068017056	Connecting hose of lifting cylinder	1	
11	3068000332	joint of the Governor valve	1	
12	0000022052	Compound washer	1	
13	3068000333	Governor valve	1	
14	0000023231	Bolt	1	
15	0000025046	Spring washer	1	
16	3008002069	Fixed clamp of the oil pipe	1	
17	9000005354	Rubber pipe from lifting cylinder to multitandem valve	1	

Lifting Pipeline System of Mast (2-stage Full Free)

FE4P20, 25, 30

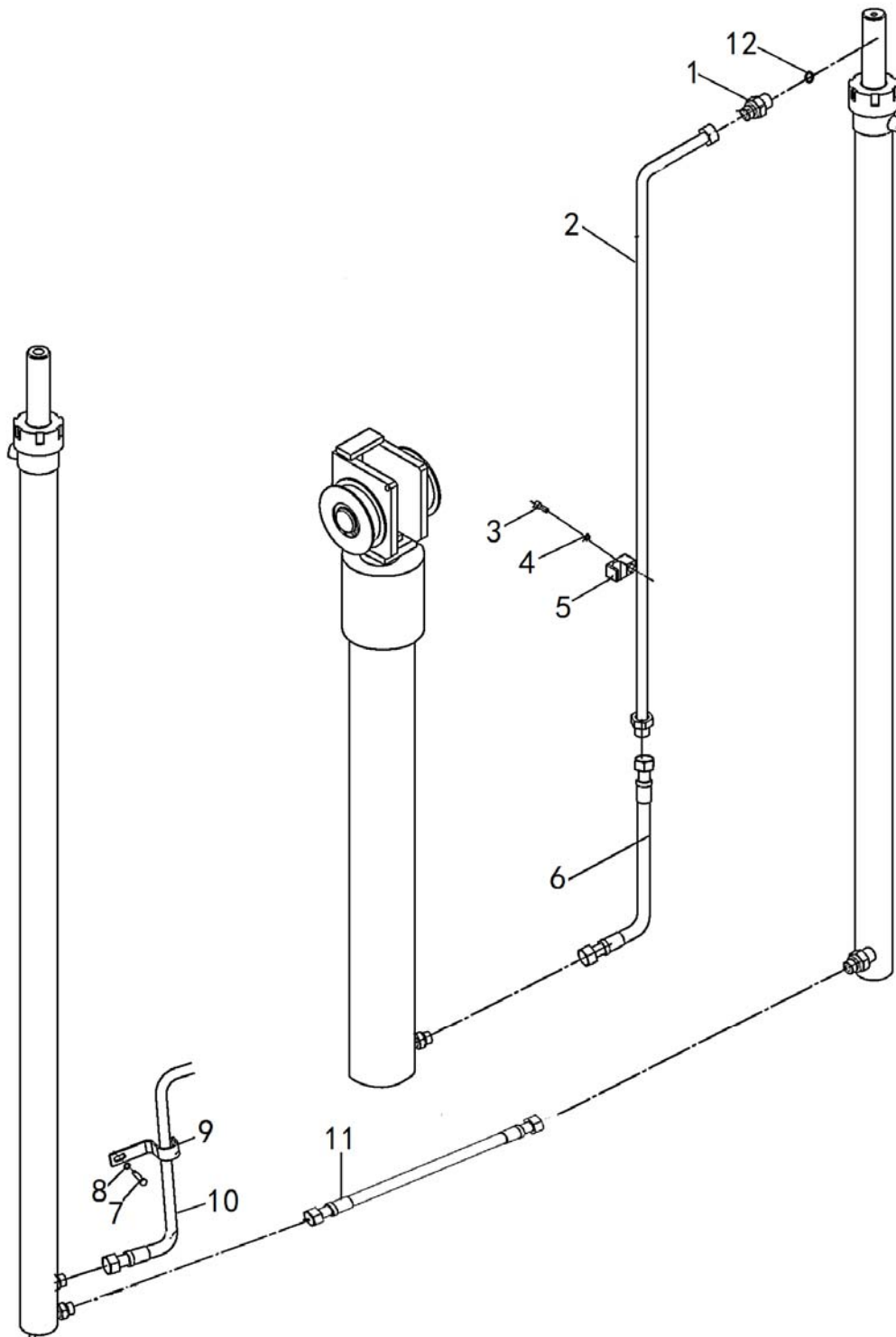


Fig. 50

Fig.50 Lifting Pipeline System of Mast (2-stage Full Free)

No.	SN	Name	QTY	Remarks
1	3008002068	Straight joint	1	
2	3008001149	Rigid tube combination	1	H=3000mm
	3068001070			H=2000mm
	3008001144			H=2500mm
	3008001146			H=3300mm
	3008001147			H=3300mm
	3008001147			H=3500mm
	3008001147			H=3600mm
	3008001147			H=3700mm
	3008001148			H=4000mm
	3068001073			H=4300mm
	3068001074			H=4500mm
	3068001075			H=5000mm
	3068001076			H=5500mm
	3068001077			H=6000mm
3	0000023144	Screw	1	
4	0000025045	Spring washer	1	
5	3008002069	Oil tube clamber	1	
6	3068017044	Connecting tube	1	
7	0000023231	Bolt	1	
8	0000025046	Spring washer	1	
9	3008002031	Oil pipe clamber	1	
10	3048017002	Oil tube between lifting cylinder and multiple unit valve	1	
11	3068017003	Connecting hose of lifting cylinder	1	
12	0000022082	O-ring	1	

Lifting Pipeline System of Mast (3.5T 3-stage Full Free)

FE4P35

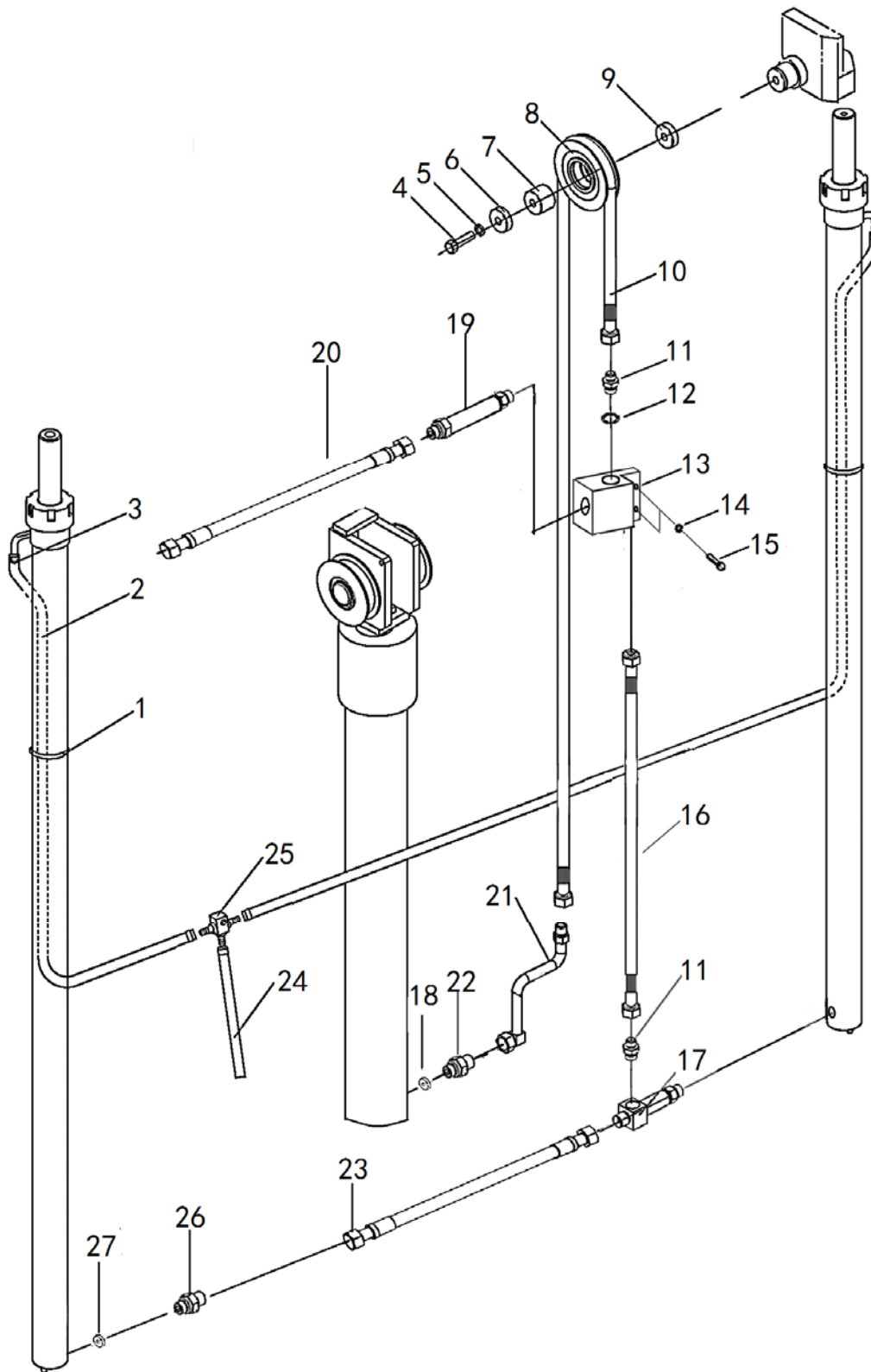


Fig. 51

Fig. 51 Lifting Pipeline System of Mast (3.5T 3-stage Full Free)

No.	SN	Name	QTY	Remarks
1	3008003001	Strapping tape	6	
2	3068017029	Fuel return tube	1	H=4500mm
	3068017031			H=4000mm
	3068017032			H=4300mm
	3068017122			H=4700mm
	3068017033			H=4800mm
	3068017034			H=5000mm
	3068017036			H=5500mm
	3068017035			H=6000mm
3	0000037004	Double steel wire clamp	1	
4	0000023581	Hexagon bolt	1	
5	0000025055	Spring washer	1	
6	0000025069	Flat washer	1	
7	3068002023	Shaft sleeve	1	
8	3068002017	Pulley	1	
9	3068002018	Washer	1	
10	3068017128	Connecting tube of middle cylinder	1	H=4500mm
	3068017137			H=4000mm
	3068017138			H=4300mm
	3068017139			H=4800mm
	3068017140			H=5000mm
	3068017141			H=5500mm
	3068017142			H=6000mm
11	3007602006	Straight tube joint	1	
12	0000022052	Bonded washer	1	
13	3068001347	The three-way valve	1	
14	0000025046	Spring washer	1	
15	0000023231	Bolt	1	
16	3068017123	Higher pressure pipe	1	
17	3008002108	Oil hose of the pump	1	
18	0000025112	Combination sealing washer	1	
19	3068000333	Governor valve	1	

Lifting Pipeline System of Mast (3.5T 3-stage Full Free)

FE4P35

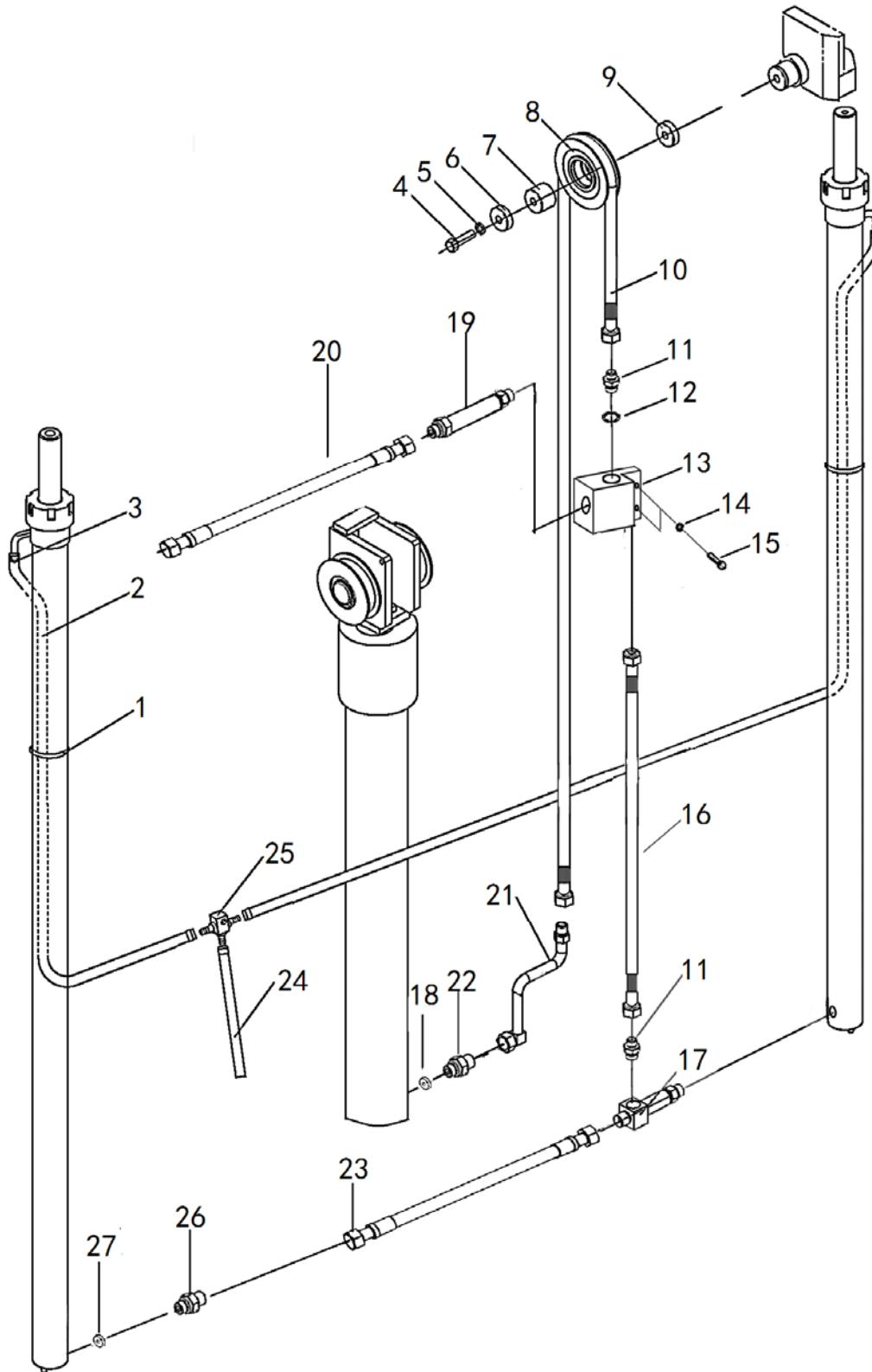


Fig. 51

Fig. 51 Lifting Pipeline System of Mast (3.5T 3-stage Full Free)

No.	SN	Name	QTY	Remarks
20	3048017002	Rubber pipe from Governor to multitandem valve	1	
21	3068001032	Steel tube	1	
22	3068002082	Straight joint	1	
23	3068017056	Connecting rubber pipe of the cylinder	1	
24	3068017043	Fuel return tube II	1	
25	3008002030	Union tee	1	
26	3007602007	Joint	1	
27	0000022082	O-ring	1	

NOBLIFT 诺力

Lifting Pipeline System of Mast (3-stage Full Free)

FE4P20, 25, 30

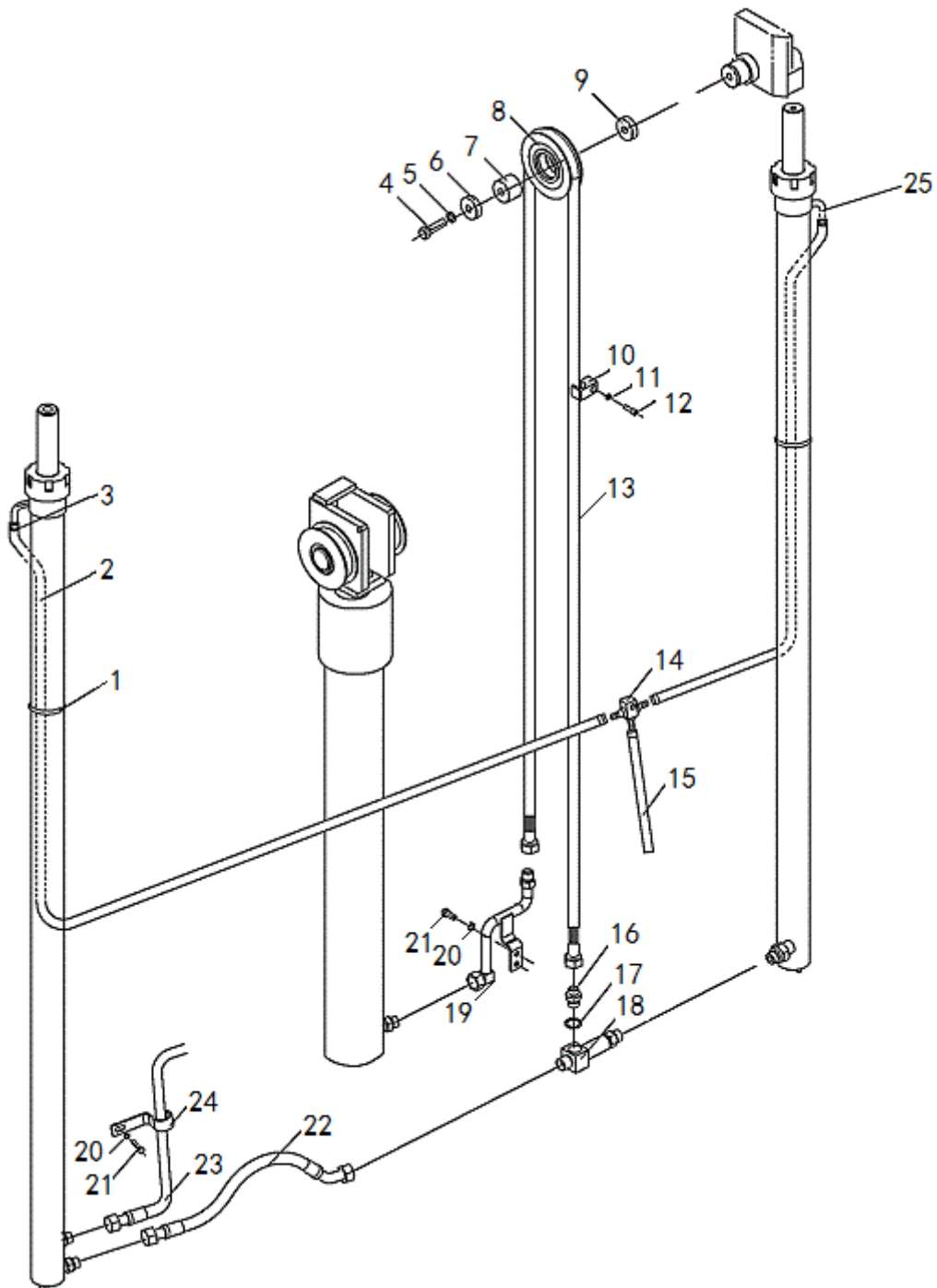


Fig. 52

Fig. 52 Lifting Pipeline System of Mast (3-stage Full Free)

No.	SN	Name	QTY	Remarks
1	0000037004	Double steel wire clamp	2	
2	3008003001	Strapping tape	6	
3	3068017029	Fuel return tube	1	H=4500mm
	3068017031			H=4000mm
	3068017032			H=4300mm
	3068017122			H=4700mm
	3068017033			H=4800mm
	3068017034			H=5000mm
	3068017036			H=5500mm
	3068017035			H=6000mm
4	0000023350	Hexagon bolt	1	
5	0000025055	Spring washer	1	
6	0000025069	Flat washer	1	
7	3068002023	Shaft sleeve	1	
8	3068002017	Pulley	1	
9	3068002018	Washer	1	
10	3008002069	Oil tube clamper	1	
11	0000025045	Spring washer	1	
12	0000023143	Screw	2	
13	3068017030	Connecting tube of middle cylinder	1	H=4500mm
	3068017037			H=4000mm
	3068017038			H=4300mm
	3068017121			H=4700mm
	3068017039			H=4800mm
	3068017040			H=5000mm
	3068017041			H=5500mm
	3068017042			H=6000mm
14	3068002012	Union tee	1	
15	3068017043	Fuel return tube	1	
16	3007602006	Straight tube joint	1	
17	0000022052	Bonded washer	1	
18	3008002108	Union tee	1	

Lifting Pipeline System of Mast (3-stage Full Free)

FE4P20, 25, 30

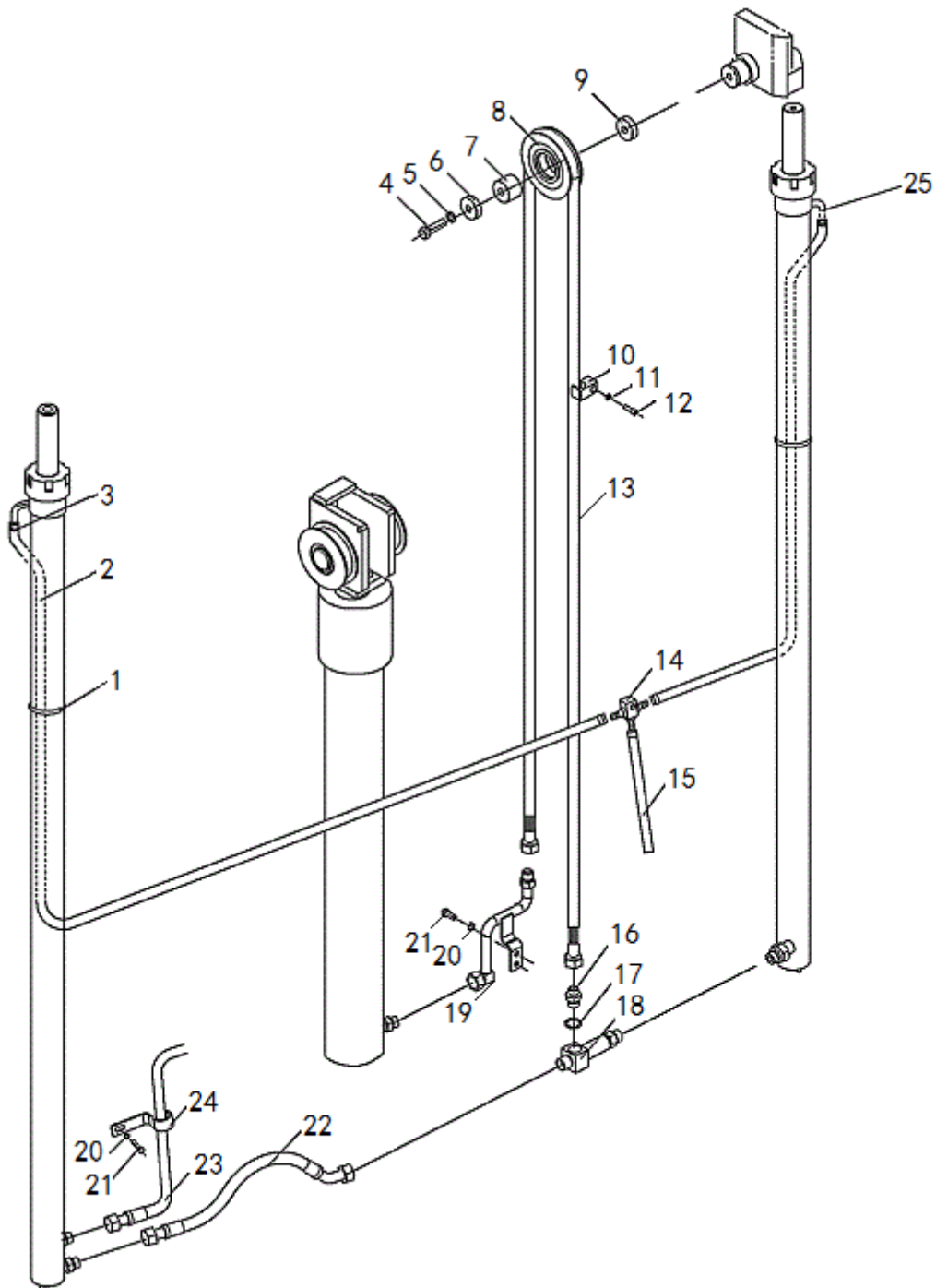


Fig. 52

Fig. 52 Lifting Pipeline System of Mast (3-stage Full Free)

No.	SN	Name	QTY	Remarks
19	3068001032	Steel tube	1	
20	0000025046	Spring washer	1	
21	0000023231	Bolt	1	
22	3068017056	Connecting hose of lifting cylinder	1	
23	3048017002	Oil tube between lifting cylinder and multiple unit valve	1	
24	3008002031	Oil pipe clamber	1	
25	3068002013	Joint	2	

NOBLIFT 诺力

Side Shifter & Pipeline Installation System (Standard Mast)

FE4P20, 25, 30, 35

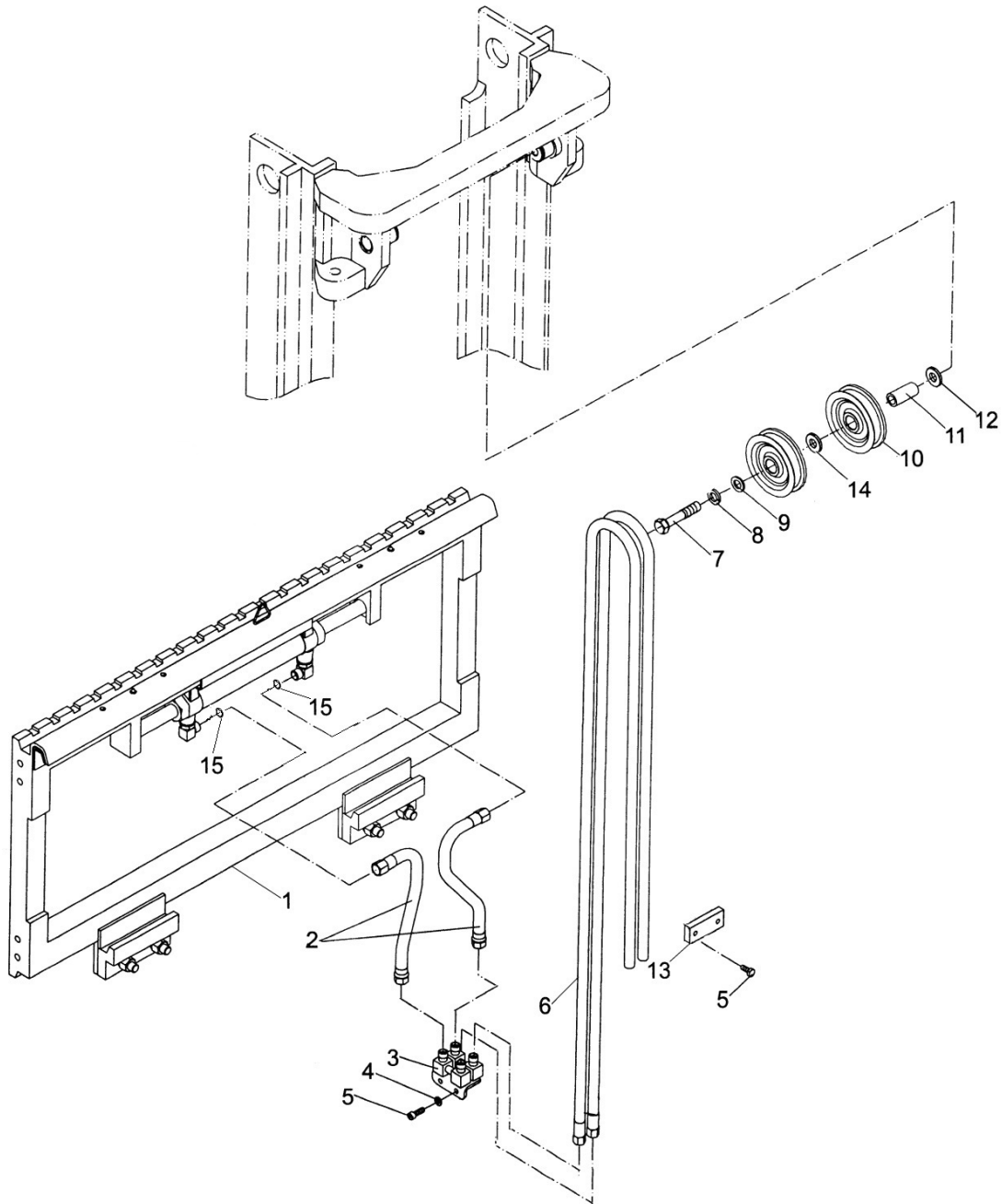


Fig. 53

Fig. 53 Side Shifter & Pipeline Installation System (Standard Mast)

No.	SN	Name	QTY	Remarks
1	3068000008	Side shifter	1	FE4P30-35
	3068000319	Side shifter		FE4P18-25
2	3068017016	Front short tube	1	
3	3008001032	Four-hole oil distribution base	1	
4	0000025046	Spring washer	1	
5	0000023147	Hexagon socket head cap screw	2	
6	3048017003	Hose of side shifter	2	H=3000mm
	3048017004			H=2000mm
	3048017005			H=2500mm
	3048017006			H=3300mm
	3048017007			H=3500mm
	3048017008			H=3600mm
	3048017009			H=3700mm
	3048017010			H=4000mm
	3048017011			H=4300mm
	3048017012			H=4500mm
	3048017013			H=5000mm
3048017014	H=5500mm			
3048017015	H=6000mm			
7	0000023333	Bolt	1	
8	0000025055	Spring washer	1	
9	0000025069	Flat washer	1	
10	9000008246	Guide roller	2	
11	3068002016	Shaft sleeve	1	
12	3068002018	Washer	1	
13	3068002020	Pressure plate base	1	
14	3068002015	Sleeve	1	
15	0000022196	O-ring	4	

Side Shifter & Pipeline Installation System (2-stage Full Free)

FE4P20, 25, 30, 35

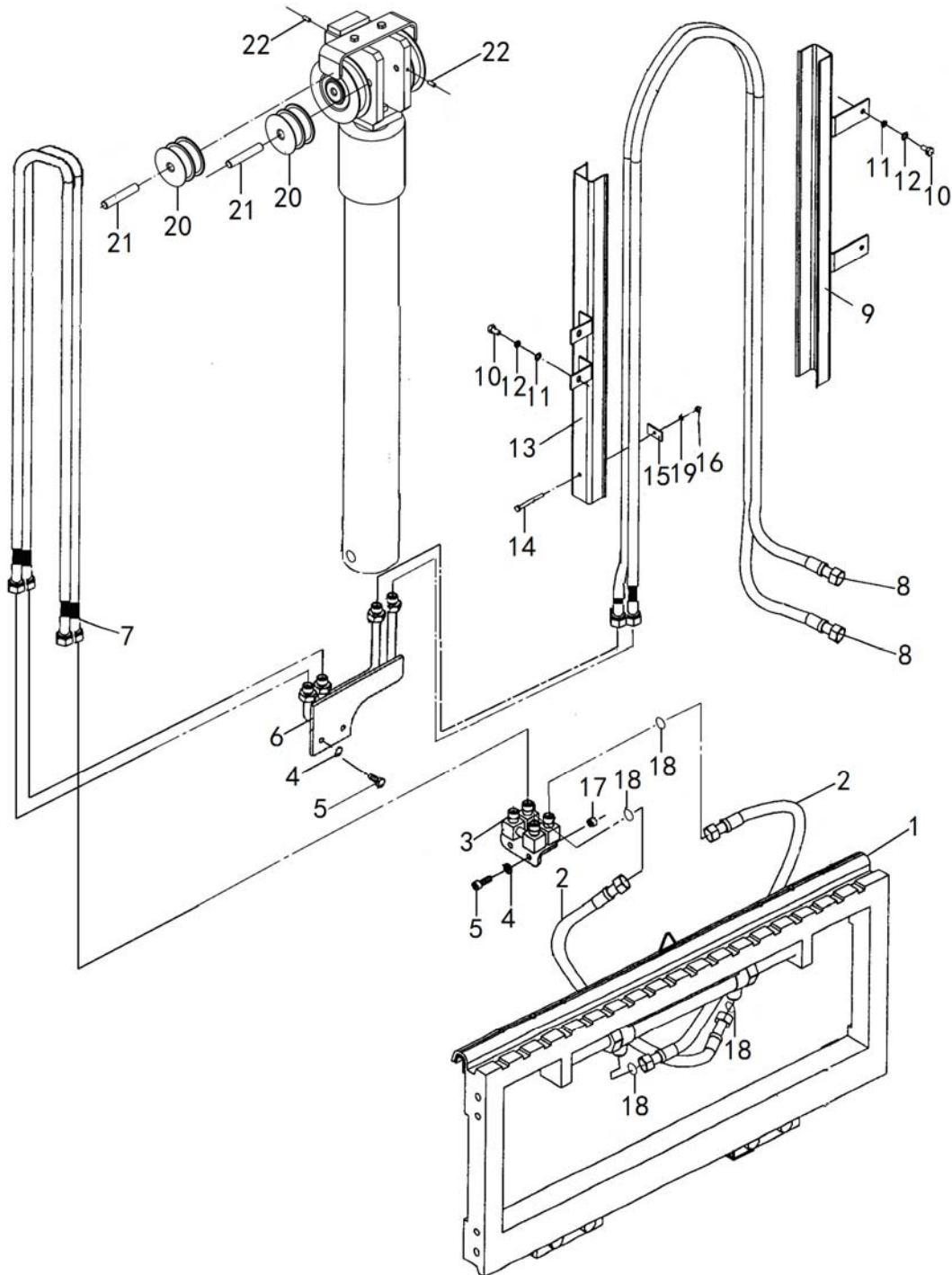


Fig. 54

Fig. 54 Side Shifter & Pipeline Installation System (2- stage Full Free)

No.	SN	Name	QTY	Remarks
1	3068000008	Side shifter	1	FE4P30-35
	3068000319	Side shifter		FE4P20-25
2	3068017016	Front short tube	1	
3	3008001032	Four-hole oil distribution base	1	
4	0000025046	Spring washer	4	
5	0000023146	screw	4	
6	3008001031	U tube base	1	
7	3008017010	Front connecting hose	2	H=3000mm
	3068017045			H=2000mm
	3008017045			H=2500mm
	3008017047			H=3300mm
	3068017046			H=3500mm
	3008017048			H=3600mm
	3068017047			H=3700mm
	3008017049			H=4000mm
	3068017048			H=4300mm
	3068017049			H=4500mm
	3068017050			H=5000mm
	3068017051			H=5500mm
	3068017052			H=6000mm
8	3048017016	Hose of side shifter	2	H=3000mm
	3048017017			H=2000mm
	3048017018			H=2500mm
	3048017019			H=3300mm
	3048017020			H=3500mm
	3048017021			H=3600mm
	3048017022			H=3700mm
	3048017023			H=4000mm
	3048017024			H=4300mm
	3048017025			H=4500mm
	3048017026			H=5000mm
	3048017027			H=5500mm
	3048017028			H=6000mm

Side Shifter & Pipeline Installation System (2-stage Full Free)

FE4P20, 25, 30, 35

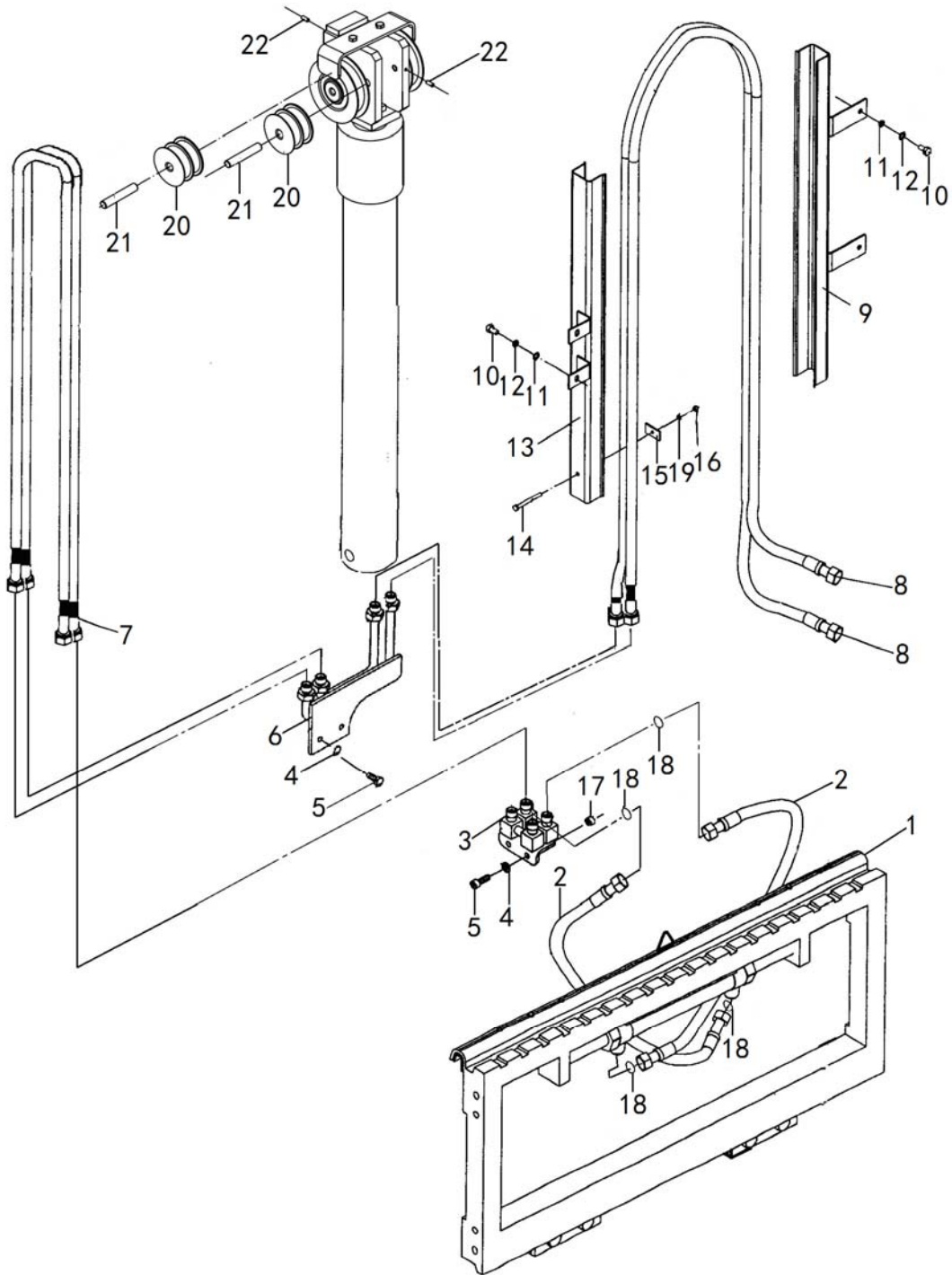


Fig. 54

Fig. 54 Side Shifter & Pipeline Installation System (2-stage Full Free)

No.	SN	Name	QTY	Remarks
9	3068001078	Outer guide groove	1	H=3000mm
	3068001079		1	H=2000mm
	3068001080		1	H=2500mm
	3068001081		1	H=3300mm
	3068001081		1	H=3500mm
	3068001332		1	H=3600mm
	3068001332		1	H=3700mm
	3068001082		1	H=4000mm
	3068001083		1	H=4300mm
	3068001084		1	H=4500mm
	3068001085		1	H=5000mm
	3068001086		1	H=5500mm
	3068001087		1	H=6000mm
10	0000023231	Bolt	1	
11	0000025051	Flat washer	1	
12	0000025046	Spring washer	1	
13	90000011492	Inner guide groove	1	H=3000mm
	90000011493		1	H=2000mm
	90000011494		1	H=2500mm
	90000011495		1	H=3300mm
	90000011495		1	H=3500mm
	9000001149		1	H=3600mm
	90000011496		1	H=3700mm
	90000011497		1	H=4000mm
	90000011498		1	H=4300mm
	90000011499		1	H=4500mm
	90000011500		1	H=5000mm
	90000011501		1	H=5500mm
90000011502	1	H=6000mm		
14	0000023291	Bolt	2	
15	3008002070	Pressure plate	4	
16	0000024025	Hexagon nut	1	
17	0000024026	Hexagon nut	1	

Side Shifter & Pipeline Installation System (2-stage Full Free)

FE4P20, 25, 30, 35

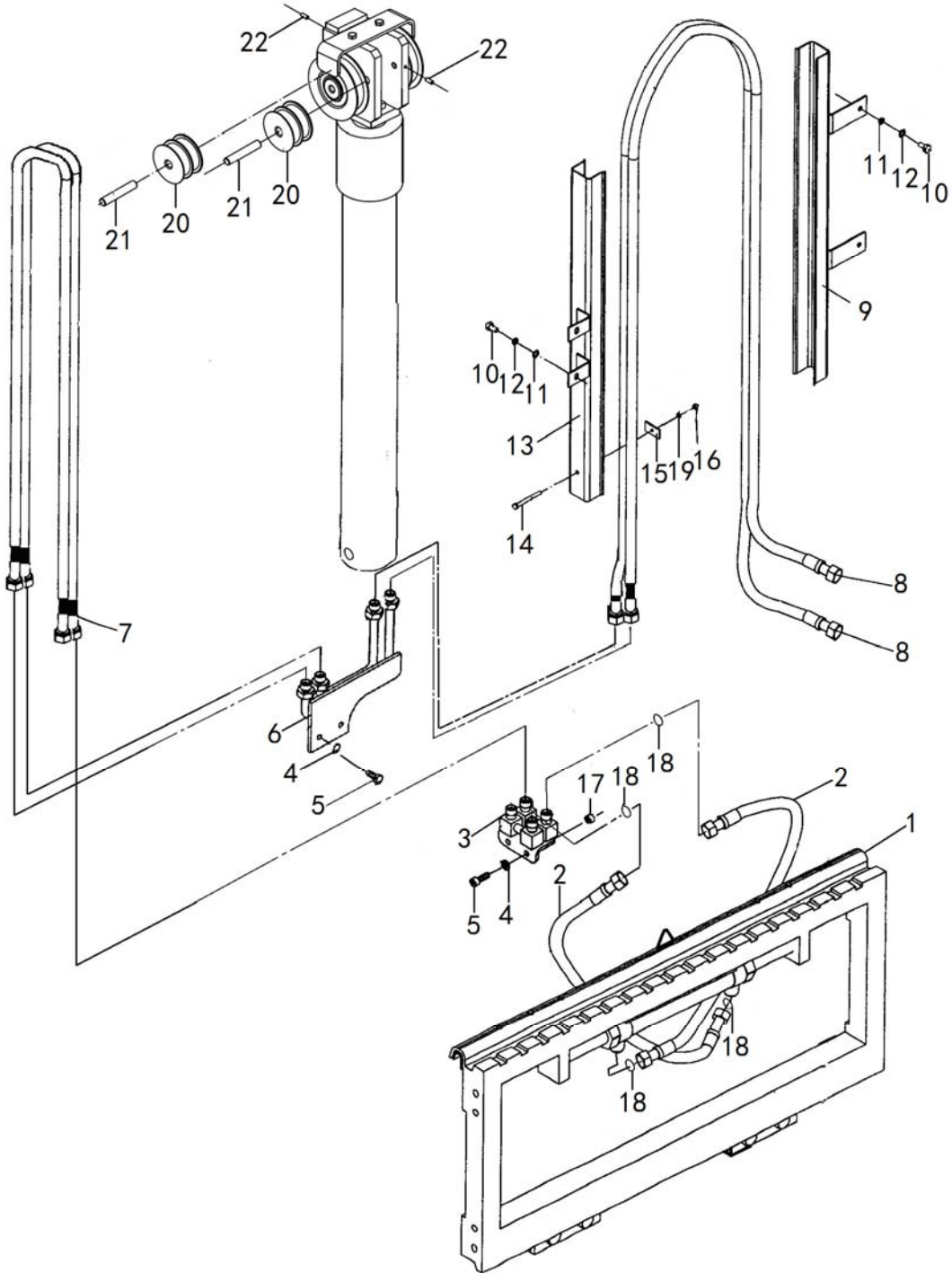


Fig. 54

Fig. 54 Side Shifter & Pipeline Installation System (2-stage Full Free)

No.	SN	Name	QTY	Remarks
18	0000022196	O-ring	4	
19	0000025045	Spring washer	1	
20	3068019012	Nylon sheel	2	
21	3008002072	Shaft	2	
22	0000023432	Screw	2	

NOBLIFT 诺力

Side Shifter & Pipeline Installation System (3-stage Full Free)

FE4P20, 25, 30, 35

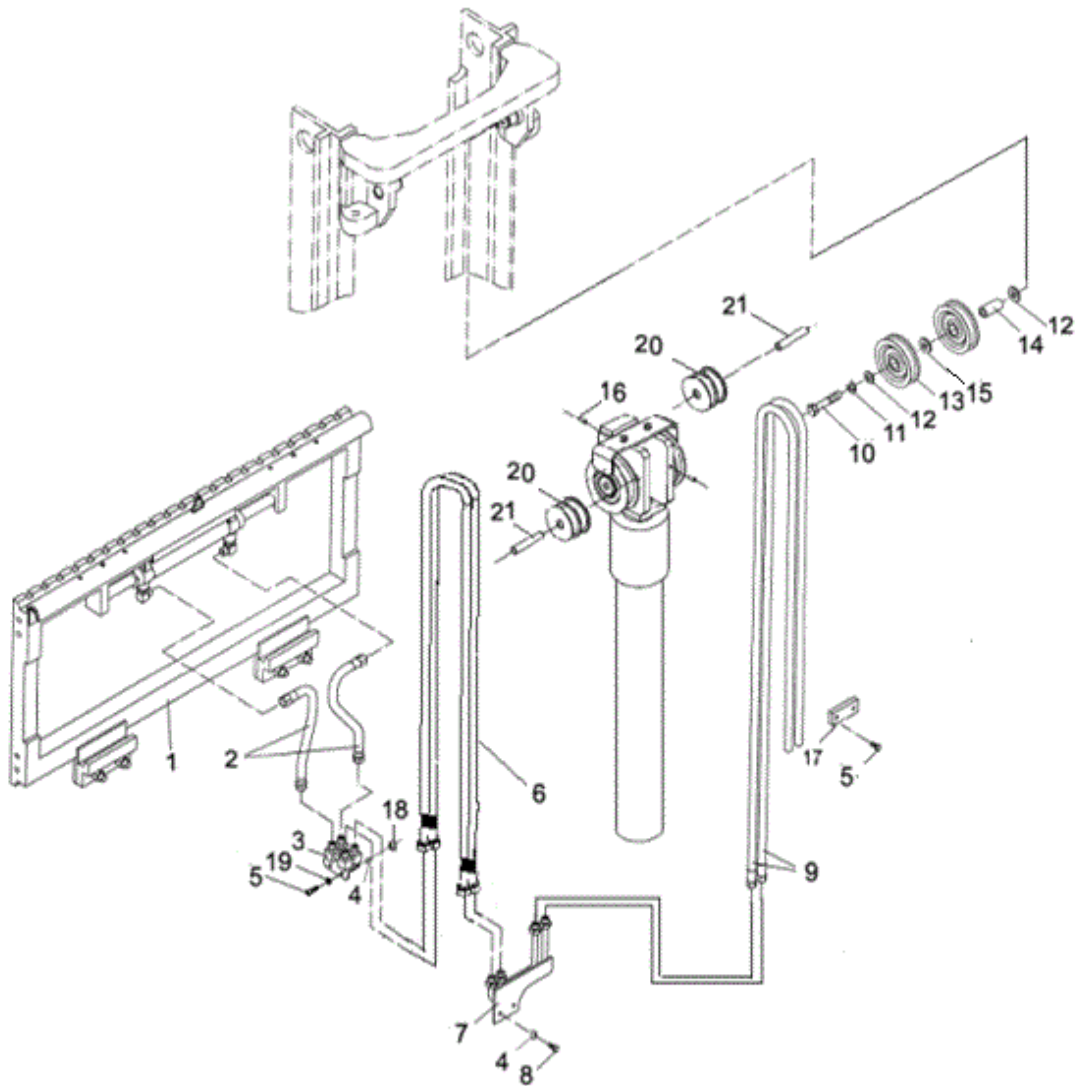


Fig. 55

Fig. 55 Side Shifter & Pipeline Installation System (3-stage Full Free)

No.	SN	Name	QTY	Remarks
1	3068000008	Side shifter	1	FE4P30-35
	3068000319	Side shifter		FE4P20-25
2	3068017016	Front short tube	1	
3	3008001032	Four-hole oil distribution base	1	
4	0000025046	Spring washer	4	
5	0000023148	Screw	1	
6	3008017010	Front connecting hose	2	H=4000mm
	3068017105		2	H=4300mm
	3068017106		2	H=4500mm
	3068017107		2	H=4700mm
	3068017108		2	H=4800mm
	3008017047		2	H=5000mm
	3068017047		2	H=5500mm
	3068017049		2	H=6000mm
7	3008001031	U tube base	1	
8	0000023231	Bolt	2	
9	3048017029	Hose of side shifter	2	H=4500mm
	3048017030		2	H=4000mm
	3048017036		2	H=4300mm
	3048017037		2	H=4500mm
	3048017032		2	H=4700mm
	3048017033		2	H=5000mm
	3048017034		2	H=5500mm
	3048017035		2	H=6000mm
10	0000023333	Bolt	1	
11	0000025055	Spring washer	1	
12	0000025069	Flat washer	1	
13	9000008246	Pulley	2	
14	3068002016	Shaft sleeve	1	
15	3068002015	Washer	1	
16	0000023432	Screw	2	
17	3068002020	Pressure plate base	1	

Side Shifter & Pipeline Installation System (3-stage Full Free)

FE4P20, 25, 30, 35

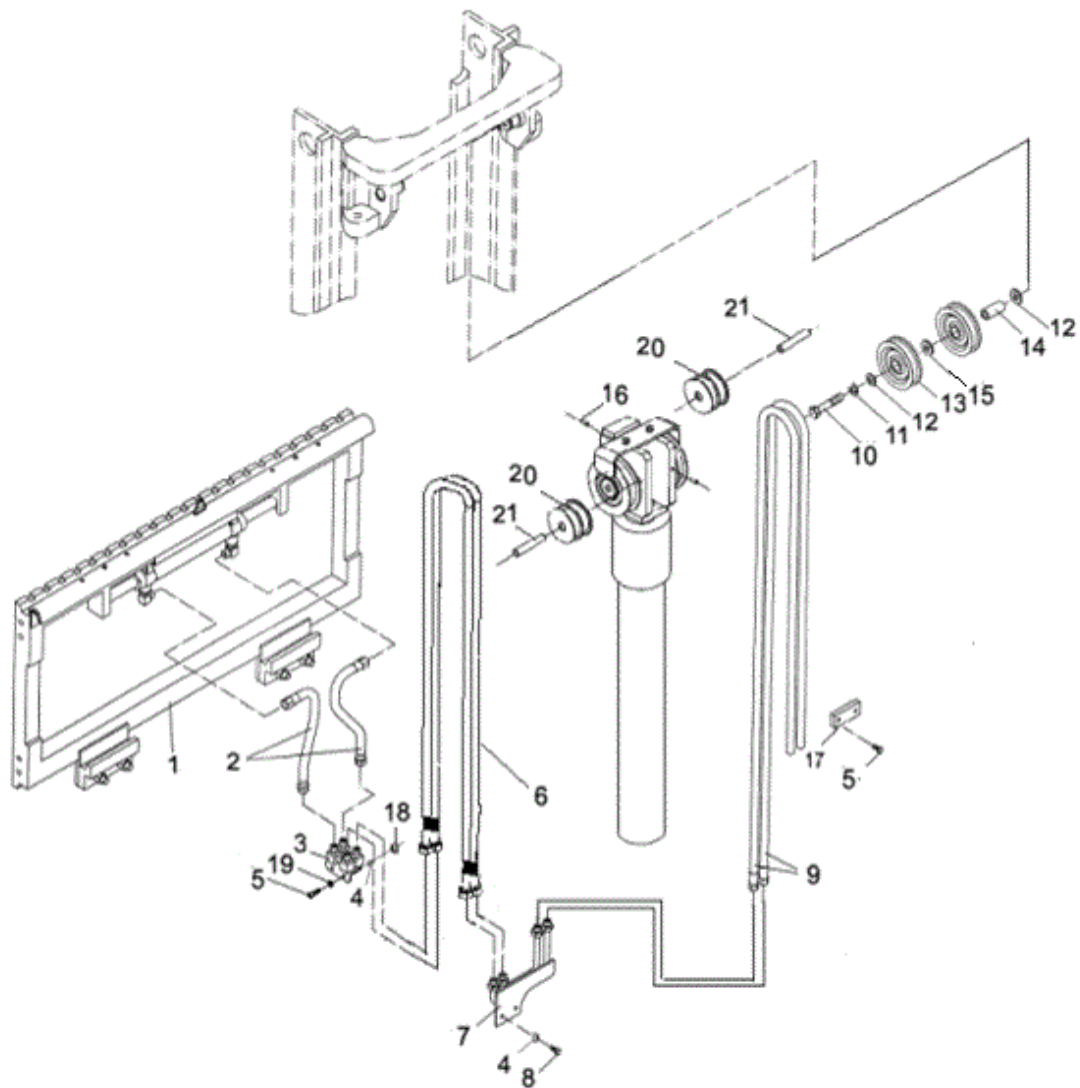


Fig. 55

Fig. 55 Side Shifter & Pipeline Installation System (3-stage Full Free)

No.	SN	Name	QTY	Remarks
18	0000024026	Nuts	1	
19	0000025051	Flat washer	1	
20	3068019012	Nylon wheel	2	
21	3008002072	Shaft	2	

NOBLIFT 诺力

Fork (3. 0T, 3. 5T)

FE4P30, 35

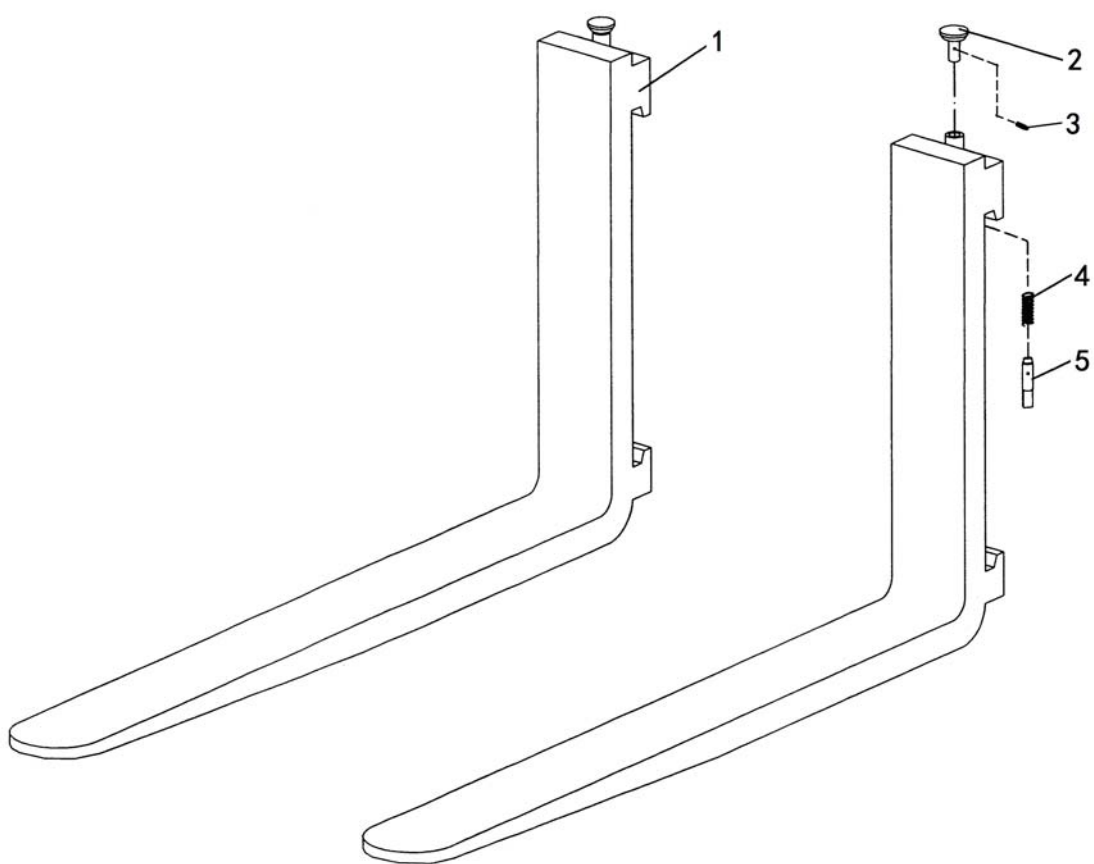


Fig. 56

Fig. 56

Fork (3.0T, 3.5T)

No.	SN	Name	QTY	Remarks
A	3068000006	Fork assembly (L=1070)	2	3.0T
	3068000219	Fork assembly (L=1070)	2	3.5T
	3068000042	Fork assembly (L=1150)	2	3.0T
	3068000220	Fork assembly (L=11500)	2	3.5T
	3068000043	Fork assembly (L=1220)	2	3.0T
	3068000221	Fork assembly (L=1220)	2	3.5T
	3068000044	Fork assembly (L=1370)	2	3.0T
	3068000222	Fork assembly (L=1370)	2	3.5T
	3068000045	Fork assembly (L=1520)	2	3.0T
	3068000223	Fork assembly (L=1520)	2	3.5T
1	3068001110	Fork body	2	3.0T
	3068001336			3.5T
2	3068002025	Handle	2	3.0T
	3068002072			3.5T
3	0090000598	Pin	2	
4	3068031002	Spring	2	3.0T
	3068031007			3.5T
5	3068002024	Locating pin	2	3.0T
	3068002071			3.5T

Fork (2.0, 2.5T)

FE4P20, 25

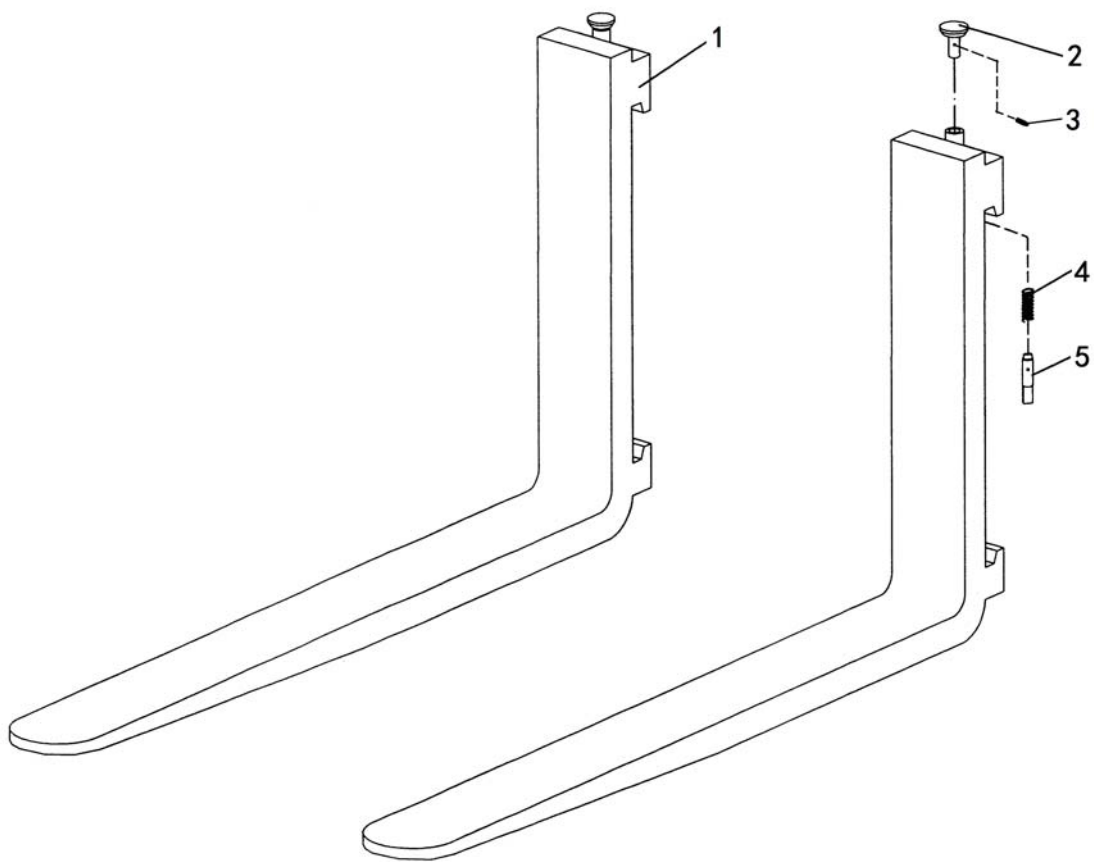


Fig. 57

Fork (2.0, 2.5T)

No.	SN	Name	QTY	Remarks
A	3068000099	Fork assembly(L=1070)	2	
	3068000139	Fork assembly(L=1150)	2	
	3068000140	Fork assembly(L=1220)	2	
	3068000141	Fork assembly(L=1370)	2	
	3068000142	Fork assembly(L=1520)	2	
1	3068006004	Fork body	2	
2	3068002058	Handle	2	
3	0090000598	Pin		
4	3068031006	Spring	2	
5	3068002057	Locating pin	2	

Fork Frame (Standard Mast)

FE4P20, 25, 30, 35

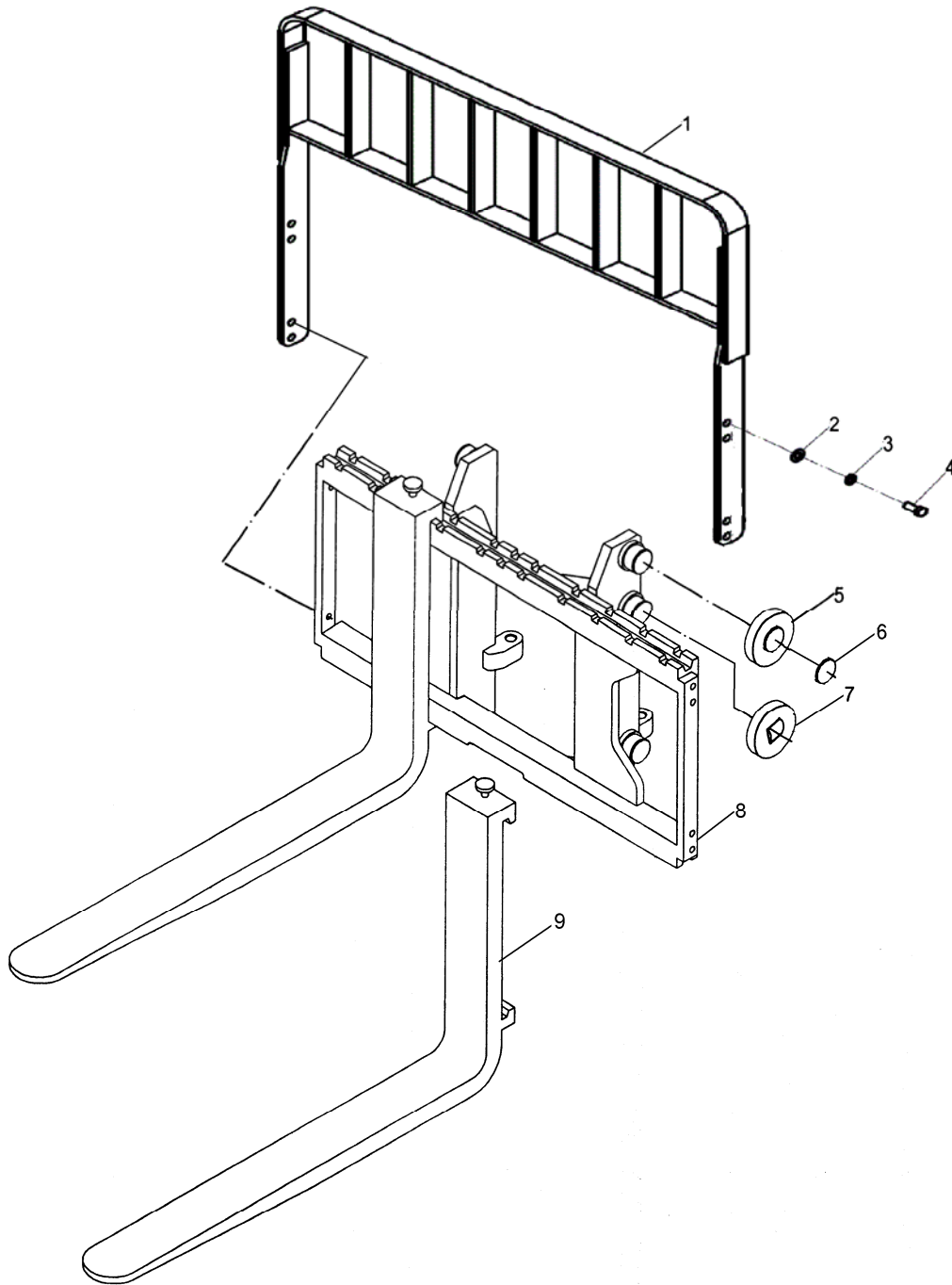


Fig. 58

Fig. 58

Fork Frame (Standard Mast)

No.	SN	Name	QTY	Remarks
1	3068001006	Back-rest	1	FE4P30-35
	3068001144			FE4P20-25
2	0000025049	Flat washer	8	
3	0000025043	Spring washer	8	
4	0000023327	Bolt	8	
5	9000005321	Roller	2	
6	0000026015	Flesible washer for shaft	6	
7	9000005320	Composite roller	4	
8	3068001261	Fork frame	1	FE4P35
	3068001005			FE4P30
	3068001143			FE4P20-25
9	3068000219	Fork frame	2	FE4P35
	3068000006			FE4P30
	3068000099			FE4P20-25

Fork Frame (2-stage Full Free)

FE4P20, 25, 30, 35

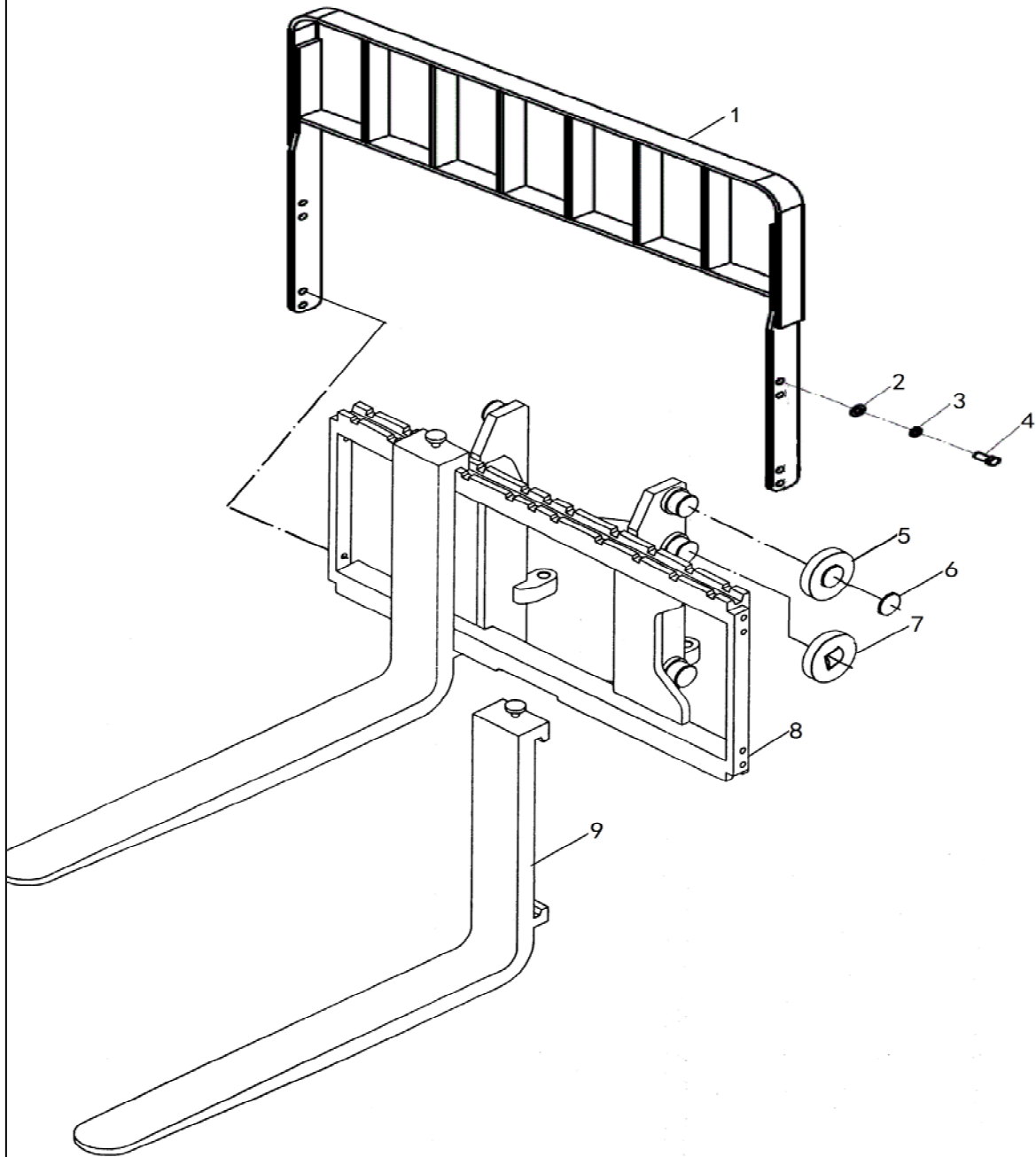


Fig. 59

Fig. 59

Fork Frame (2-stage Full Free)

No.	SN	Name	QTY	Remarks
1	3068001006	Back-rest	1	FE4P30-35
	3068001144			FE4P20-25
2	0000025049	Flat washer	8	
3	0000025043	Spring washer	8	
4	0000023327	bolt	8	
5	9000005321	Roller	2	
6	0000026015	Flesible washer for shaft	6	
7	9000005320	Composite roller	4	
8	3068001288	Fork frame	1	FE4P35
	3068001035			FE4P30
	3068001155			FE4P20-25
9	3068000219	Fork frame	2	FE4P35
	3068000006			FE4P30
	3068000099			FE4P20-25

Fork Frame (3-stage Full Free)

FE4P20, 25, 30, 35

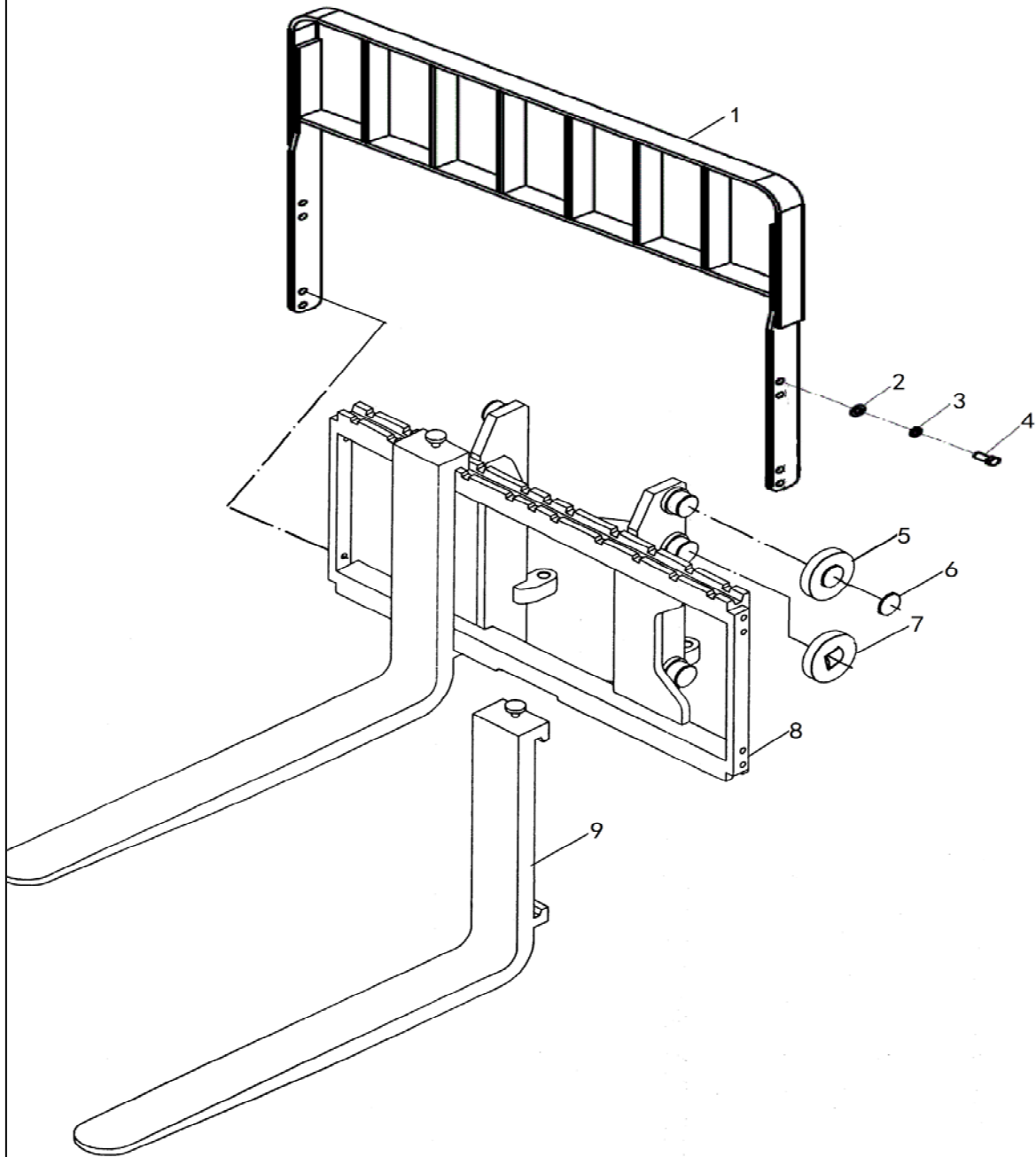


Fig. 60

Fig. 60

Fork Frame (3-stage Full Free)

No.	SN	Name	QTY	Remarks
1	3068001006	Back-rest	1	FE4P30
	3068001144			FE4P20-25
2	0000025049	Flat washer	8	
3	0000025043	Spring washer	8	
4	0000023327	bolt	8	
5	9000005321	Roller	2	
6	0000026015	Flesible washer for shaft	6	
7	9000005320	Composite roller	4	
8	3068001325	Fork frame	1	FE4P35
	3068001035			FE4P30
	3068001155			FE4P20-25
9	3068000219	Fork frame	2	FE4P35
	3068000006			FE4P30
	3068000099			FE4P20-25

Mast (Standard Mast 3.0T,3.5T)

FE4P30, 35

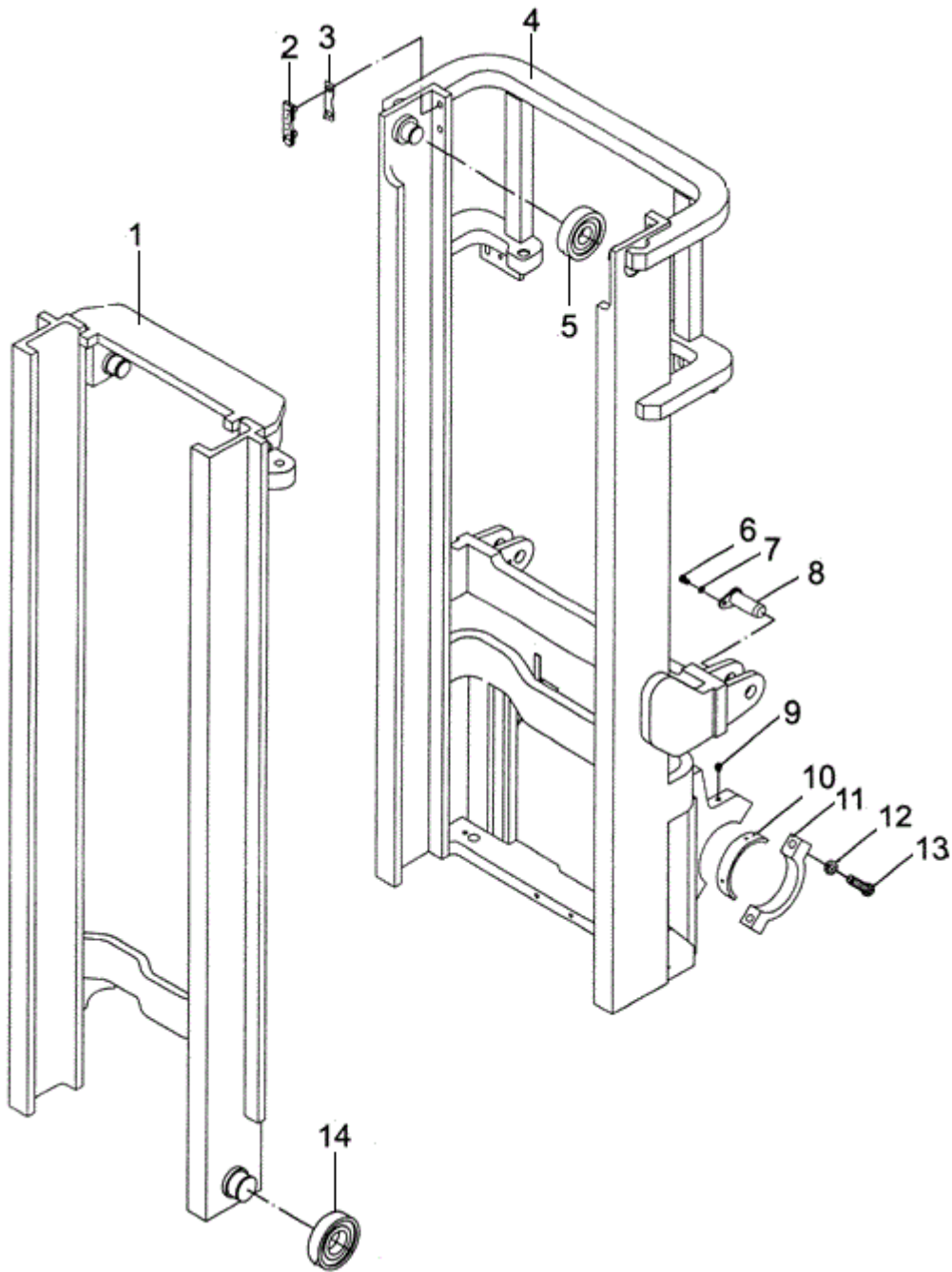


Fig. 61

Fig. 61 Mast (Standard Mast 3.0T,3.5T)

No.	SN	Name	QTY	Remarks
1	3068001022	Inner Mast FE4P30	1	H=2000mm
	3068001023		1	H=2500mm
	9000011151		1	H=3000mm
	3068001113		1	H=3300mm
	3068001025		1	H=3500mm
	3068001026		1	H=3600mm
	3068001111		1	H=3700mm
	3068001027		1	H=4000mm
	3068001028		1	H=4300mm
	3068001029		1	H=4500mm
	3068001030		1	H=5000mm
	3068001031		1	H=5500mm
	3068001112		1	H=6000mm
	3068001248		Inner Mast FE4P35	1
	3068001249	1		H=2000mm
	3068001250	1		H=2500mm
	3068001251	1		H=3300mm
	3068001252	1		H=3500mm
	3068001253	1		H=3600mm
	3068001254	1		H=3700mm
	3068001255	1		H=4000mm
	3068001256	1		H=4300mm
	3068001257	1		H=4500mm
	3068001258	1		H=5000mm
	3068001259	1		H=5000mm
	3068001260	1	H=6000mm	
2	3008019002	Guide plate	2	
3	3008004002	Adjustment pad	2	
4	3048001006	Outer Mast FE4P30	1	H=2000mm
	3048001007		1	H=2500mm
	3048001008		1	H=3000mm
	3048001009		1	H=3300mm
	3048001010		1	H=3500mm
	3048001011		1	H=3600mm

Mast (Standard Mast 3.0T,3.5T)

FE4P30, 35

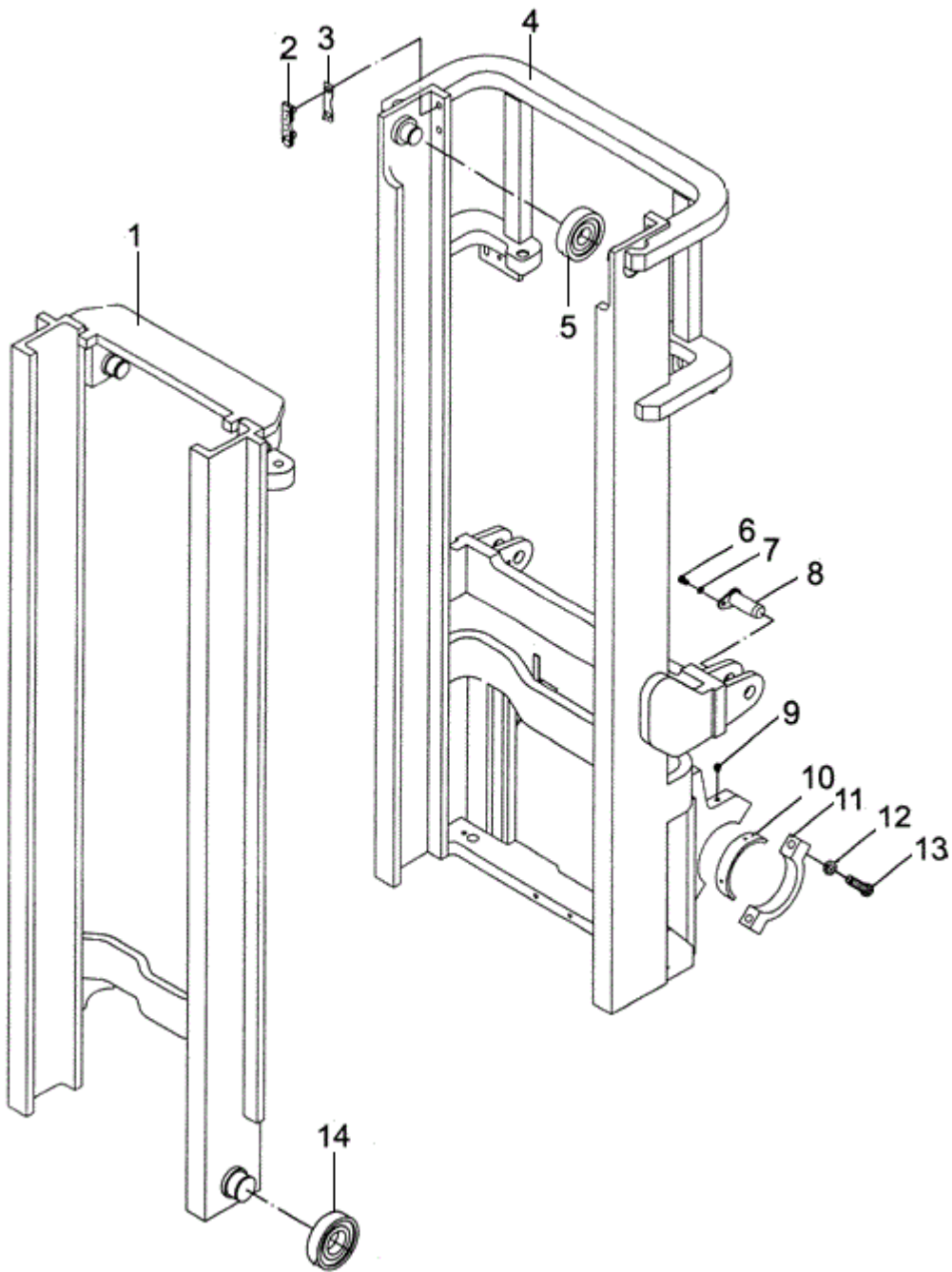


Fig. 61

Fig. 61

Mast (Standard Mast 3.0T,3.5T)

No.	SN	Name	QTY	Remarks
4	3048001012	Outer Mast FE4P30	1	H=3700mm
	3048001013		1	H=4000mm
	3048001014		1	H=4300mm
	3048001015		1	H=4500mm
	3048001016		1	H=5000mm
	3048001017		1	H=5500mm
	3048001018		1	H=6000mm
	9000004593		Outer MastFE4P35	1
	9000004594	1		H=2000mm
	9000004595	1		H=2500mm
	9000004596	1		H=3300mm
	9000004597	1		H=3500mm
	9000004598	1		H=3600mm
	9000004599	1		H=3700mm
	9000004600	1		H=4000mm
	9000004601	1		H=4300mm
	9000004602	1		H=4500mm
	9000004603	1		H=5000mm
	9000004604	1		H=5000mm
	9000004605	1	H=6000mm	
5	9000005323	Composite roller	2	
6	0000023263	Bolt	2	
7	0000025041	Spring washer	2	
8	3048001005	Pin roll of tilting cylinder II	2	
9	0090000176	Straight injection oil cup	2	
10	3008019001	Bearing bush	2	
11	3068002001	Bracket cover	4	
12	0000025055	Spring washer	4	
13	0000023328	Bolt	4	
14	9000005320	Composite roller	2	

Mast (2.0, 2.5T standard mast)

FE4P18, 20, 25

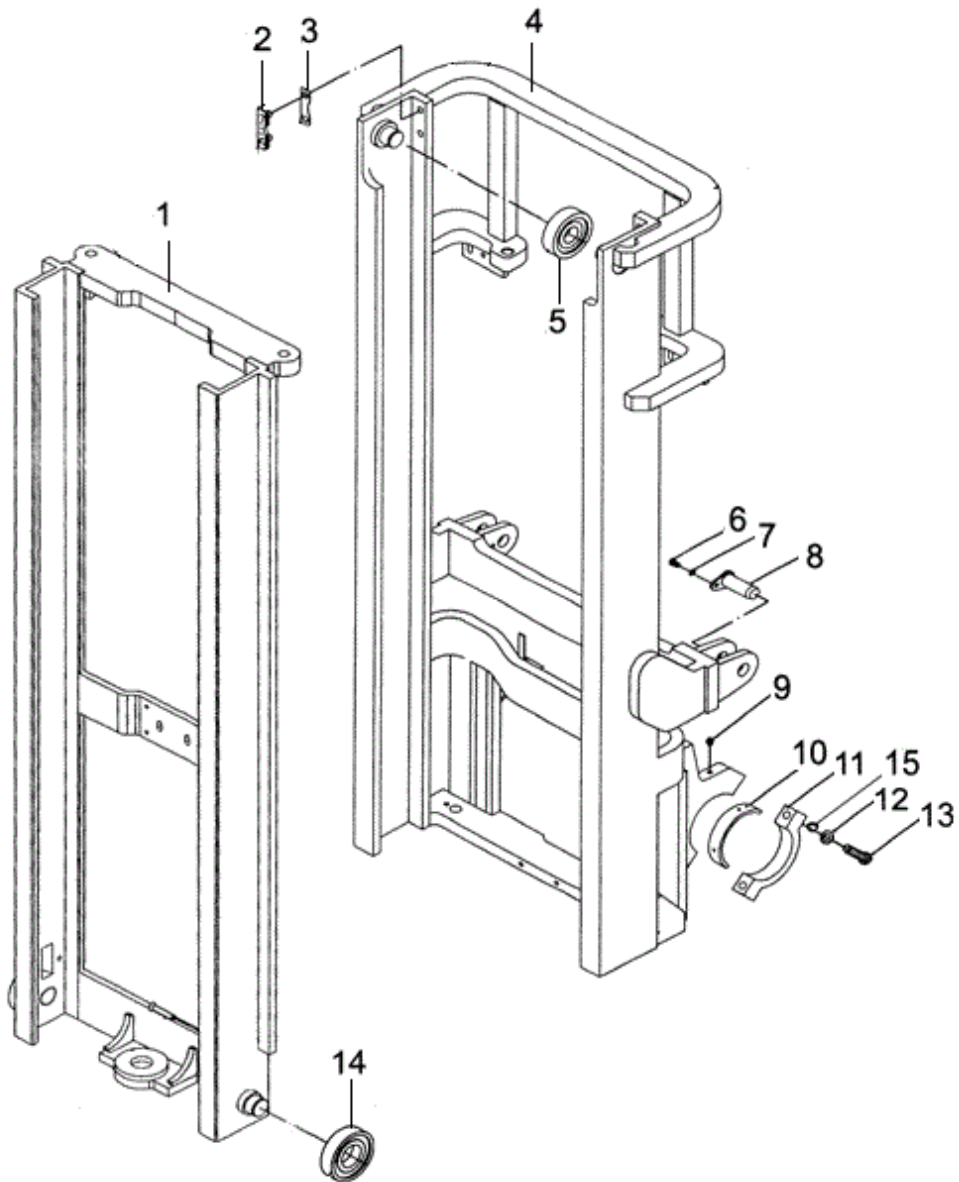


Fig. 62

Fig. 62 Mast (2.0, 2.5T standard mast)

No.	SN	Name	QTY	Remarks
1	3068001142	Inner mast FE4P20, 25	1	H=3000mm
	3068001185			H=2000mm
	3068001186			H=2500mm
	3068001187			H=3300mm
	3068001188			H=3500mm
	3068001189			H=3600mm
	3068001190			H=3700mm
	3068001191			H=4000mm
	3068001192			H=4300mm
	3068001193			H=4500mm
	3068001194			H=5000mm
	3068001195			H=5500mm
	3068001196			H=6000mm
2	3008019002	Guide plate	2	
3	3008004002	Adjustment pad	2	
4	3048001043	Outer mast FE4P20, 25	1	H=3000mm
	3048001044			H=2000mm
	3048001045			H=2500mm
	3048001046			H=3300mm
	3048001047			H=3500mm
	3048001048			H=3600mm
	3048001049			H=3700mm
	3048001050			H=4000mm
	3048001051			H=4300mm
	3048001052			H=4500mm
	3048001053			H=5000mm
3048001054	H=5500mm			
3048001055	H=6000mm			
5	9000005323	Composite roller	2	
6	0000023263	bolt	2	
7	0000025041	Spring washer	2	
8	3048001005	Pin roll of tilting cylinder II	2	

Mast (2.0, 2.5T Standard mast)

FE4P20, 25

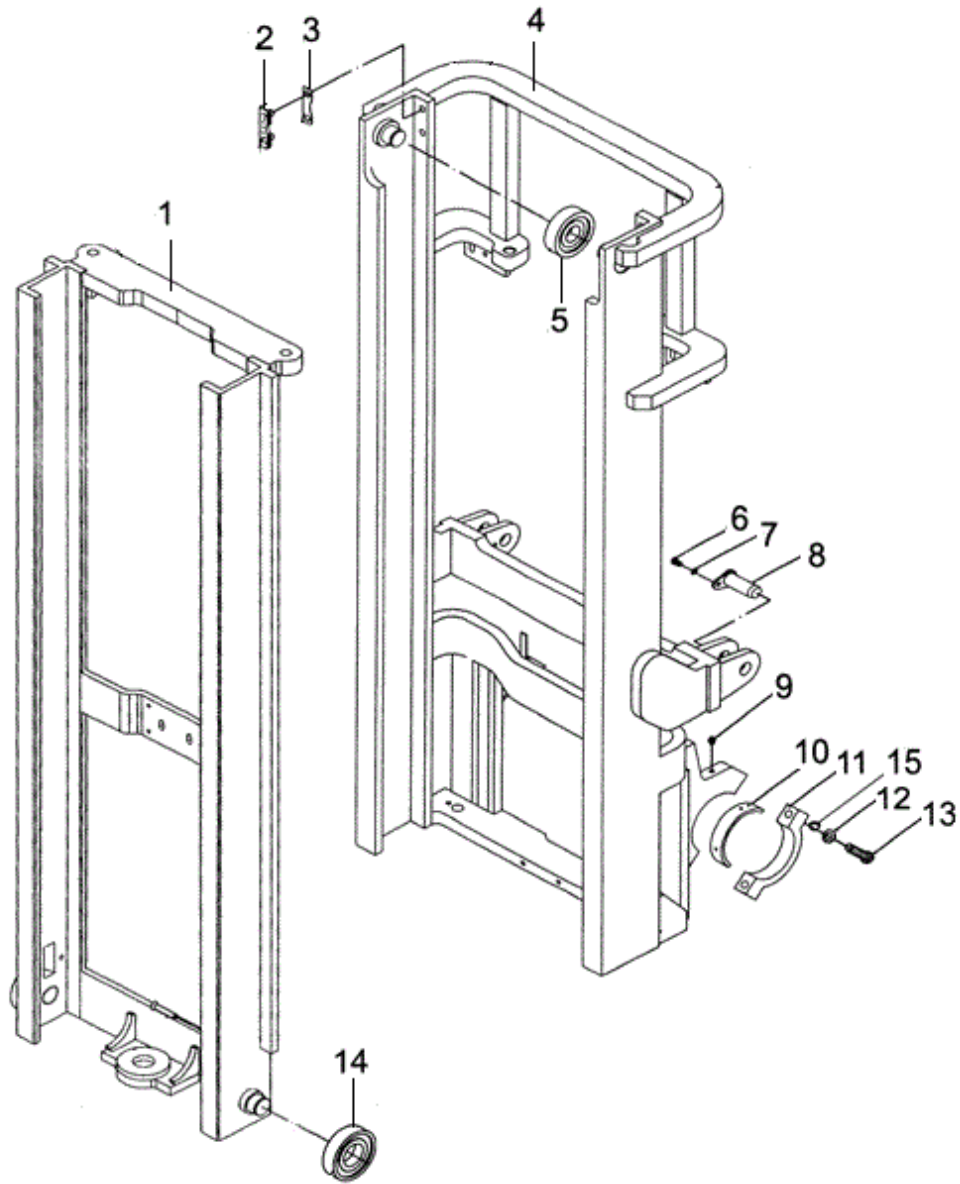


Fig. 62

Fig. 62 Mast (2.0, 2.5T Standard mast)

No.	SN	Name	QTY	Remarks
9	0090000176	Straight injection oil cup	2	
10	3008019001	Bearing bush	2	
11	3068002001	Bracket cover	2	
12	0000025055	Spring washer	4	
13	0000023328	bolt	4	
14	9000005320	Composite roller	2	
15	0000025069	Flat washer	4	

NOBLIFT 诺力

FE4P30, 35

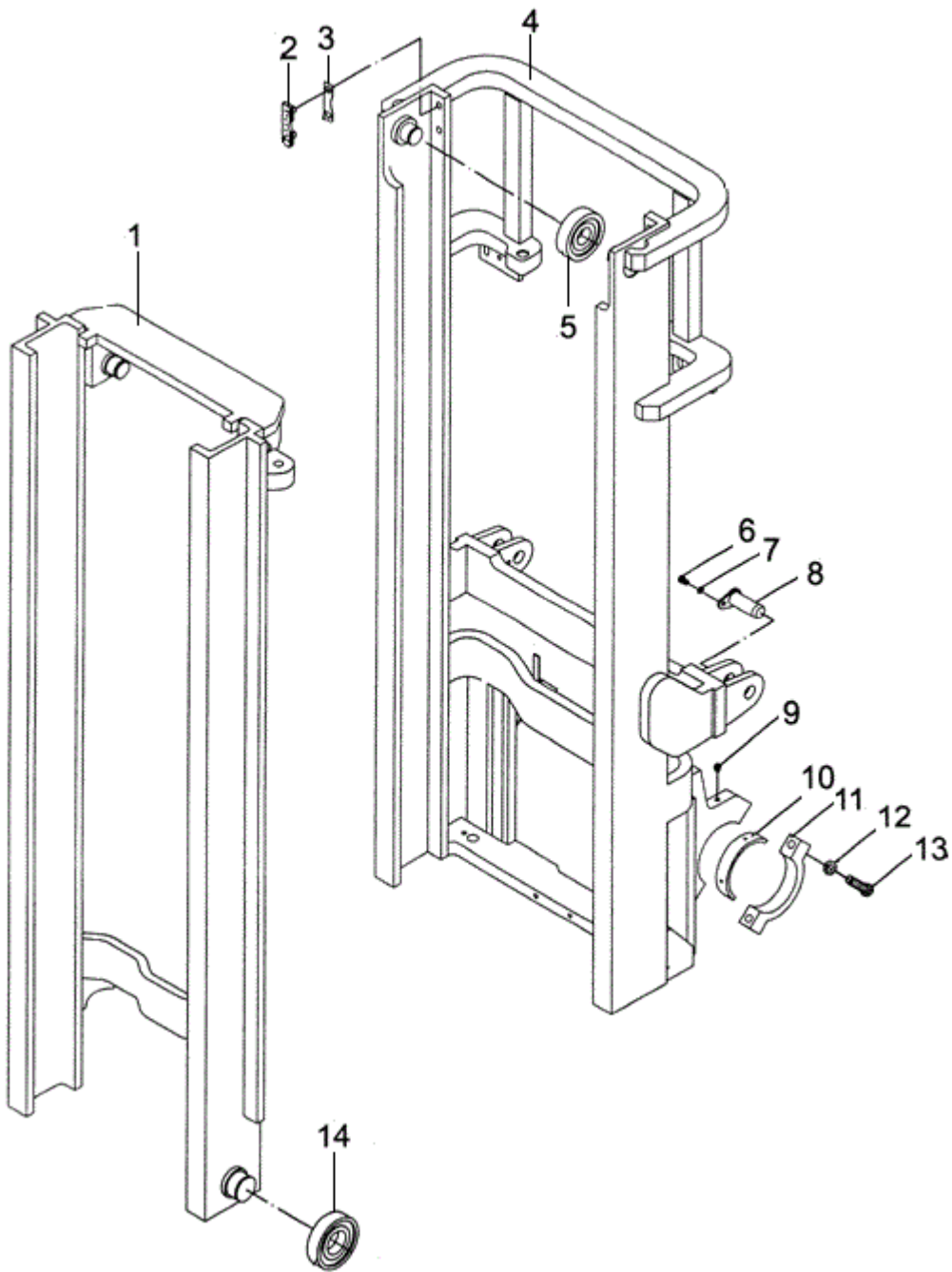


Fig. 63

Fig. 63 Mast (3.0T , 3.5T 2-stage Full Free)

No.	SN	Name	QTY	Remarks
1	3068000002	Inner mast FE4P30	1	H=3000mm
	3068000012			H=2000mm
	3068000013			H=2500mm
	3068000014			H=3300mm
	3068000015			H=3500mm
	3068000016			H=3600mm
	3068000017			H=3700mm
	3068000018			H=4000mm
	3068000019			H=4300mm
	3068000020			H=4500mm
	3068000021			H=5000mm
	3068000022			H=5500mm
	3068000023			H=6000mm
	3068001248			Inner mast FE4P35
	3068001249	H=2000mm		
	3068001250	H=2500mm		
	3068001251	H=3300mm		
	3068001252	H=3500mm		
	3068001253	H=3600mm		
	3068001254	H=3700mm		
	3068001255	H=4000mm		
	3068001256	H=4300mm		
	3068001257	H=4500mm		
3068001258	H=5000mm			
3068001259	H=5500mm			
3068001260	H=6000mm			
2	3008019002	Guide plate	2	
3	3008004002	Adjustment pad	2	
4	3048001020	Outer mast FE4P30	1	H=3000mm
	3048001021			H=2000mm
	3048001022			H=2500mm
	3048001023			H=3300mm

Mast (3.0, 3.5T T 2-stage full free lifting)

FE4P30, 35

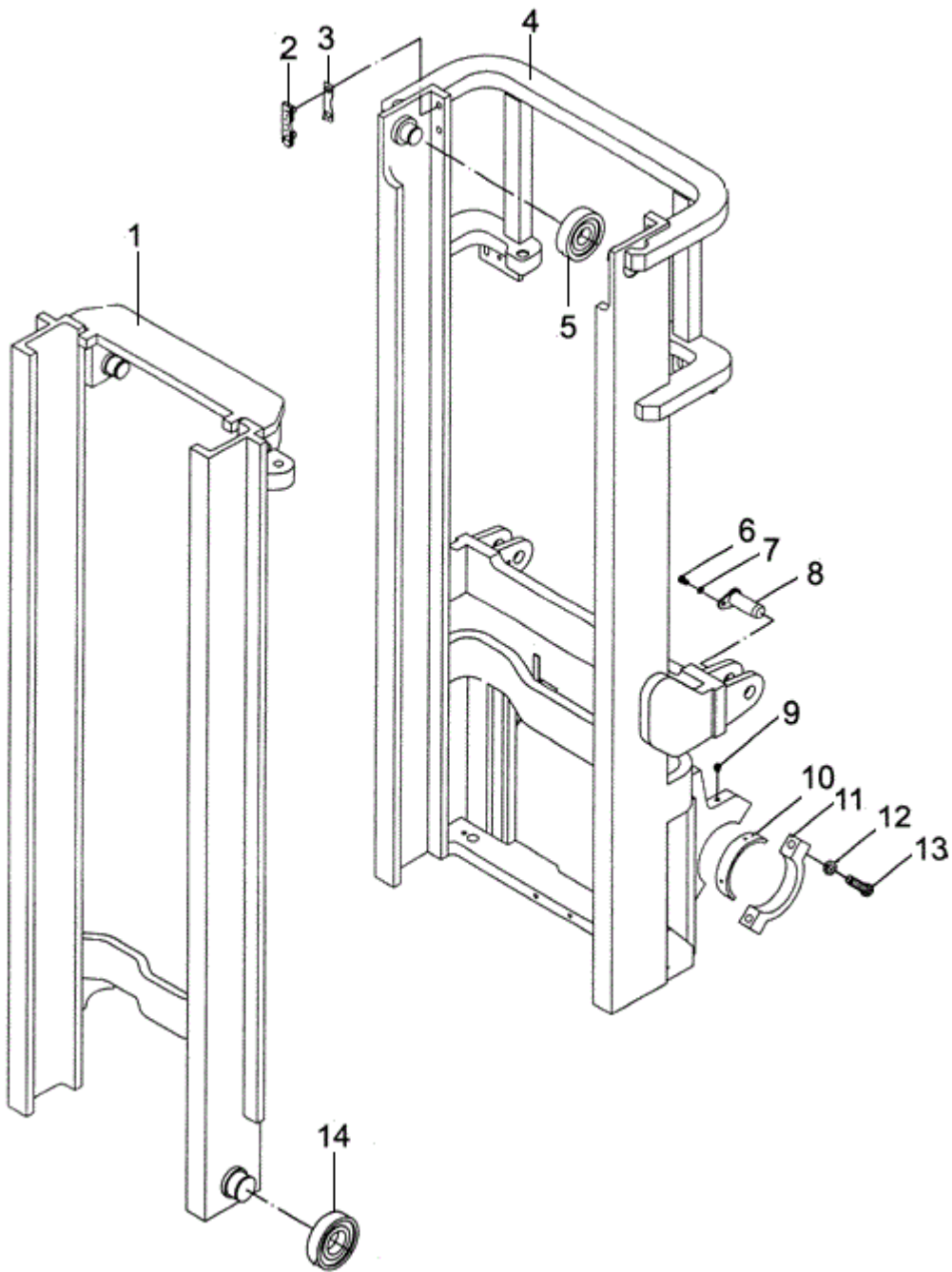


Fig. 63

Fig. 63 Mast(3.0T, 3.5T 2-stage full free lifting)

No.	SN	Name	QTY	
4	3048001032	Outer mast FE4P30	1	H=3500mm
	3048001025			H=3600mm
	3048001026			H=3700mm
	3048001027			H=4000mm
	3048001028			H=4300mm
	3048001029			H=4500mm
	3048001033			H=5000mm
	3048001034			H=5500mm
	3048001035			H=6000mm
	9000004606	Outer mast FE4P35	1	H=3000mm
	9000004607			H=2000mm
	9000004608			H=2500mm
	9000004609			H=3300mm
	9000004610			H=3500mm
	9000004611			H=3600mm
	9000004612			H=3700mm
	9000004613			H=4000mm
	9000004614			H=4300mm
	9000004615			H=4500mm
9000004616	H=5000mm			
9000004616	H=5500mm			
9000004617	H=6000mm			
5	9000005323	Composite roller	2	
6	0000023263	Bolt	1	
7	0000025041	Spring washer	1	
8	3048001005	Pin roll of tilting cylinder II	1	
9	0090000176	Straight injection oil cup	2	
10	3008019001	Bearing bush	2	
11	3068002001	Bracket cover	2	
12	0000025055	Spring washer	4	
13	0000023328	Bolt	4	
14	9000005320	Composite roller	2	

Mast(2.0, 2.5T 2-stage full free)

FE4P20, 25

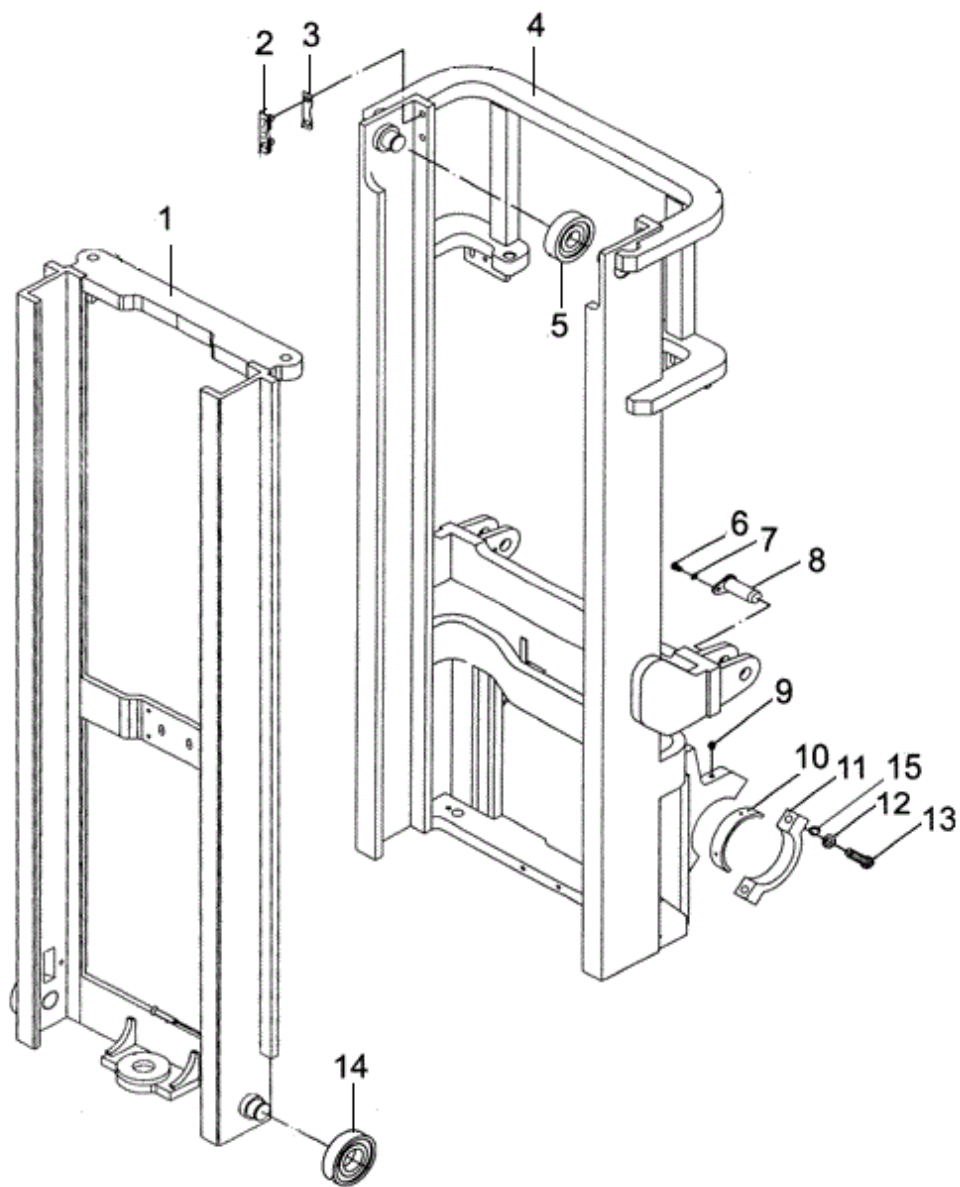


Fig. 64

Fig. 64 Mast (2.0, 2.5T 2-stage full free)

No.	SN	Name	QTY	Remarks
1	3068001148	Inner mast FE4P20, 25	1	H=3000mm
	3068001210		1	H=2000mm
	3068001211		1	H=2500mm
	3068001212		1	H=3300mm
	3068001213		1	H=3500mm
	3068001214		1	H=3600mm
	3068001215		1	H=3700mm
	3068001216		1	H=4000mm
	3068001217		1	H=4300mm
	3068001219		1	H=4500mm
	3068001220		1	H=5000mm
	3068001221		1	H=5500mm
	3068001222		1	H=6000mm
2	3008019002	Guide plate	2	
3	3008004002	Adjustment pad	2	
4	3048001056	Outer mast FE4P20. 25	1	H=3000mm
	3048001057		1	H=2000mm
	3048001058		1	H=2500mm
	3048001059		1	H=3300mm
	3048001060		1	H=3500mm
	3048001061		1	H=3600mm
	3048001062		1	H=3700mm
	3048001063		1	H=4000mm
	3048001064		1	H=4300mm
	3048001065		1	H=4500mm
	3048001066		1	H=5000mm
3048001067	1	H=5500mm		
3048001068	1	H=6000mm		
5	9000005323	Composite roller	2	
6	0000023263	Bolt	2	
7	0000025041	Spring washer	2	
8	3048001005	Pin roll of tilting cylinder II	2	

Mast(2.0, 2.5T 2-stage full free)

FE4P20, 25

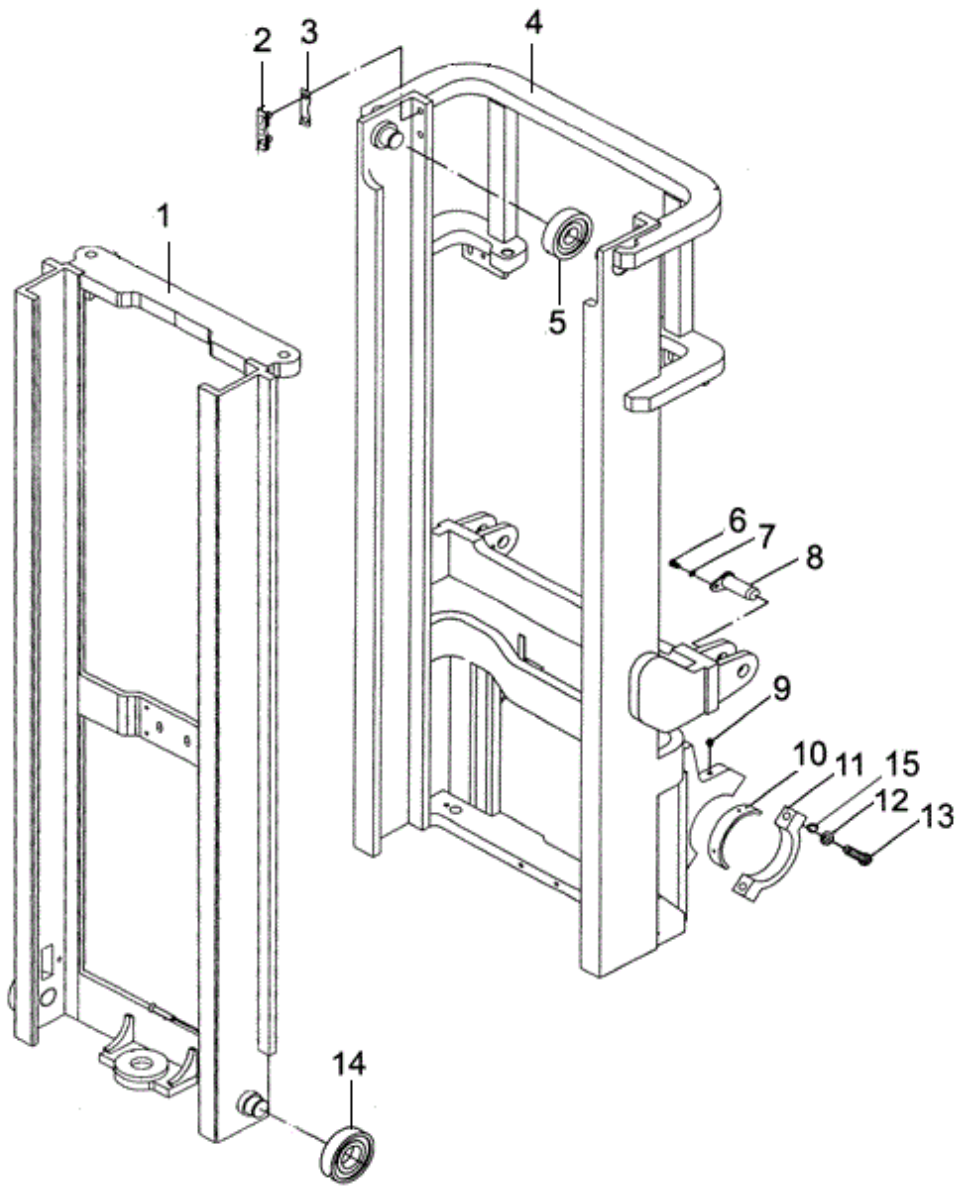


Fig. 64

Fig. 64 Mast (2.0, 2.5T 2-stage full free)

No.	SN	Name	QTY	Remarks
9	0090000176	Straight injection oil cup	2	
10	3008019001	Bearing bush	2	
11	3068002001	Bracket cover	2	
12	0000025055	Spring washer	4	
13	0000023328	bolt	4	
14	9000005320	Composite roller	2	
15	0000025069	Flat washer	4	

NOBLIFT 诺力

Mast (3.0T, 3.5T 3-stage full free)

FE4P30, 35

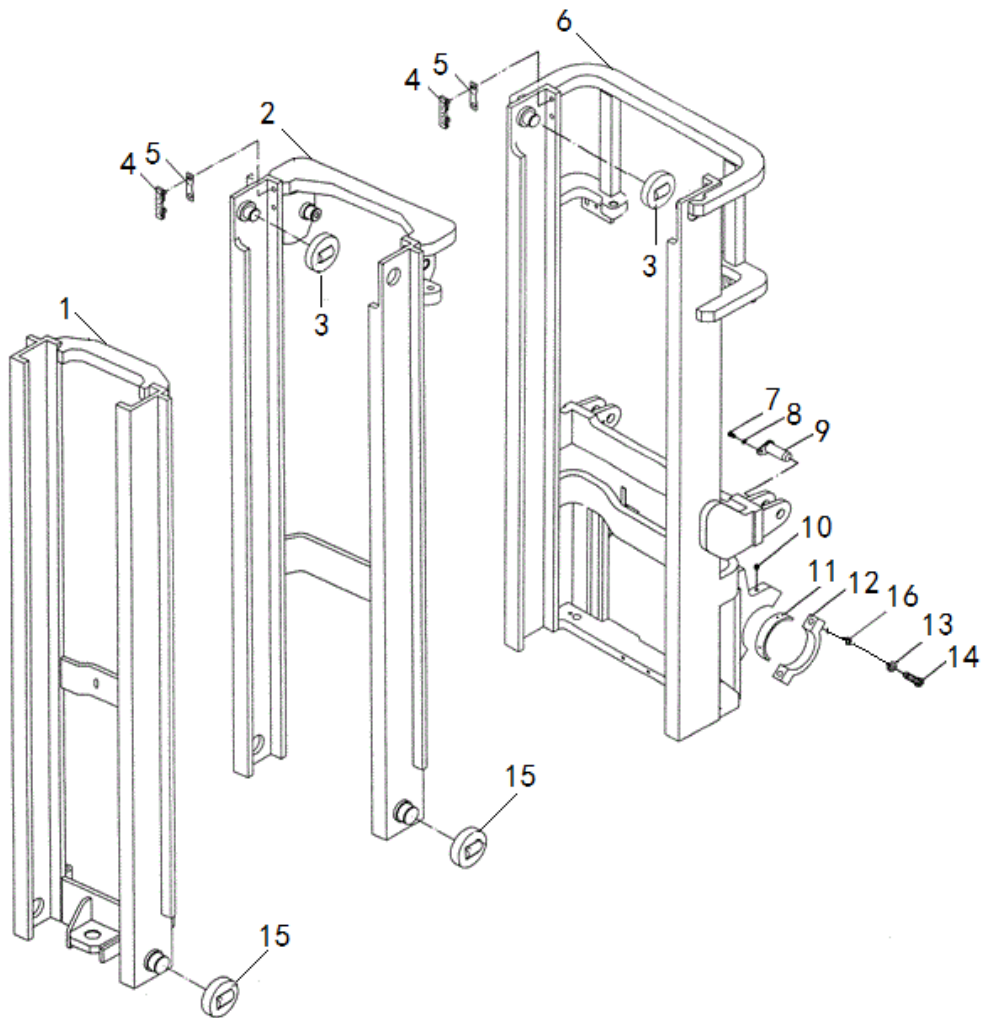


Fig. 65

Fig. 65 Mast (3.0T , 3.5T 3-stage full free)

No.	SN	Name	QTY	Remarks
1	3068001317	Inner mast FE4P35	1	H=4500mm
	3068001318		1	H=4000mm
	3068001319		1	H=4250mm
	3068001321		1	H=4750mm
	3068001322		1	H=5000mm
	3068001323		1	H=5500mm
	3068001324		1	H=6000mm
	3068001127	Inner mast FE4P30	1	H=4500mm
	3068001121		1	H=4000mm
	3068001122		1	H=4300mm
	3068001334		1	H=4700mm
	3068001123		1	H=4800mm
	3068001124		1	H=5000mm
	3068001125		1	H=5500mm
	3068001126		1	H=6000mm
	2		3068001309	Middle mast FE4P35
3068001310		1	H=4000mm	
3068001311		1	H=4200mm	
3068001313		1	H=4750mm	
3068001314		1	H=5000mm	
3068001315		1	H=5500mm	
3068001316		1	H=6000mm	
3068001114		Middle mast FE4P30	1	H=4500mm
3068001115			1	H=4000mm
3068001116			1	H=4300mm
3068001328			1	H=4700mm
3068001117			1	H=4800mm
3068001118			1	H=5000mm
3068001119	1	H=5500mm		
3068001120	1	H=6000mm		
3	9000005323	Composite roller	4	
4	3008019002	Guide plate	2	
5	3008004002	Adjustment pad	2	

Mast (3.0T, 3.5T 3-stage full free)

FE4P30, 35

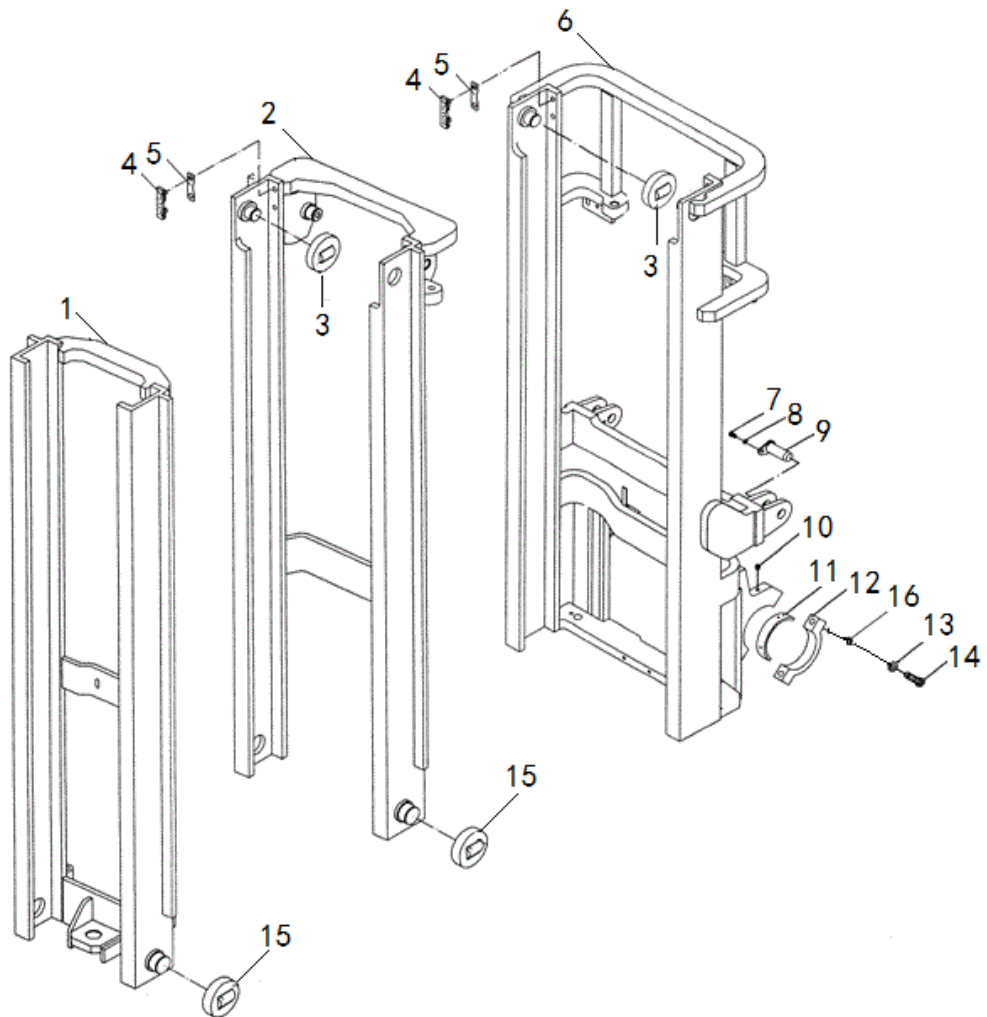


Fig. 65

Fig. 65 Mast (3.0T , 3.5T 3-stage full free)

No.	SN	Name	QTY	Remarks
6	9000004619	Outer mast FE4P35	1	H=4500mm
	9000004620		1	H=4000mm
	9000004621		1	H=4250mm
	9000004622		1	H=4700mm
	9000004623		1	H=5000mm
	9000004624		1	H=5500mm
	9000004625		1	H=6000mm
	3048001036	Outer mast FE4P30	1	H=4500mm
	3048001037		1	H=4000mm
	3048001038		1	H=4300mm
	3048001077		1	H=4700mm
	3048001039		1	H=4800mm
	3048001040		1	H=5000mm
	3048001041		1	H=5500mm
	3048001042		H=6000mm	
7	0000023263	Bolt	2	
8	0000025041	Spring washer		
9	3048001005	Pin roll of tilting cylinder II	2	
10	90000176	Straight injection oil cup	2	
11	3008019001	Bearing bush	2	
12	3068002001	Bracket cover	2	
13	0000025055	Spring washer	2	
14	0000023328	Pitch thread	2	
15	9000005320	Composite roller	4	
16	0000025069	Flat washer	2	

Mast(2.0, 2.5T 3-stage full free)

FE4P20, 25

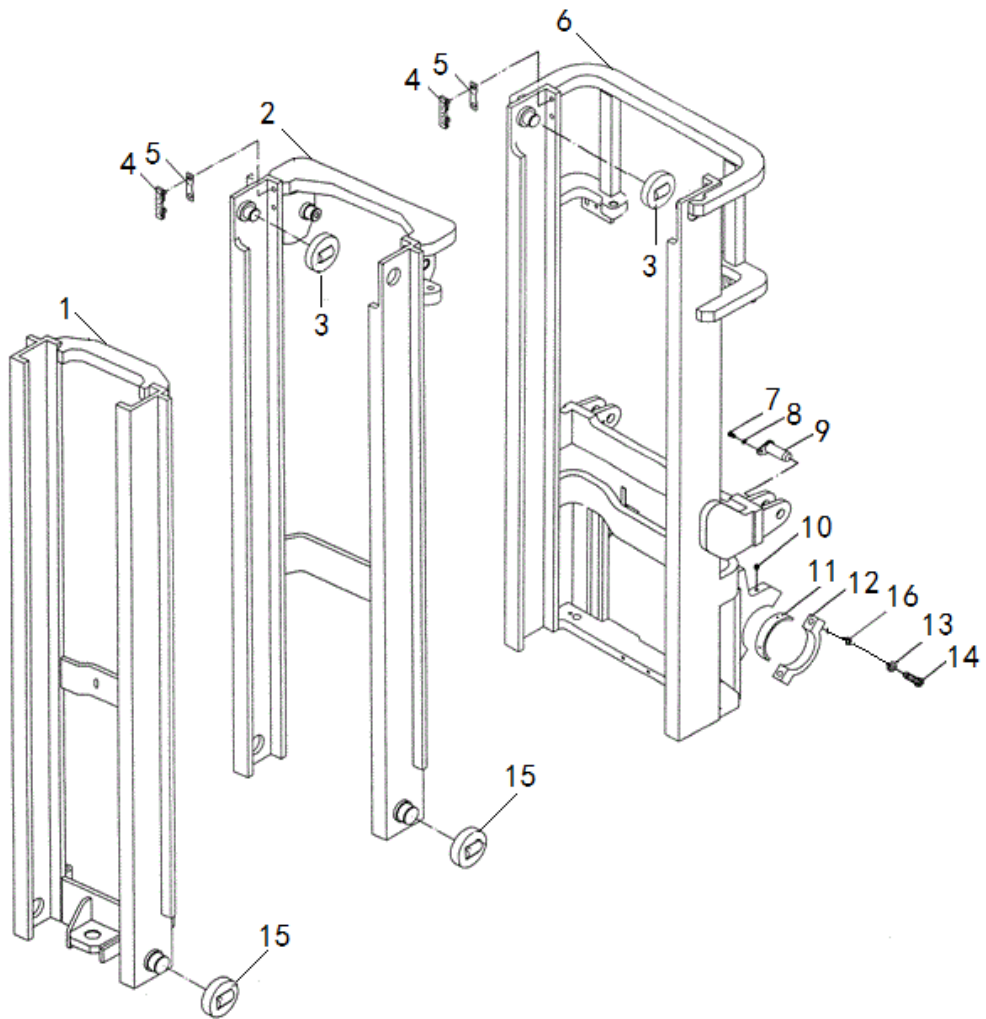


Fig. 66

Fig. 66 Mast (2.0, 2.5T 3-stage full free)

No.	SN	Name	QTY	Remarks
1	3068001154	Inner mast FE4P20, 25	1	H=4500mm
	3068001230		1	H=4000mm
	3068001168		1	H=4300mm
	3068001331		1	H=4800mm
	3068001169		1	H=4800mm
	3068001170		1	H=5000mm
	3068001171		1	H=5500mm
	3068001172		1	H=6000mm
2	3068001153	Middle mast FE20, 25	1	H=4500mm
	3068001163		1	H=4000mm
	3068001164		1	H=4300mm
	3068001330		1	H=4800mm
	3068001165		1	H=4800mm
	3068001232		1	H=5000mm
	3068001166		2	H=5500mm
	3068001167		2	H=6000mm
3	9000005323	Composite roller	4	
4	3008019002	Guide plate	2	
5	3008004002	Adjustment pad	2	
6	3068001152	Outer mast FE20, 25	1	H=4500mm
	3068001231		1	H=4000mm
	3068001158		1	H=4300mm
	3068001329		1	H=4800mm
	3068001159		1	H=4800mm
	3068001160		1	H=5000mm
	3068001161		1	H=5500mm
	3068001162		1	H=6000mm
7	0000023263	Bolt	2	
8	0000025041	Spring washer	2	
9	3048001076	Pin roll of tilting cylinder II	2	
10	0090000176	Straight injection oil cup	2	
11	3008019001	Bearing bush	2	
12	3068002001	Bracket cover	2	

Mast(2.0, 2.5T 3-stage full free)

FE4P20, 25

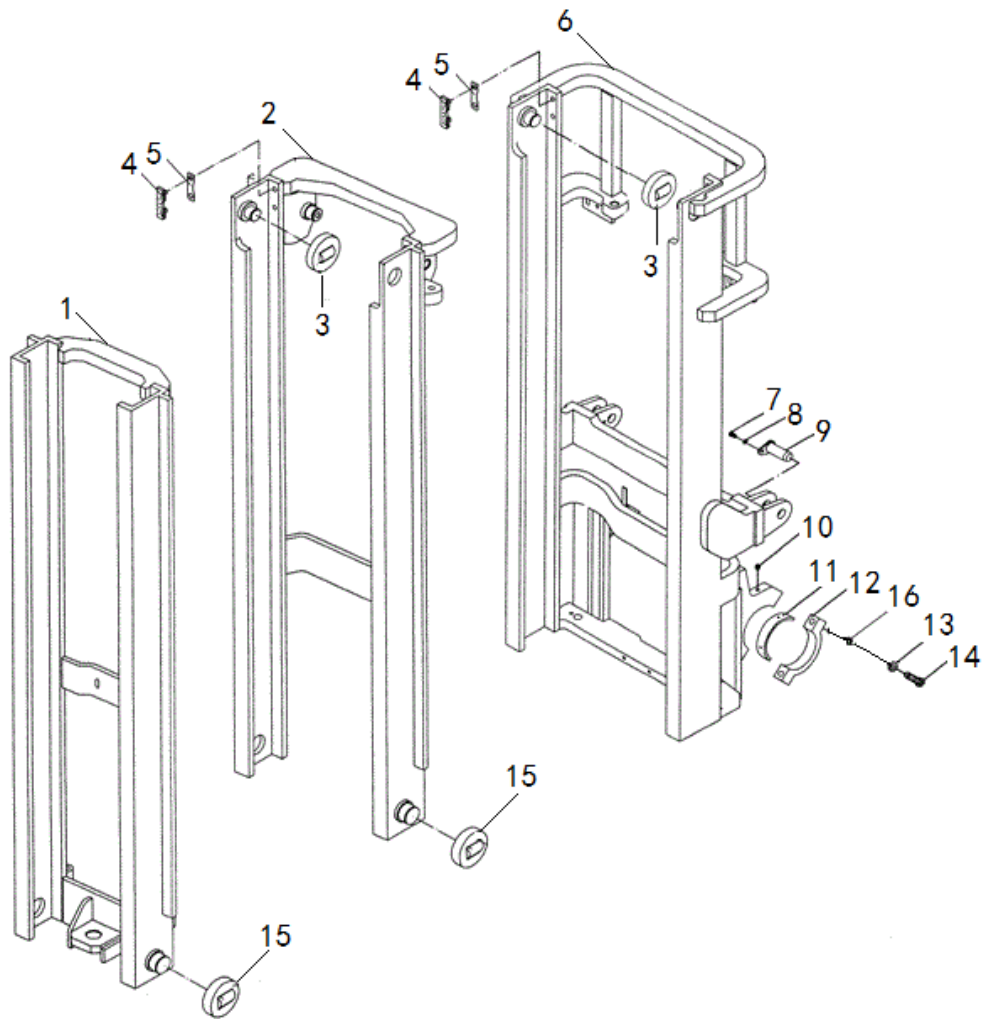


Fig. 66

Fig. 66 Mast (2.0, 2.5T 3-stage full free)

No.	SN	Name	QTY	Remarks
13	0000025055	Spring washer	2	
14	0000023328	Bolt	4	
15	9000005320	Composite roller	4	
16	0000025069	Flat washer	2	

NOBLIFT 诺力

Lifting Oil Cylinder (Standard mast 3.5T)

FE4P35

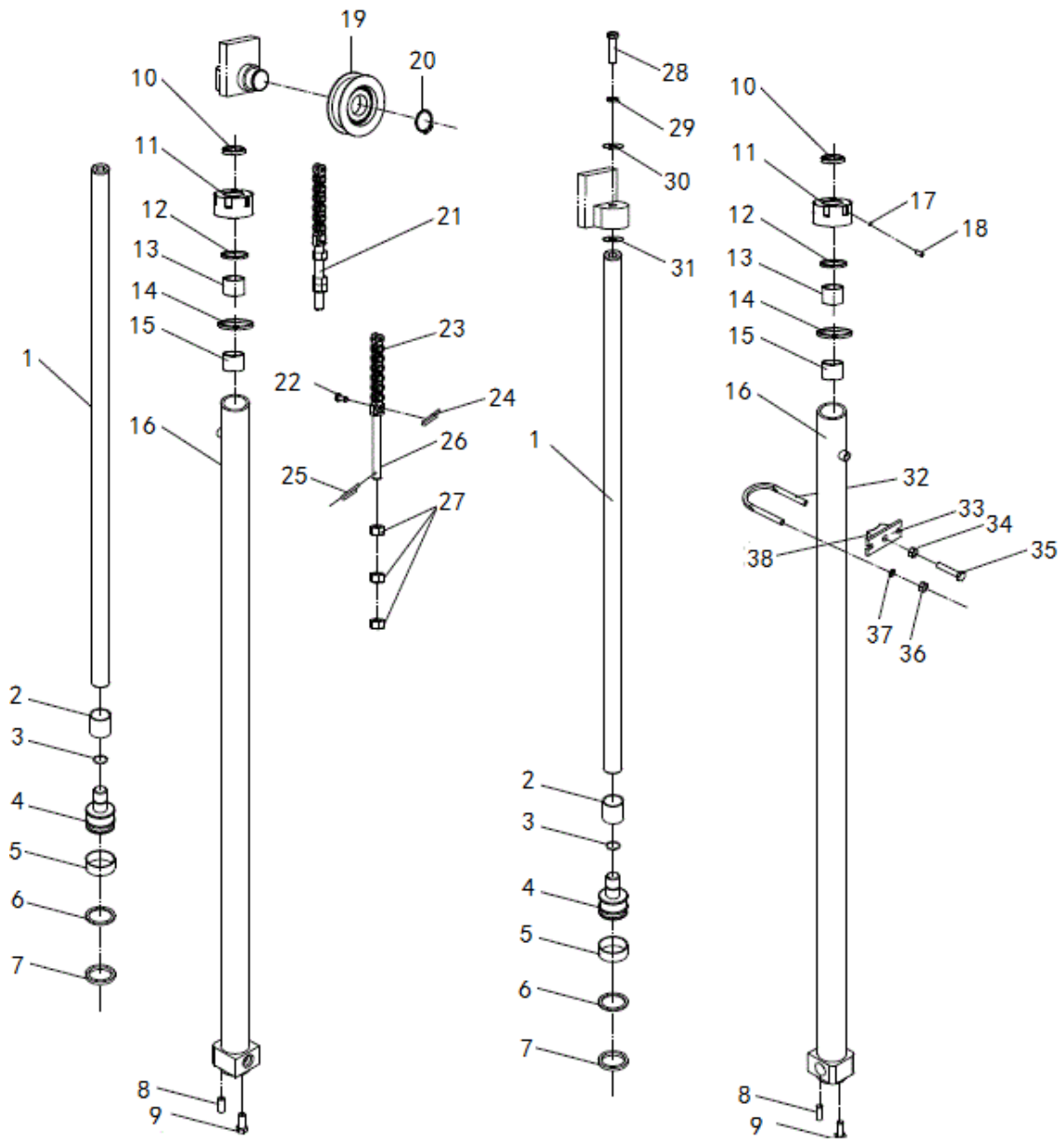


Fig. 67

Fig. 67 Lifting Oil Cylinder (Standard mast 3.5T)

No.	SN	Name	QTY	Remarks
A	3068000179	Left lifting cylinder	1	H=3000mm
	3068000180		1	H=2000mm
	3068000181		1	H=2500mm
	3068000182		1	H=3300mm
	3068000183		1	H=3500mm
	3068000184		1	H=3600mm
	3068000185		1	H=3700mm
	3068000186		1	H=4000mm
	3068000187		1	H=4300mm
	3068000188		1	H=4500mm
	3068000189		1	H=5000mm
	3068000190		1	H=5500mm
	3068000191		1	H=6000mm
	B		9000004933	Right lifting cylinder
9000004934		1	H=2000mm	
9000004935		1	H=2500mm	
9000004936		1	H=3300mm	
9000004937		1	H=3500mm	
9000004938		1	H=3600mm	
9000004939		1	H=3700mm	
9000004940		1	H=4000mm	
9000004941		1	H=4300mm	
9000004942		1	H=4500mm	
9000004943		1	H=5000mm	
9000004944		1	H=5500mm	
9000004945		1	H=6000mm	
1	3068002064	Piston rod	1	
2	3068002066	Adjusting sleeve	2	
3	0000026048	Retaining ring	2	
4	3068002067	Piston	2	
5	3068022020	Support ring for hole	2	
6	3068022021	Retaining ring	2	

Fig. 67 Lifting Oil Cylinder (Standard mast 3.5T)

FE4P35

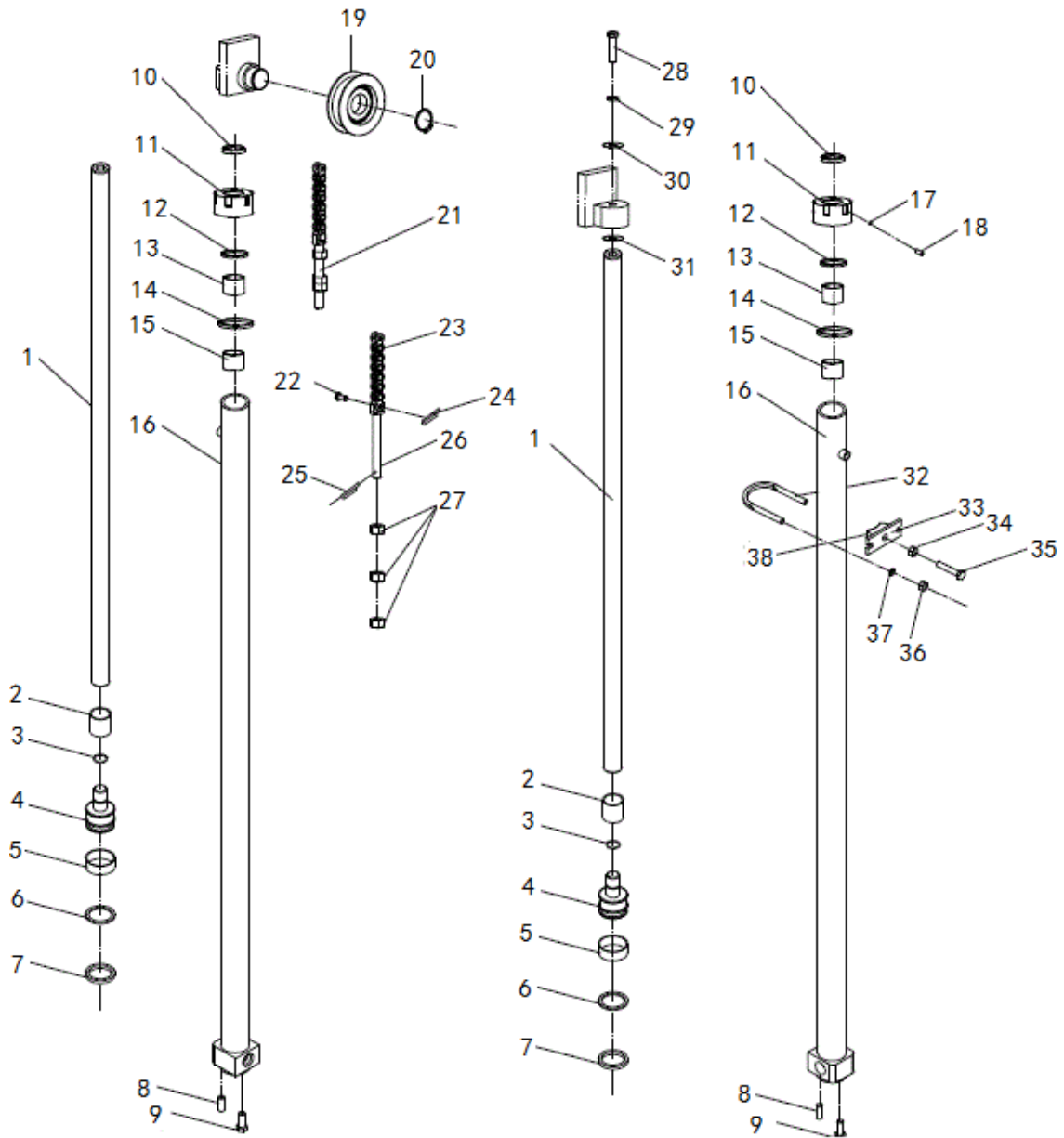


Fig. 67

Fig. 67 Lifting Oil Cylinder (Standard mast 3.5T)

No.	SN	Name	QTY	Remarks
7	3068022022	Hole seal	2	
8	0090000173	Cylindrical pin	2	
9	0090000173	Bolt	2	
10	3068022018	Dust ring	2	
11	3068002065	End cover	2	
12	3068022019	Shaft seal	2	
13	3068002066	Adjusting sleeve	2	
14	0000022070	O-ring	2	
15	3068013001	Bushing	2	
16	3068001335	Cylinder body	2	
17	3068019021	Nalon washer	2	
18	0000023426	Screws	2	
19	3068000331	Chain wheel	1	
20	0000026015	Shaft with elastic ring	2	
21	3068002068	Chain joint i	1	
22	3068002069	Shaft and pin	2	
23	0000029170	Chain	2	H=3000mm
	0000029164		2	H=2000mm
	0000029168		2	H=2500mm
	0000029173		2	H=3300mm
	0000029152		2	H=3500mm
	0000029174		2	H=3600mm
	0000029153		2	H=3700mm
	0000029175		2	H=4000mm
	0000029157		2	H=4300mm
	0000029213		2	H=4500mm
	0000029159		2	H=5000mm
0000029160	2	H=5500mm		
0000029161	2	H=6000mm		
24	0000028039	Split pin	2	
25	0090000014	Split pin	2	

Lifting Oil Cylinder (Standard mast 3.5T)

FE4P35

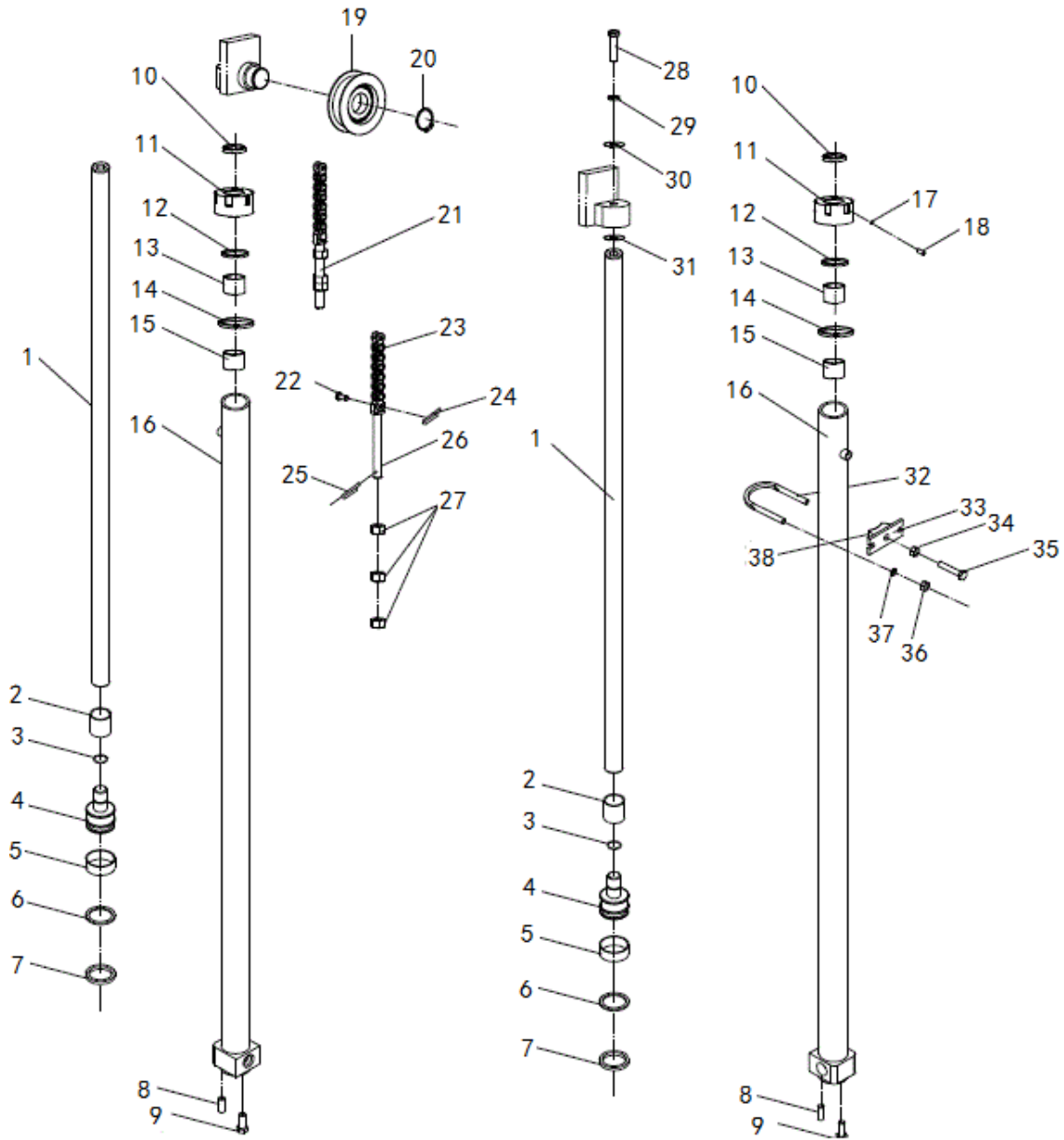


Fig. 67

Fig. 67 Lifting Oil Cylinder (Standard mast 3.5T)

No.	SN	Name	QTY	Remarks
26	3068002070	Chain joint II	2	
27	0000024050	Nut	2	
28	0000023275	Bolt	2	
29	0000025055	Spring washer	2	
30	0000025069	Flat washer	2	
31	3068004001	Adjusting washer	2	
32	3068006001	Fixing ring of oil cylinder	2	
33	3068005001	Fixing base of oil cylinder	2	
34	0000024018	Hexagon nut	4	
35	0000023225	Bolt	2	
36	0000024037	Nut	2	
37	0000025047	Flat washer 10	2	
38	3008018001	Rubber bush	2	

Lifting Oil Cylinder (Standard mast 3.0T)

FE4P30

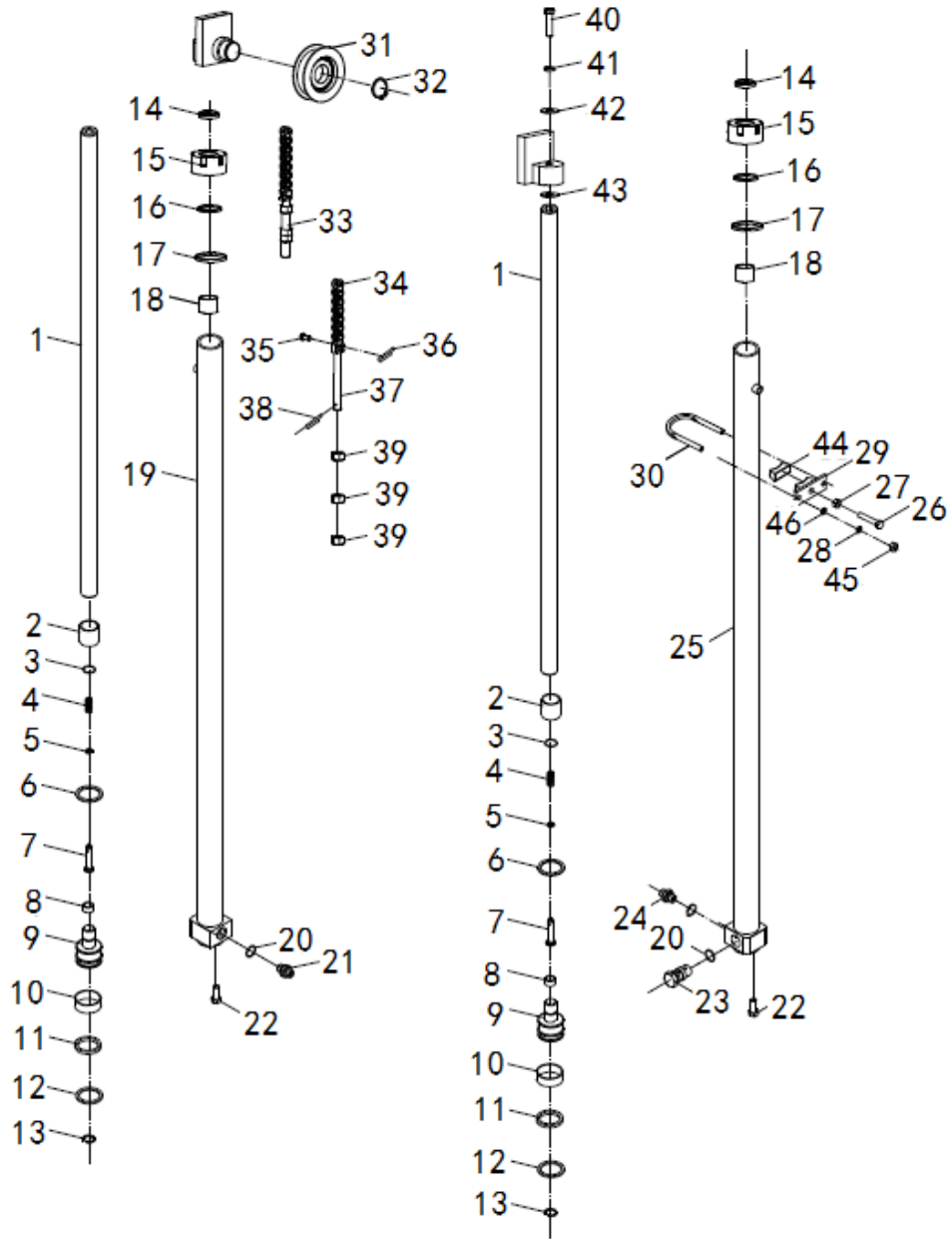


Fig. 68

Fig. 68 Lifting Oil Cylinder (Standard mast 3.0T)

No.	SN	Name	QTY	Remarks
A	3068000002	Left lifting cylinder	1	H=3000mm
	3068000012			H=2000mm
	3068000013			H=2500mm
	3068000014			H=3300mm
	3068000015			H=3500mm
	3068000046			H=3600mm
	3068000016			H=3700mm
	3068000017			H=4000mm
	3068000019			H=4300mm
	3068000020			H=4500mm
	3068000021			H=5000mm
	3068000022			H=5500mm
	3068000023			H=6000mm
	B			3068000003
3068000024		H=2000mm		
3068000025		H=2500mm		
3068000026		H=3300mm		
3068000027		H=3500mm		
3068000028		H=3600mm		
3068000029		H=3700mm		
3068000030		H=4000mm		
3068000031		H=4300mm		
3068000032		H=4500mm		
3068000033		H=5000mm		
3068000034		H=5500mm		
3068000035		H=6000mm		
1		3068007002	Piston rod	1
2	3068002006	Adjusting sleeve	2	
3	0000022071	O ring	2	
4	3068031001	Spring	2	
5	3068002007	Spring base	2	
6	0000026016	Steel wire washer for hole	2	

Lifting Oil Cylinder (3.0T Standard mast)

FE4P30

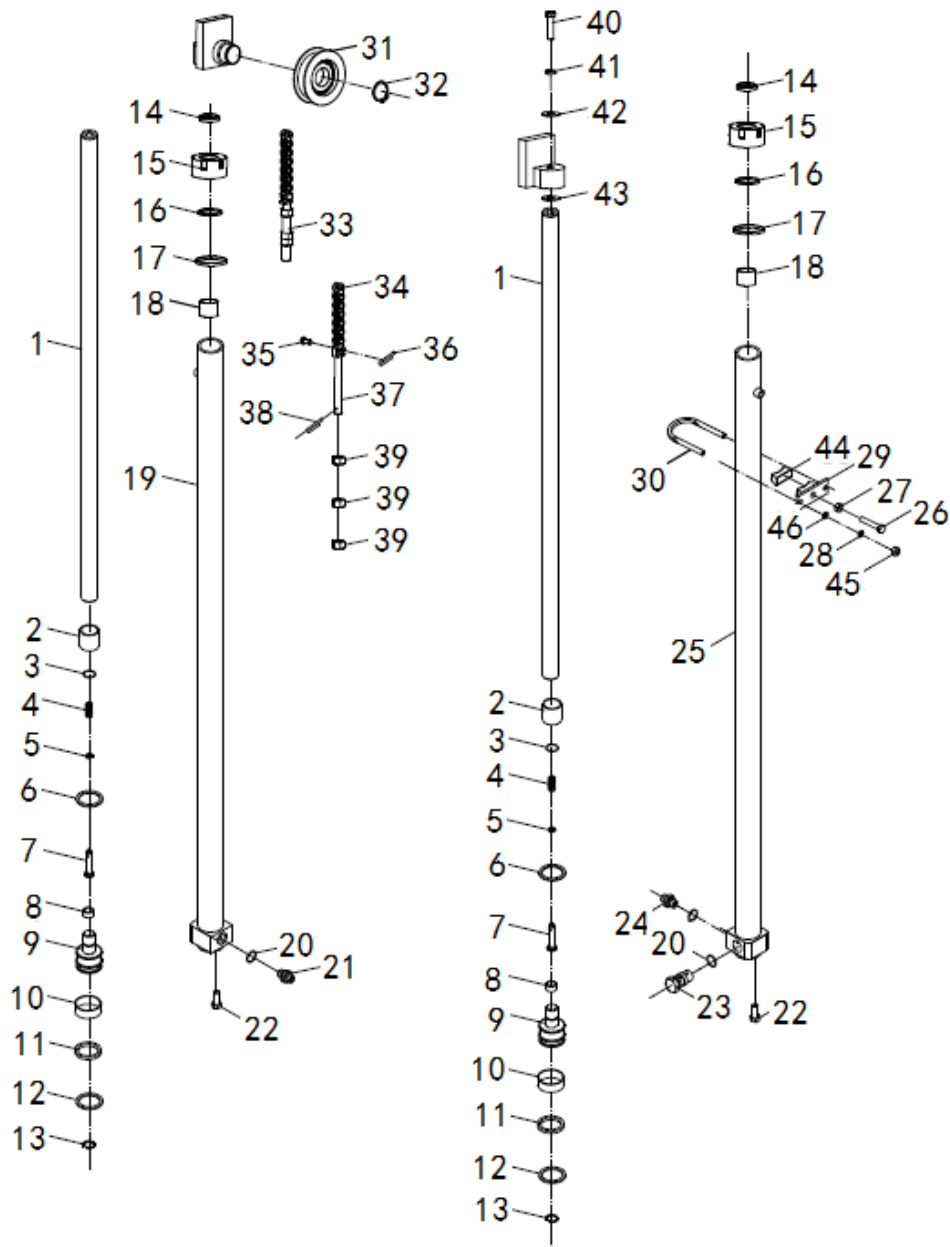


Fig. 68

Fig. 68 Lifting Oil Cylinder (3.0T Standard mast)

No.	SN	Name	QTY	Remarks
7	3068002009	Buffer valve core	2	
8	3068002010	One way valve	2	
9	3068002008	Piston	2	
10	3068022006	Support ring for hole	2	
11	3068019005	Retainer ring	2	
12	3068022005	Hole seal	2	
13	0000026011	Flexible washer with hole	2	
14	3068022008	Dust ring	2	
15	3068002005	End cover	2	
16	3068022007	Shaft seal	2	
17	0000022069	O-ring	2	
18	3068027003	Steel backed bearing	2	
19	3068001008	Left cylinder body	1	
20	0000022056	O-ring	2	
21	3068002011	Shut-off valve	1	
22	0000023329	Bolt	2	
23	3068015001	Governor valve	1	
24	3008002040	Joint	2	
25	3068001009	Right cylinder body	1	
26	0000023225	Bolt	2	
27	0000024037	Nut	4	
28	0000025041	Spring washer	4	
29	3068005001	Fixing base of oil cylinder	2	
30	3068006001	Fixing ring of oil cylinder	2	
31	3068010001	Chain wheel	2	
32	0000026014	Flexible washer for shaft	1	
33	3068006003	Chain joint II	2	
34	0000029105	Chain	2	H=3000mm
	0000029144			H=2000mm
	0000029103			H=2500mm
	0000029108			H=3300mm
	0000029088			H=3500mm

Lifting Oil Cylinder (Standard Mast 3.0T)

FE4P30

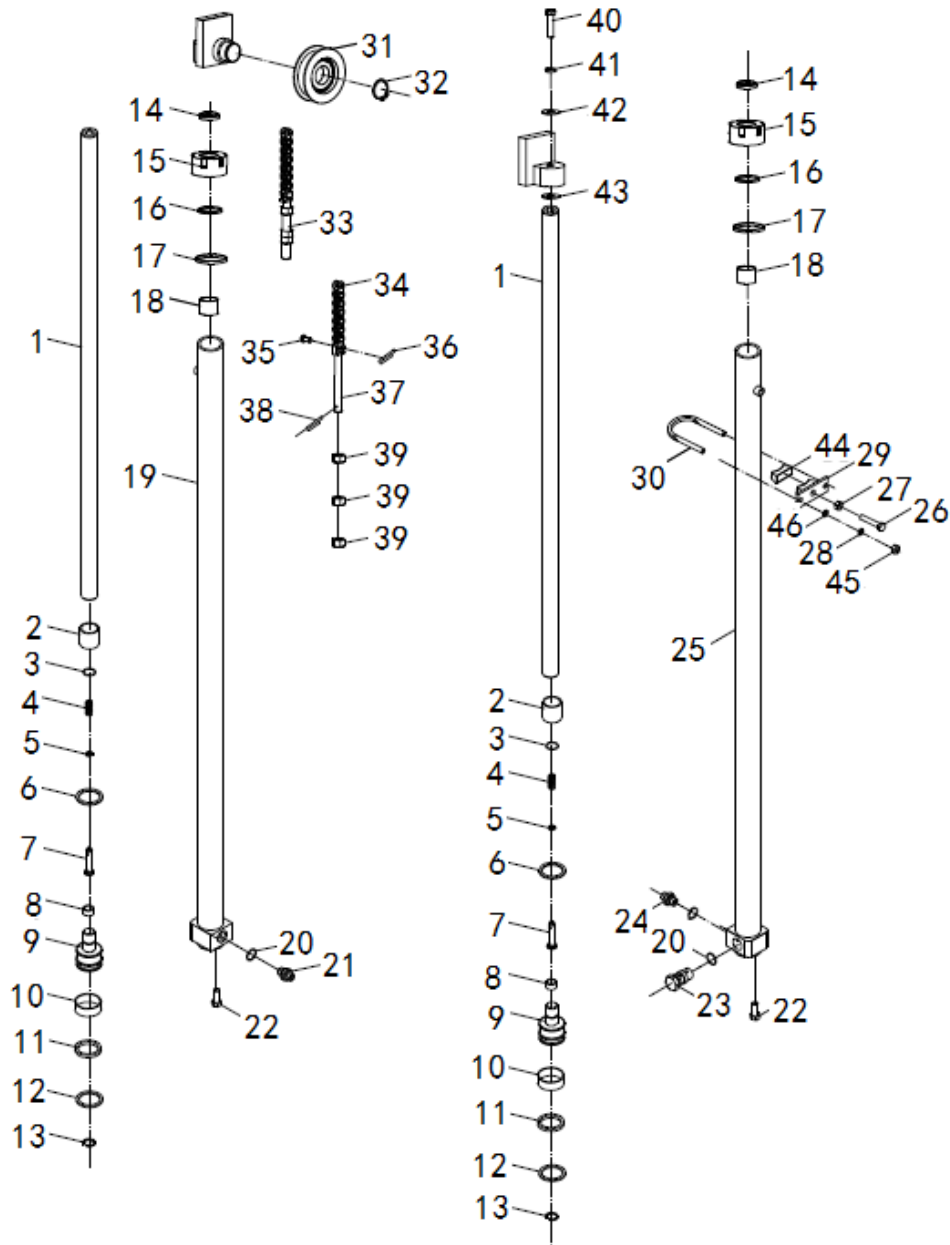


Fig. 68

Fig. 68 Lifting Oil Cylinder (Standard Mast 3.0T)

No.	SN	Name	QTY	Remarks
34	0000029146	Chain	2	H=3600mm
	0000029089			H=3700mm
	0000029188			H=4000mm
	0000029092			H=4300mm
	0000029142			H=4500mm
	0000029189			H=5000mm
	0000029190			H=5500mm
	0000029191			H=6000mm
35	3068002014	Pin roll	2	
36	0000028039	Cotter pin	2	
37	3068006002	Chain joint I	2	
38	0090000014	Cotter pin	2	
39	0000024050	nut	2	
40	0000023275	Bolt	2	
41	0000025055	Spring washer	2	
42	0000025069	Flat washer	2	
43	3068004001	Adjustment Washer	2	
44	3008018001	Rubber bush	2	
45	0000024018	Nut	2	
46	0000025047	Flat washer	4	

Lifting Oil Cylinder (2.0, 2.5T Standard Mast)

FE4P20, 25

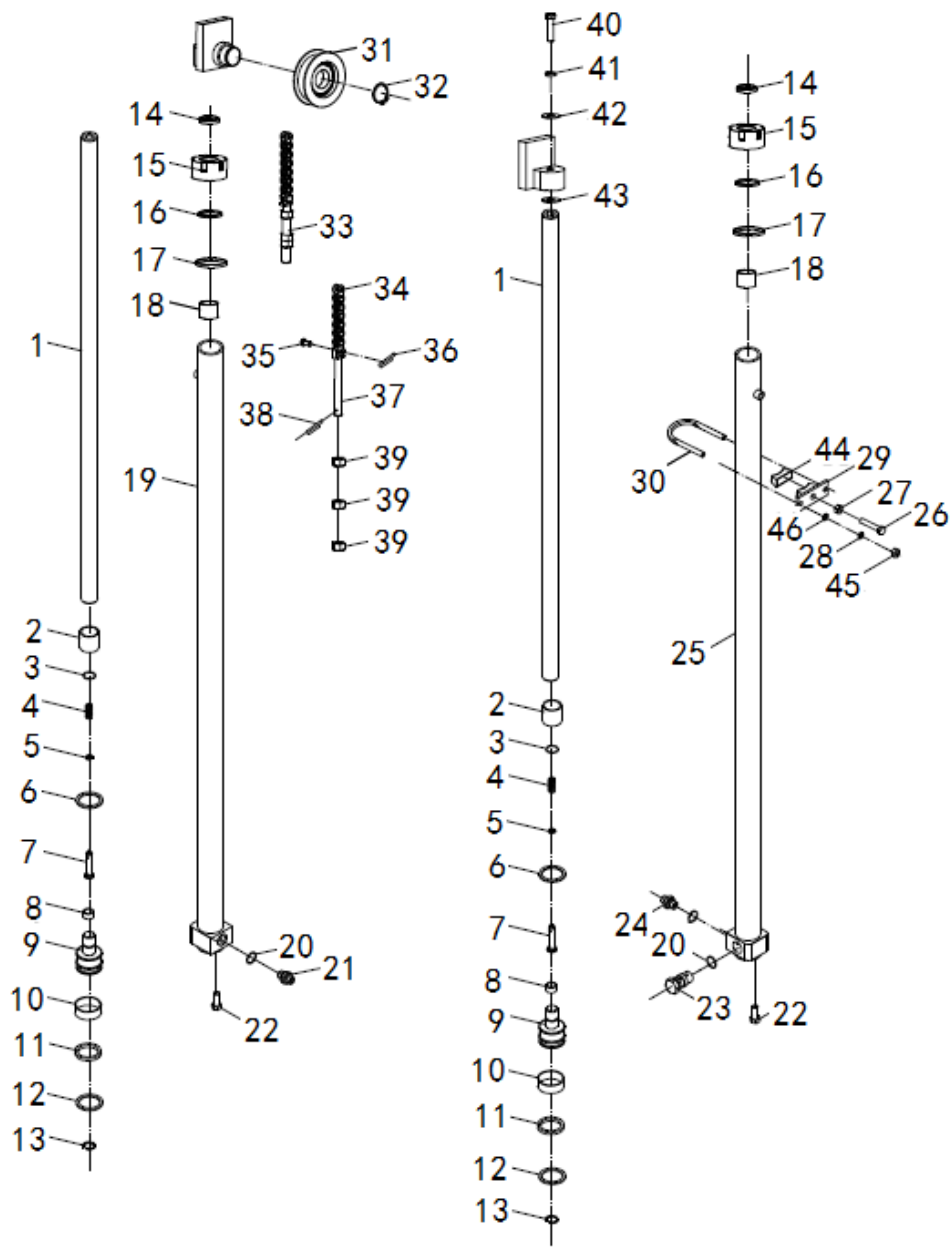


Fig. 69

Fig. 69 Lifting Oil Cylinder (2.0, 2.5T Standard Mast)

No.	SN	Name	QTY	Remarks
A	3068000097	Left lifting cylinder	1	H=3000mm
	3068000115		1	H=2000mm
	3068000116		1	H=2500mm
	3068000117		1	H=3300mm
	3068000118		1	H=3500mm
	3068000119		1	H=3600mm
	3068000126		1	H=3700mm
	3068000120		1	H=4000mm
	3068000121		1	H=4300mm
	3068000122		1	H=4500mm
	3068000123		1	H=5000mm
	3068000124		1	H=5500mm
	3068000125		1	H=6000mm
	B		3068000098	Right lifting cylinder
3068000128		1	H=2000mm	
3068000129		1	H=2500mm	
3068000130		1	H=3300mm	
3068000131		1	H=3500mm	
3068000132		1	H=3600mm	
3068000133		1	H=3700mm	
3068000134		1	H=4000mm	
3068000135		1	H=4300mm	
3068000143		1	H=4500mm	
3068000136		1	H=5000mm	
3068000137		1	H=5500mm	
3068000138		1	H=6000mm	
1	3068007008	Piston rod	2	
2	3068002039	Adjusting sleeve	2	
3	0000022100	O-ring	2	
4	3068031004	Spring	2	
5	3068002040	Base of spring	2	
6	0090000060	Retaining ring for hole	2	

Lifting Cylinder (2.0, 2.5T Standard mast)

FE4P20, 25

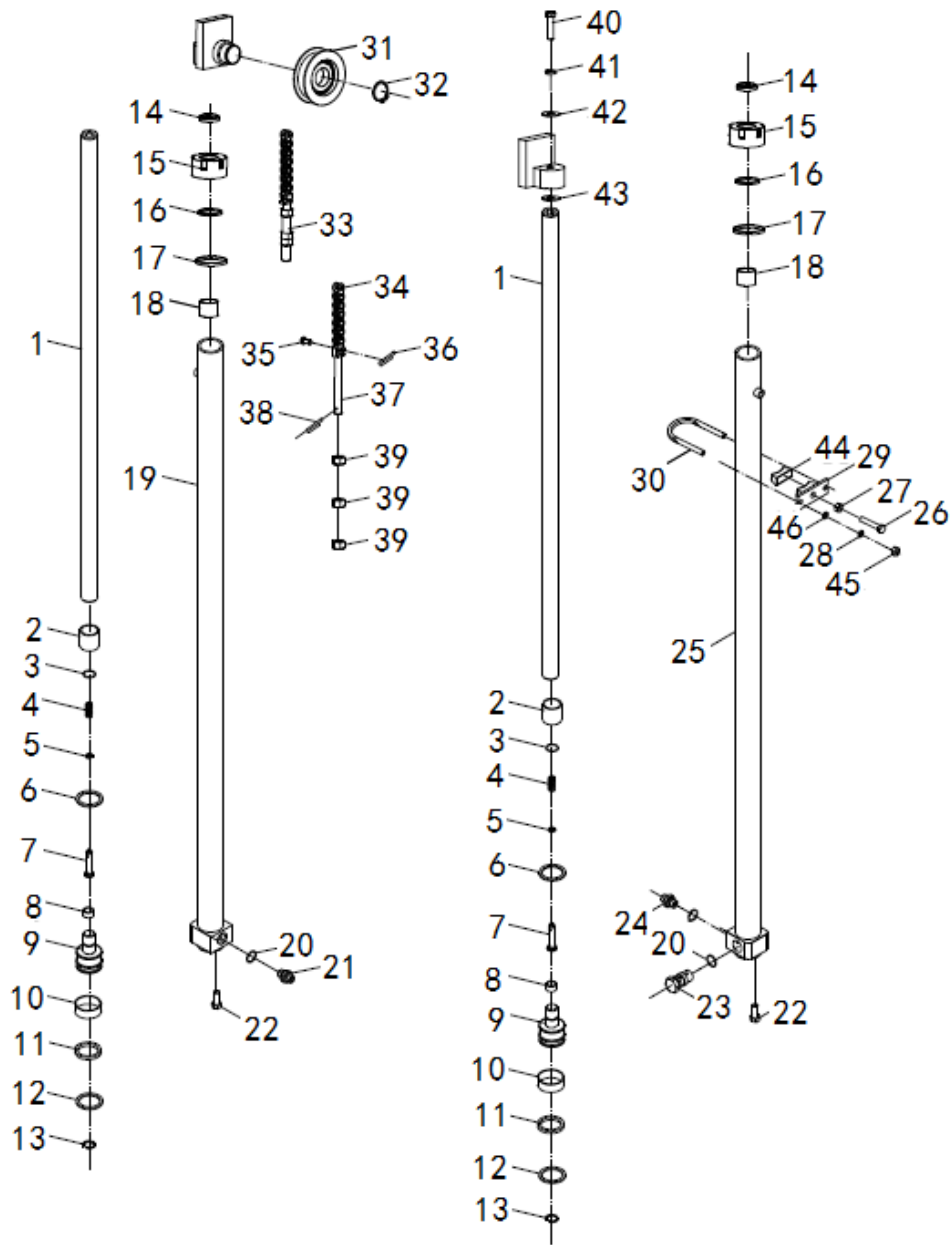


Fig. 69

Fig. 69 Lifting Cylinder (2.0, 2.5T Standard mast)

No.	SN	Name	QTY	Remarks
7	3068002042	Buffer valve core	2	
8	3068002043	One-way valve	2	
9	3068002041	Piston	2	
10	3068019015	Support ring for hole	2	
11	3068019014	Retaining ring	2	
12	3068019013	Hole seal	2	
13	0000026011	Retaining ring for shaft	2	
14	3068022012	Dust ring	2	
15	3068002038	Cover of cylinder	2	
16	3068019016	Shaft seal	2	
17	0000022073	O-ring	2	
18	3068002045	Steel backed bearing	2	
19	3068001156	Left cylinder body	1	
20	0000022056	O-ring	2	
21	3068002044	Shut-off valve	1	
22	0000023134	Bolt	2	
23	3068002046	Governor valve	1	
24	3008002040	Joint	2	
25	3068001157	Right cylinder body	1	
26	0000023225	Bolt	2	
27	0000024037	Nut	4	
28	0000025041	Spring washer 10	4	
29	3068005001	Fixing base of oil cylinder	2	
30	3068006001	Fixing ring of oil cylinder	2	
31	3068010001	Chain wheel	2	
32	0000026014	Flesible washer for shaft	1	
33	3068006003	Chain joint II	2	

Lifting Cylinder (2.0, 2.5T Standard mast)

FE4P20, 25

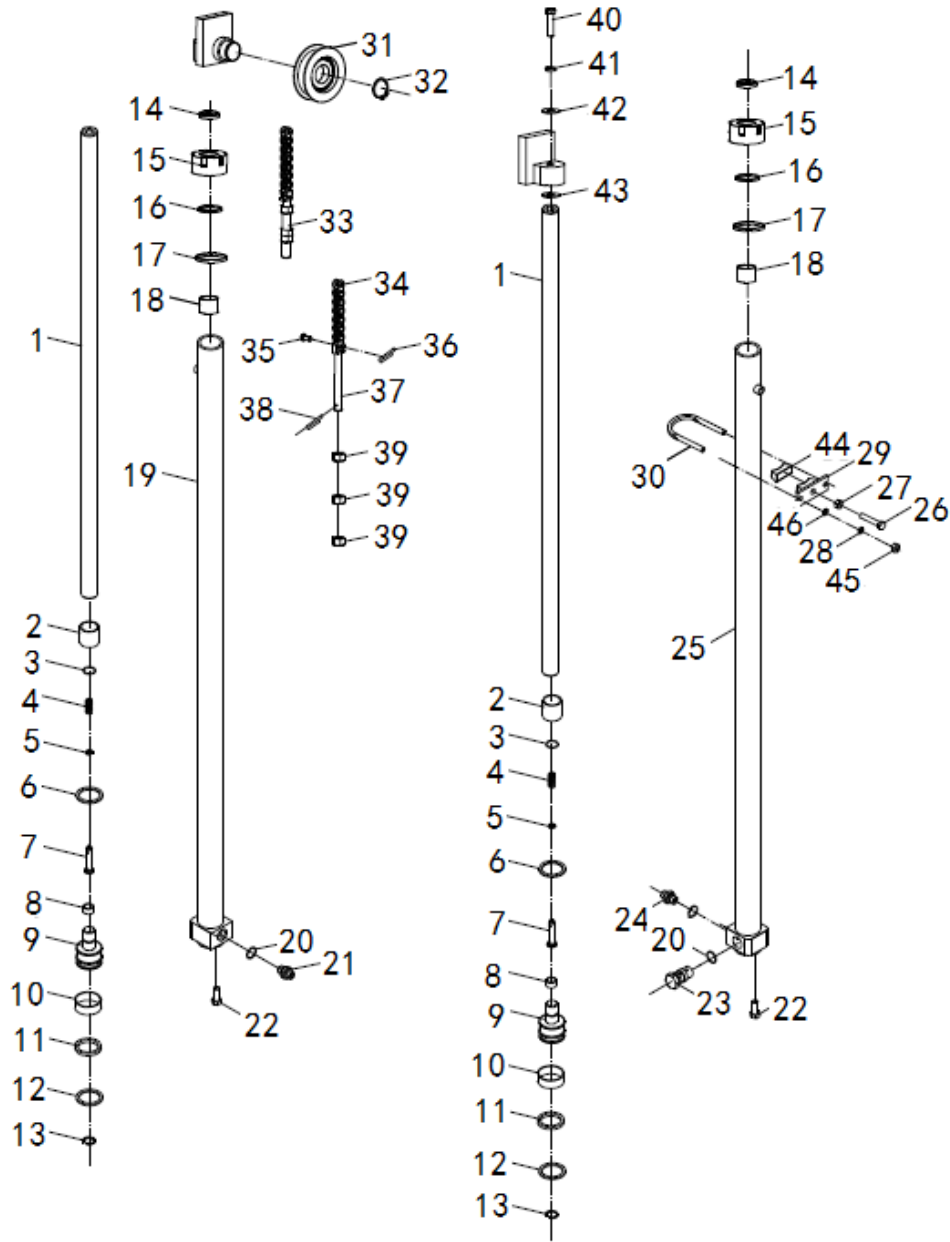


Fig. 69

Fig. 69 Lifting Cylinder (2.0, 2.5T Standard mast)

No.	SN	Name	QTY	Remarks
34	0000029105	Chain	2	H=3000mm
	0000029144			H=2000mm
	0000029103			H=2500mm
	0000029108			H=3300mm
	0000029088			H=3500mm
	0000029146			H=3600mm
	0000029089			H=3700mm
	0000029188			H=4000mm
	0000029092			H=4300mm
	0000029142			H=4500mm
	0000029189			H=5000mm
	0000029190			H=5500mm
	0000029191			H=6000mm
	35			3068002014
36	0000028039	Split pin	2	
37	3068006002	Chain joint i	2	
38	0090000014	Split pin	2	
39	0000024050	Nut	2	
40	0000023275	Bolt	2	
41	0000025055	Spring washer	2	
42	0000025069	Flat washer	2	
43	3068004001	Washer	2	
44	3008018001	Rubber bush	2	
45	0000025047	Flat washer	4	
46	0000024018	Nut	2	

Short Lifting/Lowering Cylinder (3.5T2-stage full free)

FE4P35,

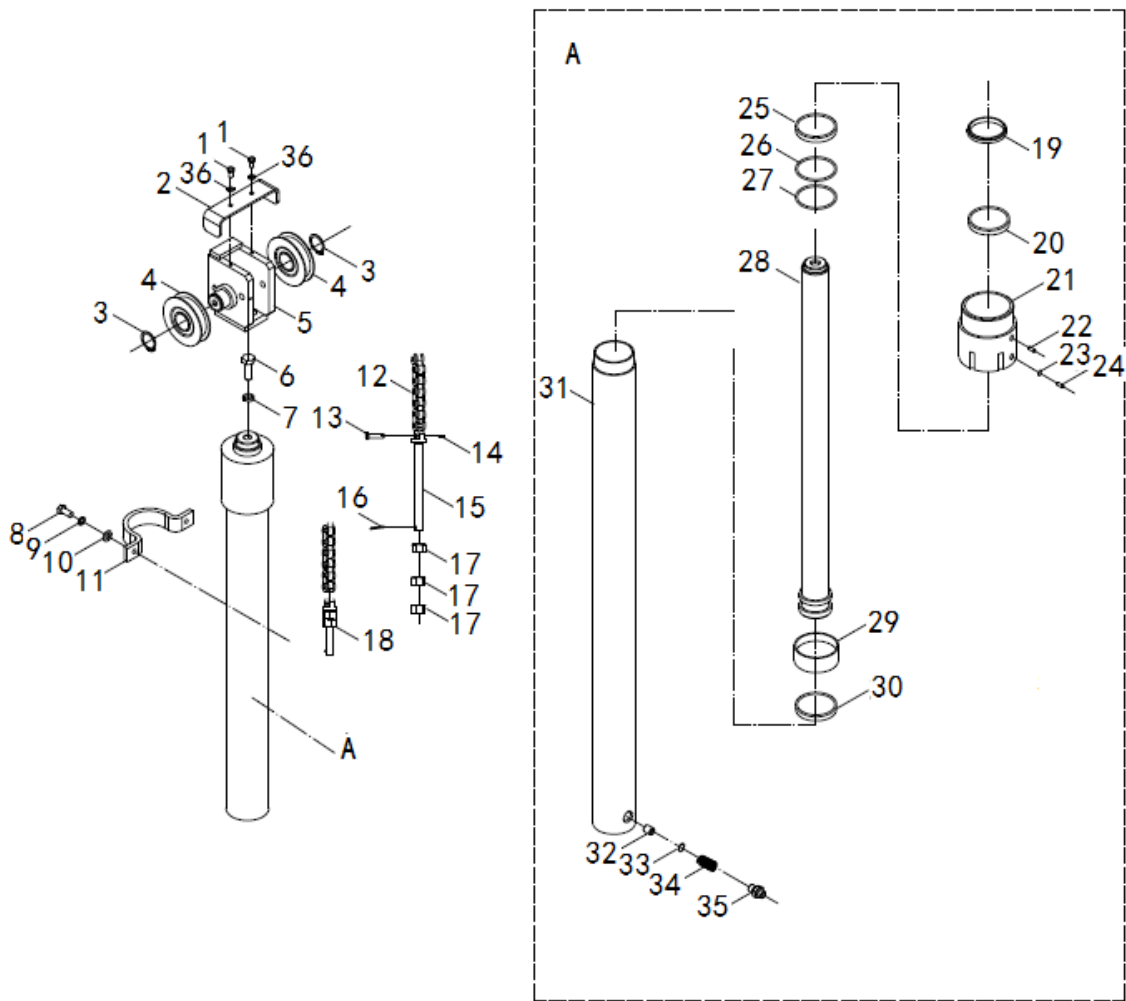


Fig. 70

Fig.70 Short Lifting/Lowering Cylinder (3. 5T2-stage full free)

No.	SN	Name	QTY	Remarks
A	3068000260	Short lifting/lowering cylinder	1	H=3000mm
	3068000261			H=2000mm
	3068000262			H=2500mm
	3068000263			H=3300mm
	3068000264			H=3500mm
	3068000265			H=3600mm
	3068000266			H=3700mm
	3068000267			H=4000mm
	3068000268			H=4300mm
	3068000268			H=4500mm
	3068000270			H=5000mm
	3068000271			H=5500mm
	3068000272			H=6000mm
	1			0000023230
2	3068002063	Chair bar plate	1	
3	0000026049	Flesible washer for shaft	2	
4	3068000331	Chain wheel	2	
5	3068001326	Chain wheel frame body	1	
6	0000023447	Screw	1	
7	0000025059	Spring washer 16	1	
8	0000023263	Bolt	1	
9	0000025041	Spring washer	2	
10	0000025047	Flat washer	2	
11	3068004003	Anchor ear of oil cylinder	2	
12	0000029165	Chain	2	H=3000mm
	0000029176			H=2000mm
	0000029177			H=2500mm
	0000029149			H=3300mm
	0000029166			H=3500mm
	0000029166			H=3600mm
	0000029166			H=3700mm
	0000029150			H=4000mm

Fig.62 Short Lifting/Lowering Cylinder (3.5T2-stage full free)

FE4P35

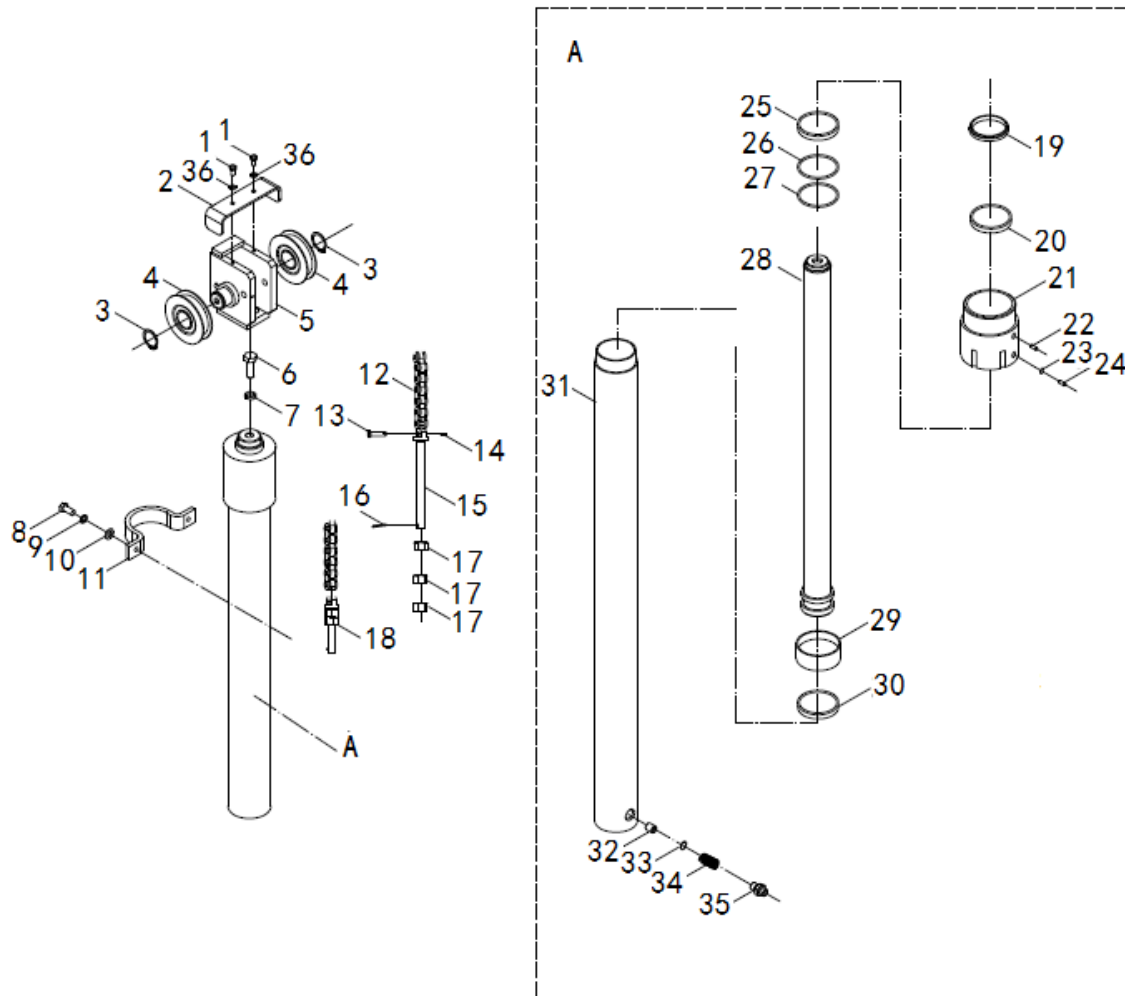


Fig. 70

Fig.70 Short Lifting/Lowering Cylinder (3. 5T2-stage full free)

No.	SN	Name	QTY	Remarks
	0000029172	Chain	2	H=4300mm
	0000029170			H=4500mm
	0000029151			H=5000mm
	0000029173			H=5500mm
	0000029153			H=6000mm
13	3068002069	Pin roll	2	
14	0000028039	Split pin	2	
15	3068002070	Chain joint II	2	
16	9000000014	Split pin	2	
17	0000024131	nut	10	
18	3068002068	Chain joint I I	1	
19	3068022025	Dust-proof ring of frame	1	
20	3068022026	Retainer ring	1	
21	3068005004	Cylinder cover	1	
22	0090000193	screw	1	
23	0000022026	Combination sealing washer	1	
24	3068002075	Put the air blocking	2	
25	3068022027	Shaft seal	1	
26	0000022135	O-ring	1	
27	0000022136	O-ring	1	
28	3068001342	Piston rod	1	
29	3068022029	Supporting ring for hole	1	
30	3068022030	Sealing ring	1	
31	3068001341	Cylinder body	1	
32	3068002081	Buffer valve core	1	
33	0000025112	Cpmbination sealing washer	1	
34	3068031009	Spring	1	
35	3068002010	Straight tube joint	1	
36	0000025046	Spring washer	2	

Short Lifting/Lowering Cylinder (3.0T 2-stage full free)

FE4P30

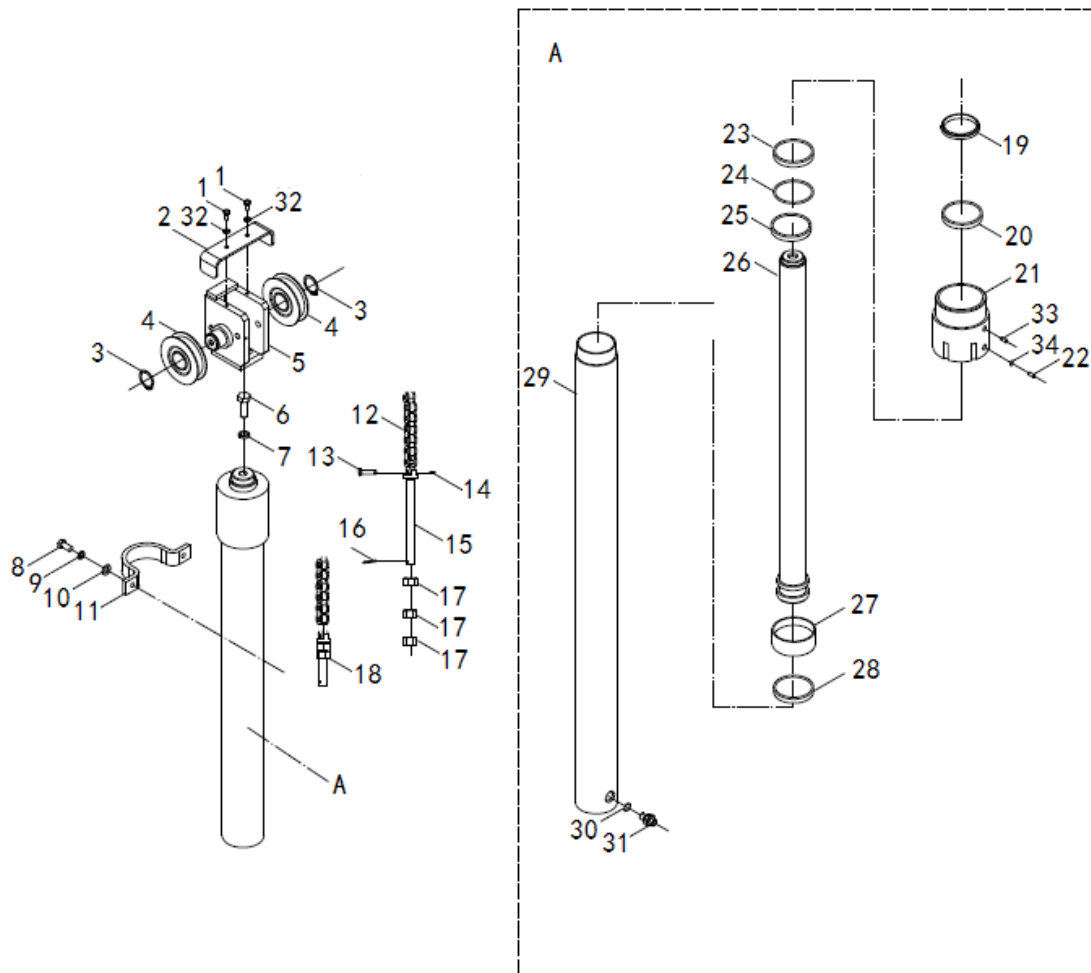


Fig. 71

Fig.71 Short Lifting/Lowering Cylinder (3.0T2-stage full free)

No.	SN	Name	QTY	Remarks
A	3068000039	Short lifting/lowering cylinder	2	H=3000mm
	3068000047			H=2000mm
	3068000048			H=2500mm
	3068000049			H=3300mm
	3068000050			H=3500mm
	3068000051			H=3600mm
	3068000051			H=3700mm
	3068000052			H=4000mm
	3068000053			H=4300mm
	3068000054			H=4500mm
	3068000055			H=5000mm
	3068000056			H=5500mm
	3068000057			H=6000mm
	1			0000023230
2	3008004008	Chair bar plate	2	
3	0000026014	Flesible washer for shaft	1	
4	3068010001	Chain wheel	2	
5	3008001033	Chain wheel frame body	2	
6	0000023683	Screw	2	
7	0000025059	Spring washer	2	
8	0000023263	Bolt	2	
9	0000025041	Spring washer	2	
10	0000025047	Flat washer	2	
11	3068004003	Anchor ear of oil cylinder	2	
12	0000029098	Chain	2	H=3000mm
	0000029099			H=2000mm
	0000029100			H=2500mm
	0000029101			H=3300mm
	0000029102			H=3500mm
	0000029102			H=3600mm
	0000029102			H=3700mm
	0000029145			H=4000mm

Short Lifting/Lowering Cylinder (3.0T 2-stage Full Free)

FE4P30

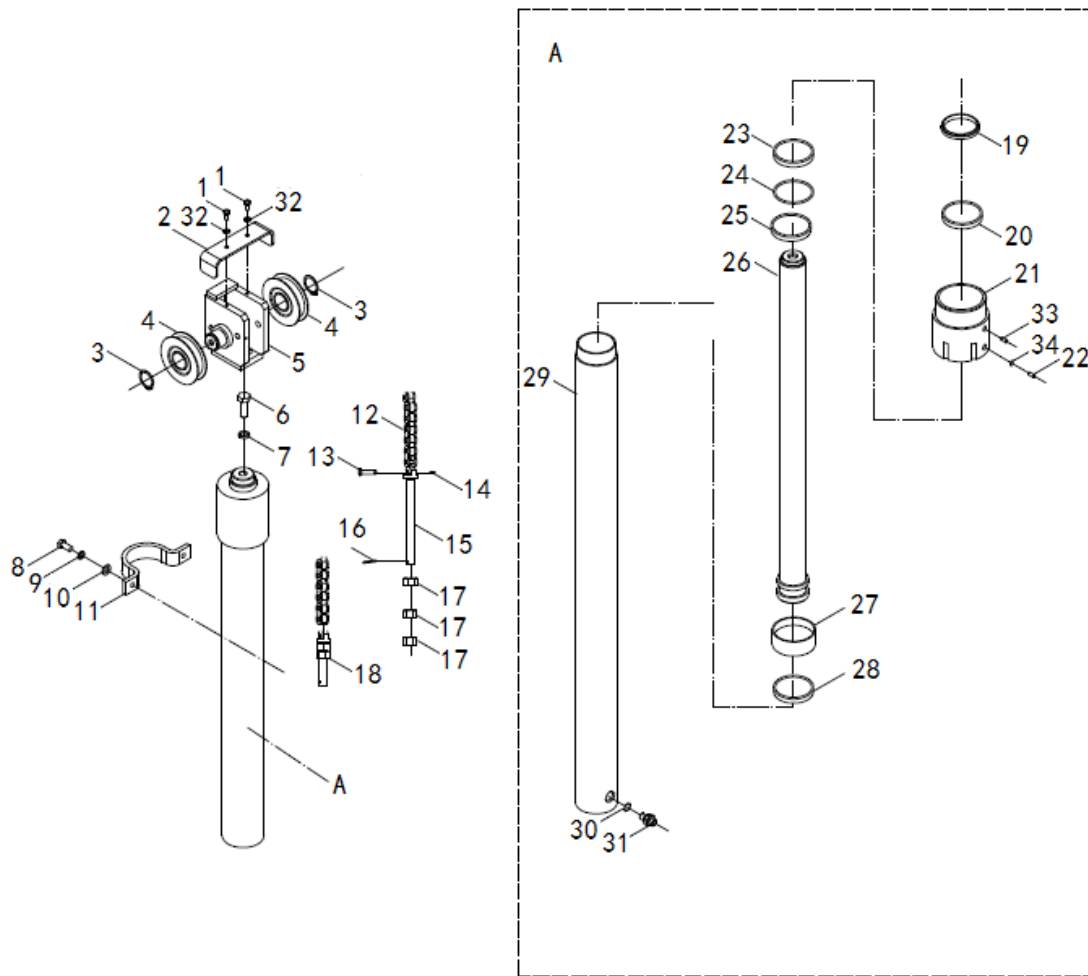


Fig. 71

Fig. 71 Short Lifting/Lowering Cylinder (3.0T 2-stage Full Free)

No.	SN	Name	QTY	Remarks
	0000029086	Chain	2	H=4300mm
	0000029112			H=4500mm
	0000029108			H=5000mm
	0000029106			H=5500mm
	0000029090			H=6000mm
13	3068002014	Pin roll	1	
14	0000028039	Split pin	1	
15	3068006003	Chain joint II	1	
16	90000014	Split pin	1	
17	0000024050	nut	1	
18	3068006002	Chain joint I	1	
19	3068022009	Dust-proof ring of frame	1	
20	3068019006	Retainer ring	1	
21	3068002026	Front cylinder cover	1	
22	0090000193	screw	1	
23	3068019007	Shaft seal	1	
24	0000022072	O-ring	1	
25	3068022010	Retainer ring	1	
26	3068001129	Front cylinder body	1	
27	3068027004	Steel backed bearing	1	
28	3068019008	Supporting ring for hole	1	
29	3068001130	Piston rod	1	
30	0000022056	O-ring	1	
31	3068002027	Joint of shut-off valve	1	
32	0000025046	Spring washer	2	
34	3068002075	Put the air blocking	1	
35	0000022026	Combination sealing washer	1	

Short Lifting/Lowering (2.0, 2.5T 2-stage full free)

FE4P18, 20, 25

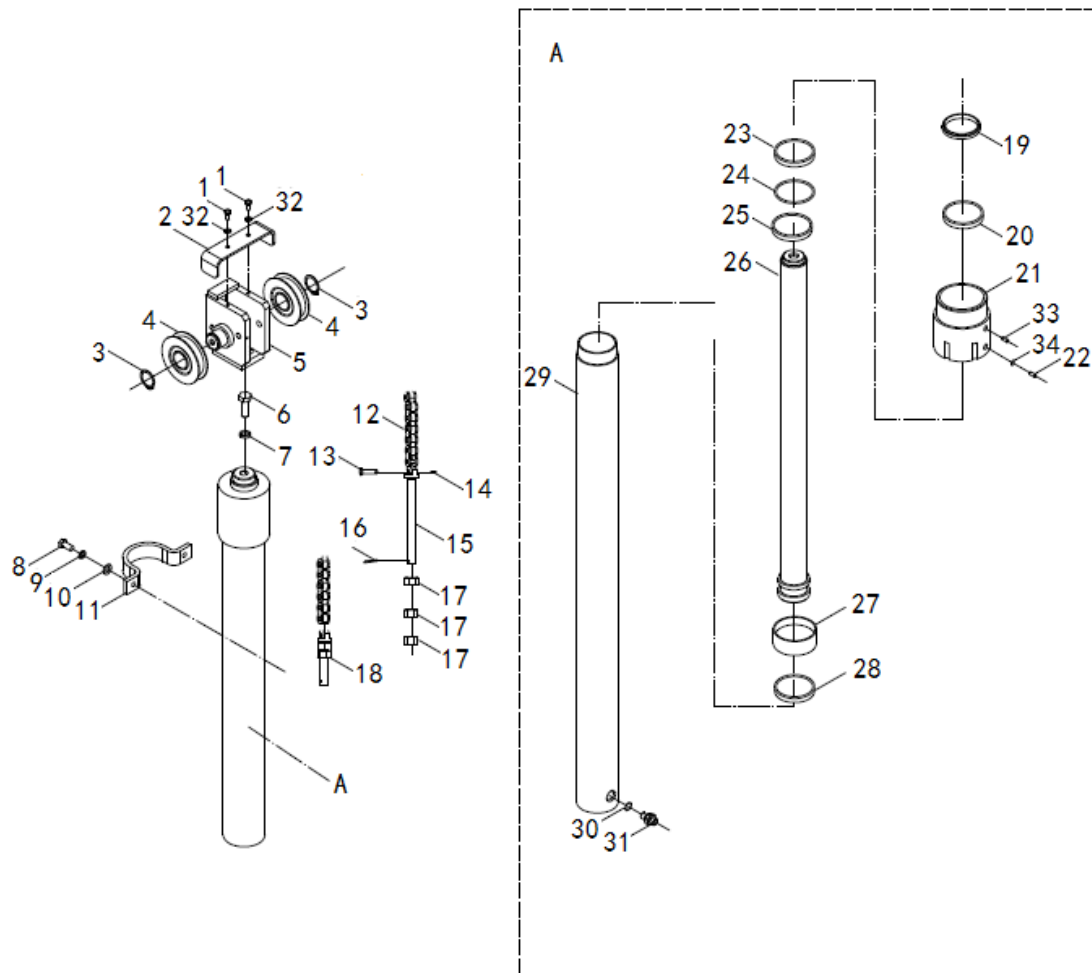


Fig. 72

Fig. 72 Short Lifting/Lowering (2.0, 2.5T 2-stage full free)

No.	SN	Name	QTY	Remarks
A	3068000102	Short lifting/lowering cylinder	1	H=3000mm
	3068000168			H=2000mm
	3068000169			H=2500mm
	3068000170			H=3300mm
	3068000171			H=3500mm
	3068000172			H=3600mm
	3068000172			H=3700mm
	3068000173			H=4000mm
	3068000174			H=4300mm
	3068000175			H=4500mm
	3068000176			H=5000mm
	3068000177			H=5500mm
	3068000178			H=6000mm
	1			0000023230
2	3008004008	Chair bar plate	1	
3	0000026014	Flexible washer for shaft	2	
4	3068010001	Chain wheel	2	
5	3008001033	Chain wheel frame body	1	
6	0000023683	Screw	1	
7	0000025059	Spring washer	1	
8	0000023263	Bolt	2	
9	0000025041	Spring washer	2	
10	0000025047	Flat washer	2	
11	3068004003	Anchor ear of oil cylinder	1	
12	0000029098	Chain	2	H=3000mm
	0000029099			H=2000mm
	0000029100			H=2500mm
	0000029101			H=3300mm
	0000029102			H=3500mm
	0000029102			H=3600mm
	0000029102			H=3700mm
	0000029145			H=4000mm

Short Lifting/Lowering Cylinder (2.0, 2.5T 2-stage Fullfree)

FE4P20, 25

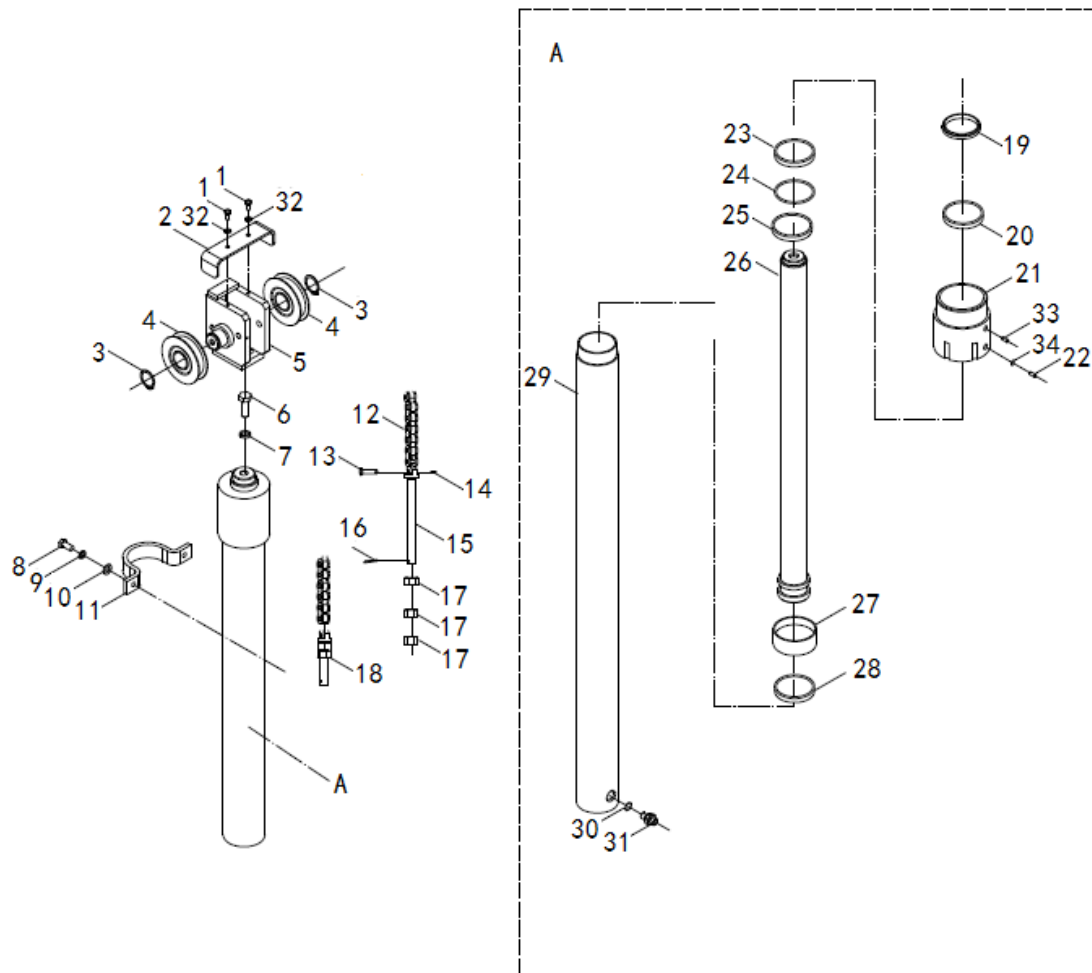


Fig. 72

Fig. 72 Short Lifting/Lowering Cylinder (2.0, 2.5T 2-stage Full free)

No.	SN	Name	QTY	Remarks
12	0000029086	Chain	2	H=4300mm
	0000029112			H=4500mm
	0000029108			H=5000mm
	0000029106			H=5500mm
	0000029090			H=6000mm
13	3068002014	Pin roll	4	
14	0000028039	Split pin	12	
15	3068006003	Chain joint II	1	
16	9000000014	Split pin	1	
17	0000024050	Nut	1	
18	3068006002	Chain joint I	1	
19	3068022014	Dust-proof ring of frame	1	
20	3068022015	Retainer ring	1	
21	3068002055	Front cylinder cover	1	
22	0090000193	Screw	1	
23	3068022016	Shaft seal	1	
24	0000022102	O-ring	1	
25	3068022017	Retainer ring	1	
26	3068001150	Front cylinder body	1	
27	3068027007	Steel backed bearing	1	
28	3068019020	Supporting ring for hole	1	
29	3068001151	Posion	1	
30	0000022056	O -ring	1	
31	3068002056	Joint of shut-off valve	1	
32	0000025046	Spring washer	2	
34	3068002075	Put the air blocking	1	
35	0000022026	Combination sealing washer	1	

Lifting Cylinder (3.5T 2-level Full Free)

FE4P35

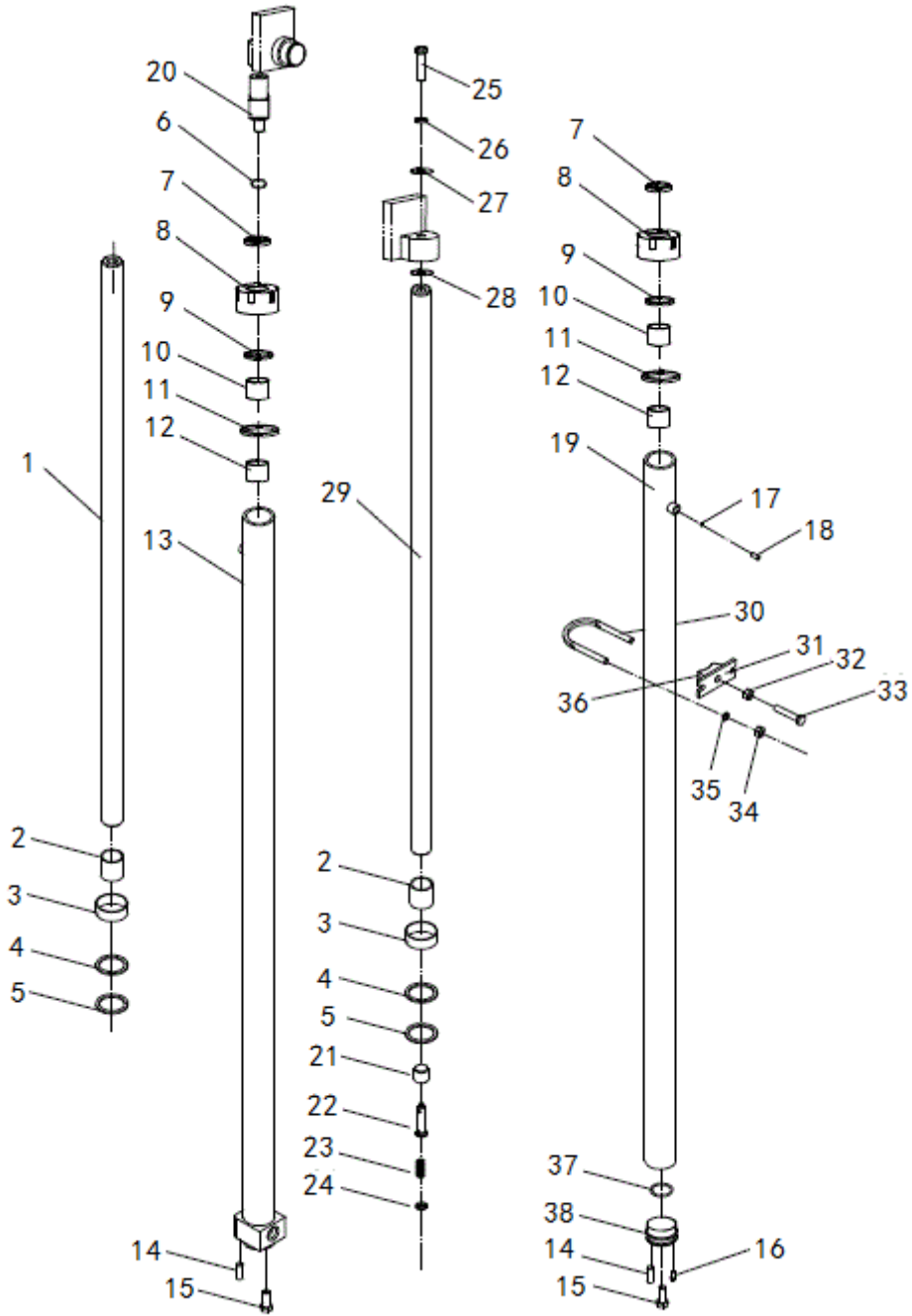


Fig. 73

Fig. 73 Lifting Cylinder (3.5T 2-level Full Free)

No.	SN	Name	QTY	Remarks
A	3068000224	Left lifting cylinder	1	H=3000mm
	3068000225			H=2000mm
	3068000226			H=2500mm
	3068000227			H=3300mm
	3068000228			H=3500mm
	3068000229			H=3600mm
	3068000230			H=3700mm
	3068000231			H=4000mm
	3068000232			H=4300mm
	3068000233			H=4500mm
	3068000234			H=5000mm
	3068000235			H=5500mm
	3068000236			H=6000mm
	B			3068000237
3068000238		H=2000mm		
3068000239		H=2500mm		
3068000240		H=3300mm		
3068000241		H=3500mm		
3068000242		H=3600mm		
3068000243		H=3700mm		
3068000244		H=4000mm		
3068000245		H=4300mm		
3068000246		H=4500mm		
3068000247		H=5000mm		
3068000248	H=5500mm			
3068000249	H=6000mm			
1	3068001337	Left piston rod	1	
2	3068027005	Steel backed bearing	2	
3	3068022029	Supporting ring	2	
4	0000022134	O ring	4	
5	3068022024	Supporting ring	2	
6	0000022074	O ring	2	

Lifting Cylinder (3.5T 2-level Full Free)

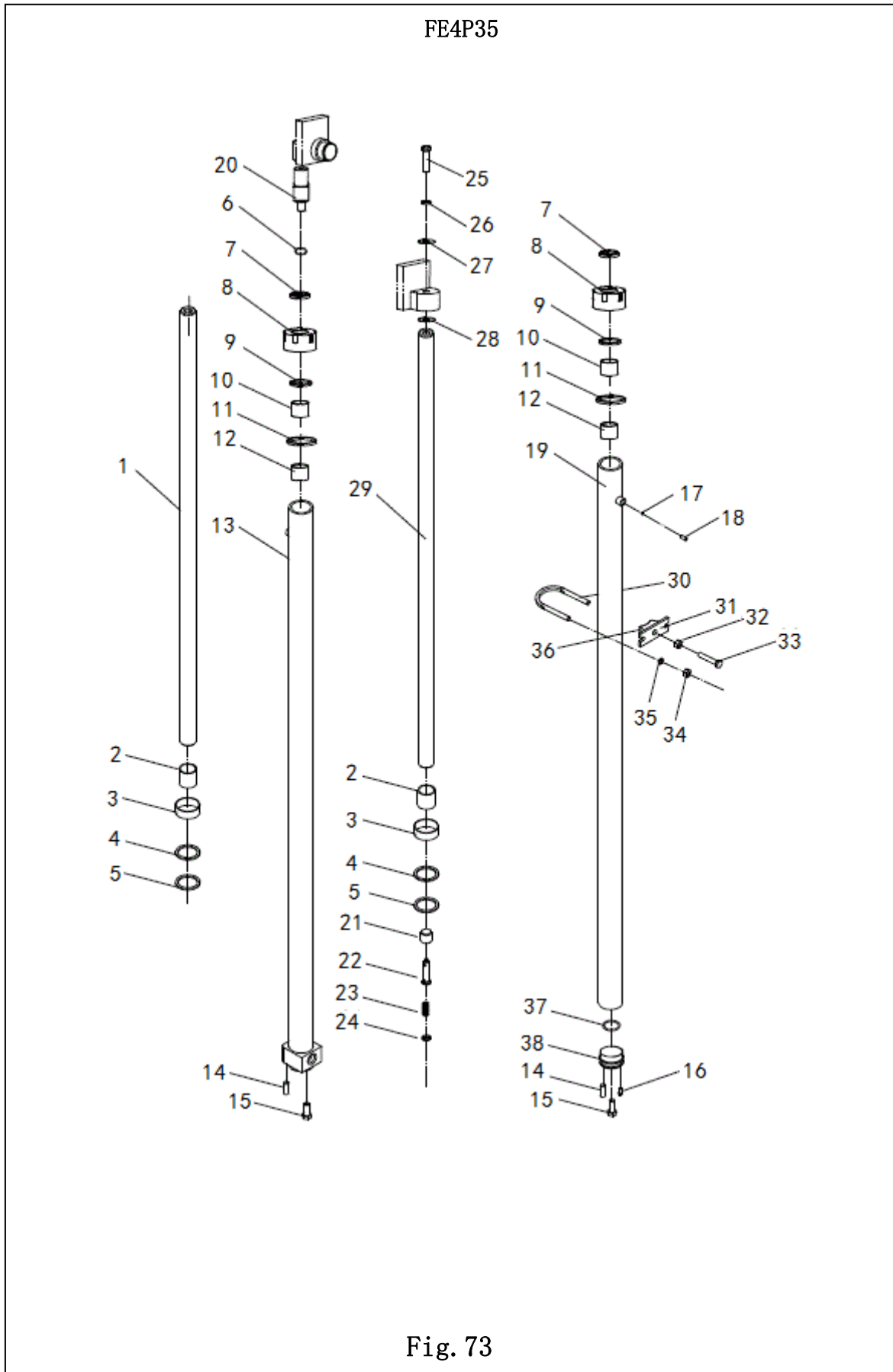


Fig. 73

Fig73 Lifting Cylinder (3.5T 2-level Full Free)

No.	SN	Name	QTY	Remarks
7	3068022011	Dust proof ring	2	
8	3068005003	Cylinder cover	2	
9	3068022023	Retainer ring	2	
10	3068019009	Retainer ring	2	
11	3068019010	Shaft seal	2	
12	3068002074	Guide sleeve	2	
13	3068001338	Left cylinder body	1	
14	0000028096	Cylindrical pin	6	
15	0000023447	Bolt	2	
16	0000023144	Screw	1	
17	0000022026	Combination sealing washer	2	
18	3068002075	Put the air blocking	2	
19	3068001340	Right cylinder body	1	
20	3007602007	Joint	1	
21	3068002077	The seat	1	
22	3068002078	Buffer valve core	1	
23	3068031008	Spring	1	
24	3068002079	Buffer cover	1	
25	0000023275	Bolt	2	
26	0000025043	Spring washer	2	
27	0000025049	Flat washer	2	
28	3068004001	Adjustment pad	2	
29	3068001339	Right piston rod	1	
30	3068006001	Fixing ring of oil cylinder	2	
31	3068005001	Fixing base of oil cylinder	2	
32	0000024018	Hexagon nut	6	
33	0000023225	Bolt	2	
34	0000024037	Hexagon nut	4	
35	0000025041	Flat washer	4	
36	3008018001	Rubber cover	2	
37	0000022074	O-ring	1	
38	3068002080	Bottom cover	1	

Lifting Cylinder (3.0T 2-level Full Free)

FE4P30

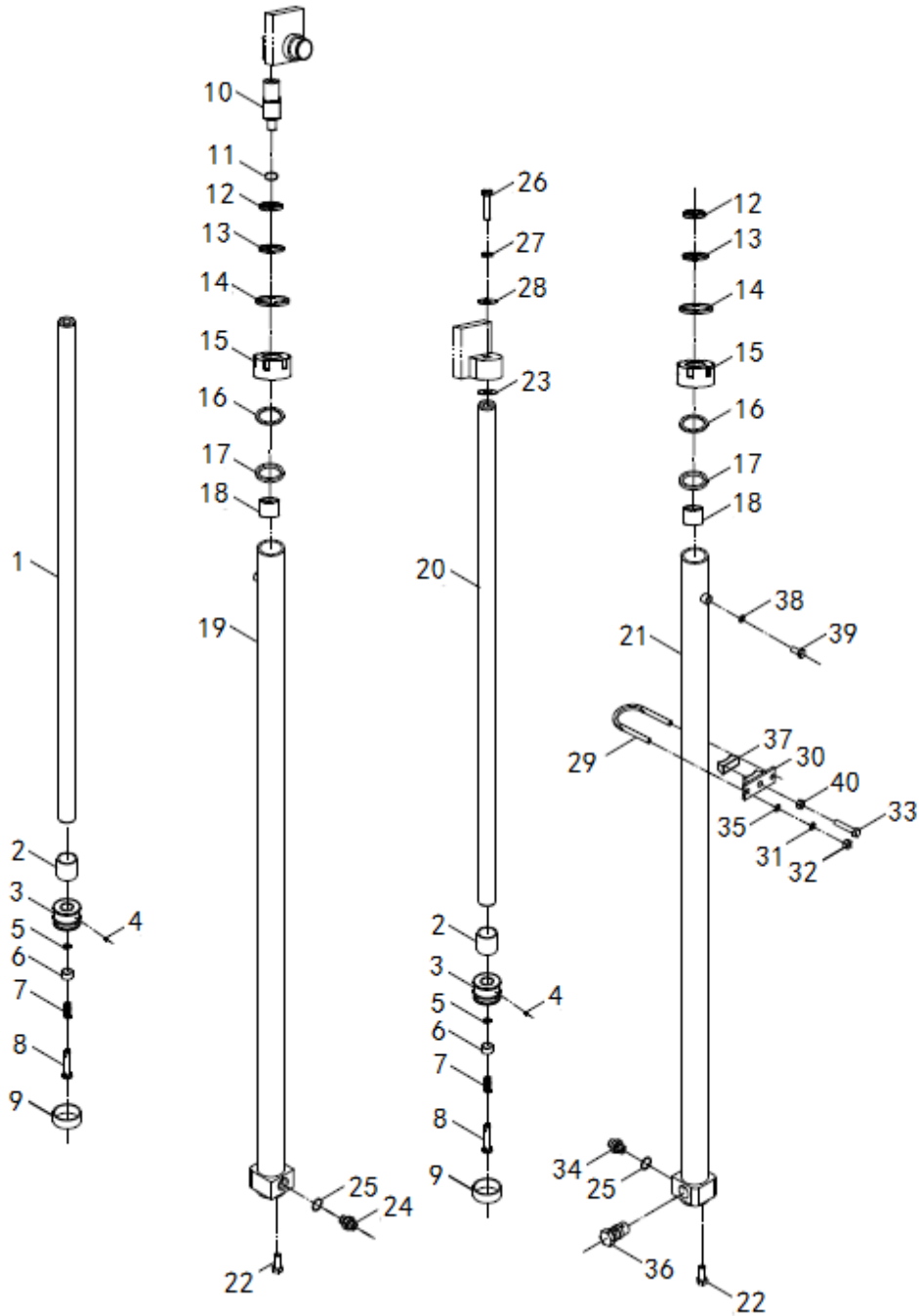


Fig. 74

Fig. 74 Lifting Cylinder (3.0T 2-level Full Free)

No.	SN	Name	QTY	Remarks
A	3068000036	Left lifting cylinder	1	H=3000mm
	3068000058			H=2000mm
	3068000059			H=2500mm
	3068000060			H=3300mm
	3068000061			H=3500mm
	3068000062			H=3600mm
	3068000063			H=3700mm
	3068000064			H=4000mm
	3068000065			H=4300mm
	3068000066			H=4500mm
	3068000067			H=5000mm
	3068000068			H=5500mm
	3068000069			H=6000mm
	B			3068000037
3068000070		H=2000mm		
3068000071		H=2500mm		
3068000072		H=3300mm		
3068000073		H=3500mm		
3068000074		H=3600mm		
3068000075		H=3700mm		
3068000076		H=4000mm		
3068000077		H=4300mm		
3068000078		H=4500mm		
3068000079		H=5000mm		
3068000080		H=5500mm		
3068000081		H=6000mm		
1		3068007003	Left piston rod	1
2	3068002030	Adjusting sleeve	2	
3	3068002031	Piston	2	
4	0000023150	Screws	4	
5	0000026030	Steel wire washer for hole	2	
6	3068002032	Check valve	2	
7	3068031003	Spring	2	

Lifting Cylinder (3.0T 2-stage Full Free)

FE4P30

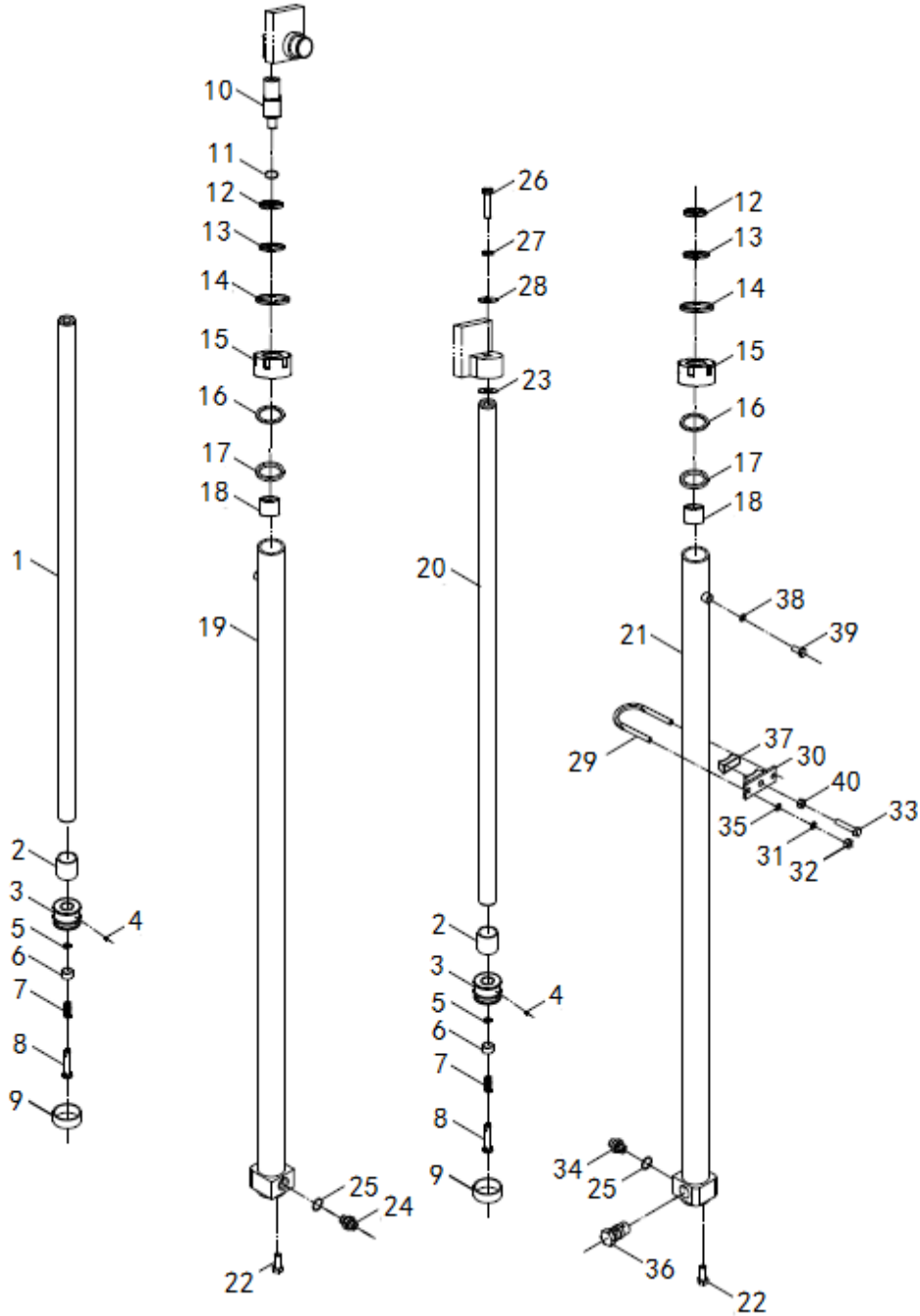


Fig. 74

Fig. 74 Lifting Cylinder (3.0T 2-stage Full Free)

No.	SN	Name	QTY	Remarks
8	3068015002	Slide valve	2	
9	3068019011	Supporting ring	2	
10	3068002033	Left cylinder joint	1	
11	0000022020	O ring	1	
12	3068022011	Dust proof ring	2	
13	3068019009	Retainer ring	2	
14	3068019010	Shaft seal ISI	2	
15	3068002028	Cylinder cover	2	
16	0000022029	O ring	2	
17	0000022053	O ring	2	
18	3068027005	Steel backed bearing	2	
19	3068001132	Left cylinder body	1	
20	3068007004	Right piston rod	1	
21	3068001133	Right cylinder body	1	
22	0000023275	Bolt	2	
23	3068004001	Adjustment washer	2	
24	3068015003	Shut-off valve	1	
25	0000022056	O-ring	1	
26	0000023275	Bolt	2	
27	0000025043	Spring washer	2	
28	0000025049	Adjustment pad	2	
29	3068006001	Fixing ring of oil cylinder	2	
30	3068005001	Fixing base of oil cylinder	2	
31	0000025041	Spring washer	4	
32	0000024037	Nut	6	
33	0000023225	Bolt	2	
34	3008002040	Joint	1	
35	0000022056	O-ring	1	
36	3068002059	Governor valve	1	
37	3008018001	Rubber cover	1	
38	0000022026	Combination sealing washer	2	
39	3068002049	Put the air blocking	2	
40	0000024018	Nut	2	

Lift cylinder (2.0, 2.5T 2-stage Full free)

FE4P20, 25

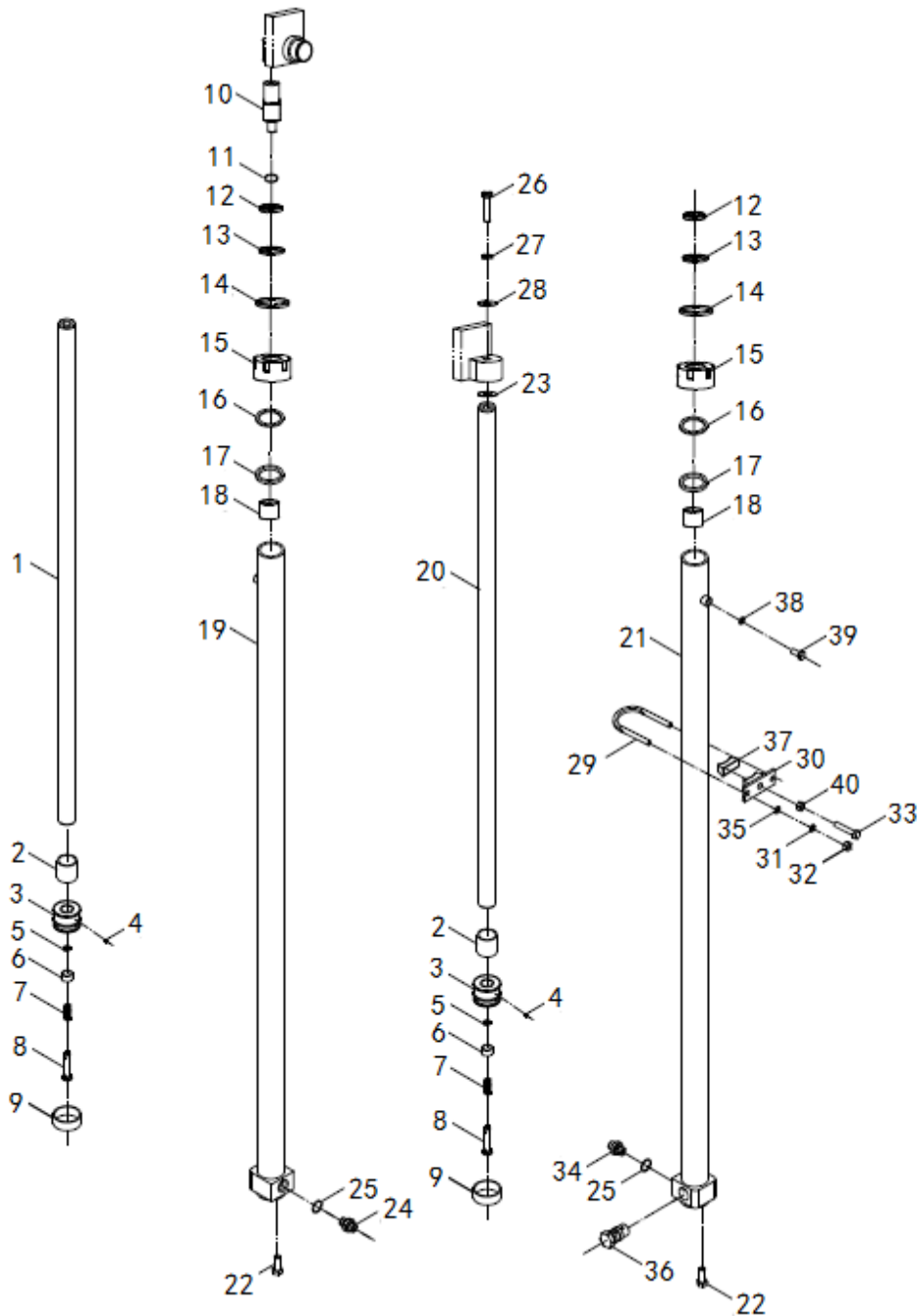


Fig. 75

Fig.75 Lift cylinder (2.0,2.5T 2-stage Full free)

No.	SN	Name	QTY	Remarks
A	3068000100	Left lifting cylinder	1	H=3000mm
	3068000144			H=2000mm
	3068000145			H=2500mm
	3068000146			H=3300mm
	3068000147			H=3500mm
	3068000148			H=3600mm
	3068000149			H=3700mm
	3068000150			H=4000mm
	3068000151			H=4300mm
	3068000152			H=4500mm
	3068000153			H=5000mm
	3068000154			H=5500mm
	3068000155			H=6000mm
	B			3068000101
3068000156		H=2000mm		
3068000157		H=2500mm		
3068000158		H=3300mm		
3068000159		H=3500mm		
3068000160		H=3600mm		
3068000161		H=3700mm		
3068000162		H=4000mm		
3068000163		H=4300mm		
3068000164		H=4500mm		
3068000165		H=5000mm		
3068000166		H=5500mm		
3068000167		H=6000mm		
1	3068008009	Left piston rod	1	
2	3068002050	Adjusting sleeve	2	
3	3068002052	Piston	2	
4	0000023150	Screws	2	
5	0000026030	Steel wire washer for hole	2	
6	3068002053	One-way valve	2	
7	3068031005	Spring	2	

Lifting cylinder (2.0, 2.5T 2-stage Full Free)

FE4P20, 25

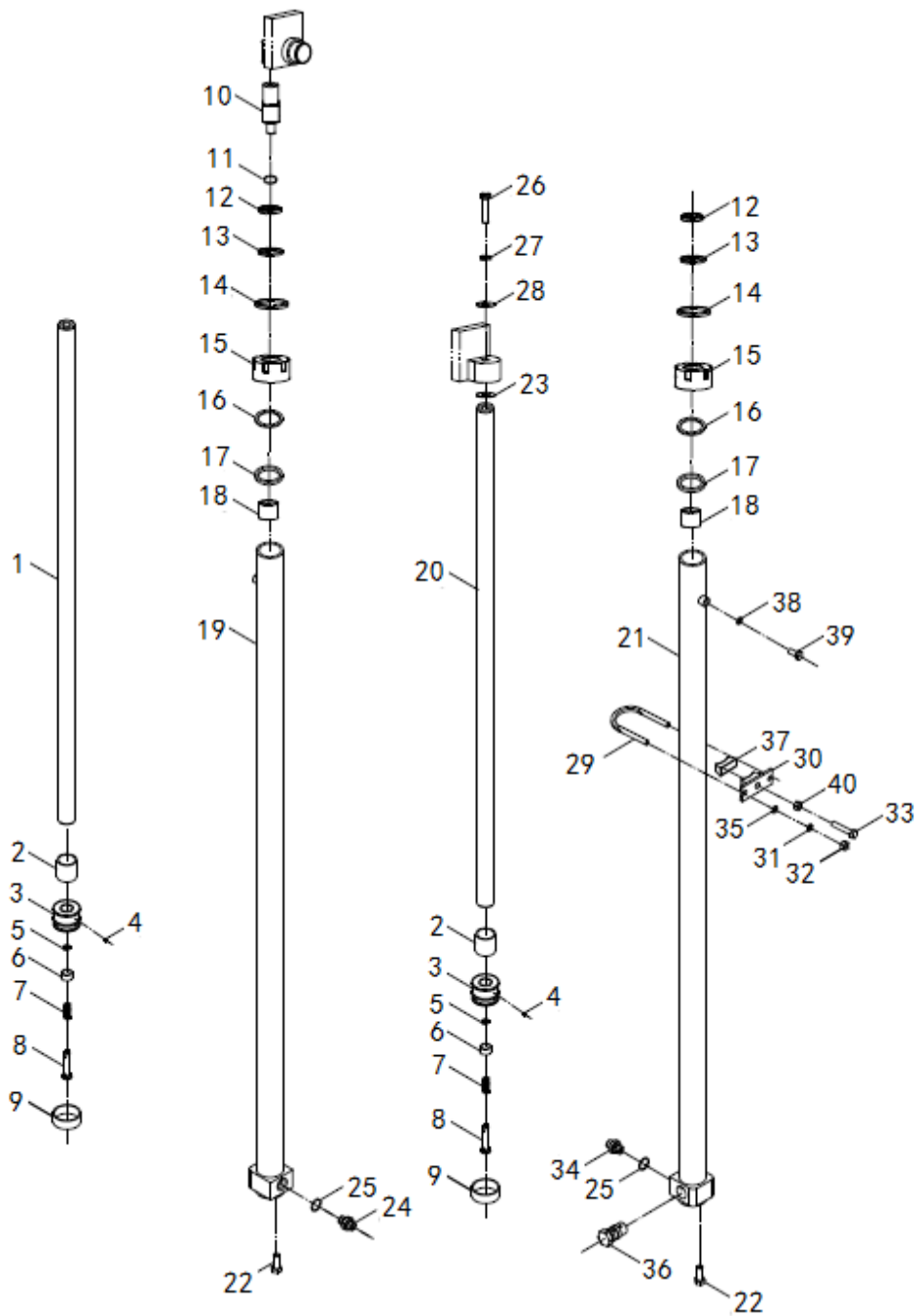


Fig. 75

Fig. 75 Lifting cylinder (2.0, 2.5T 2-stage Full Free)

No.	SN	Name	QTY	Remarks
8	3068002051	Slide valve	2	
9	3068019019	Supporting ring	2	
10	3068002047	Left cylinder joint	1	
11	0000022020	O ring	1	
12	3068022013	Dust ring	2	
13	3068019017	Retaining ring	2	
14	3068019018	Shaft seal	2	
15	3068002048	Cylinder cover	2	
16	0000022048	O-ring	2	
17	0000022053	O-ring	2	
18	3068027006	Steel backed bearing	2	
19	3068001145	Left cylinder body	1	
20	3068002060	Right piston rod	1	
21	3068001146	Right cylinder body	1	
22	0000023275	Bolt	2	
23	3068004001	Adjust the Washer	2	
24	3068002054	Shut-off valve	1	
25	0000022056	O ring	1	
26	0000023275	Bolt	2	
27	0000025043	Spring washer	2	
28	0000025049	Flat pad	2	
29	3068006001	Fixing ring of oil cylinder	2	
30	3068005001	Fixing base of oil cylinder	2	
31	0000025041	Spring washer	4	
32	0000024037	Nut	6	
33	0000023225	Bolt	2	
34	3008002040	Joint	1	
35	0000022056	O ring	1	
36	3068002059	Governor valve	1	
37	3008018001	Rubber bush	1	
38	0000022026	Combination sealing washer	2	
39	3068002049	Put the air blocking	2	
40	0000024018	Nut	2	

Short Lifting/Lowering Cylinder (3.5T 3-Stage Full Free)

FE4P35

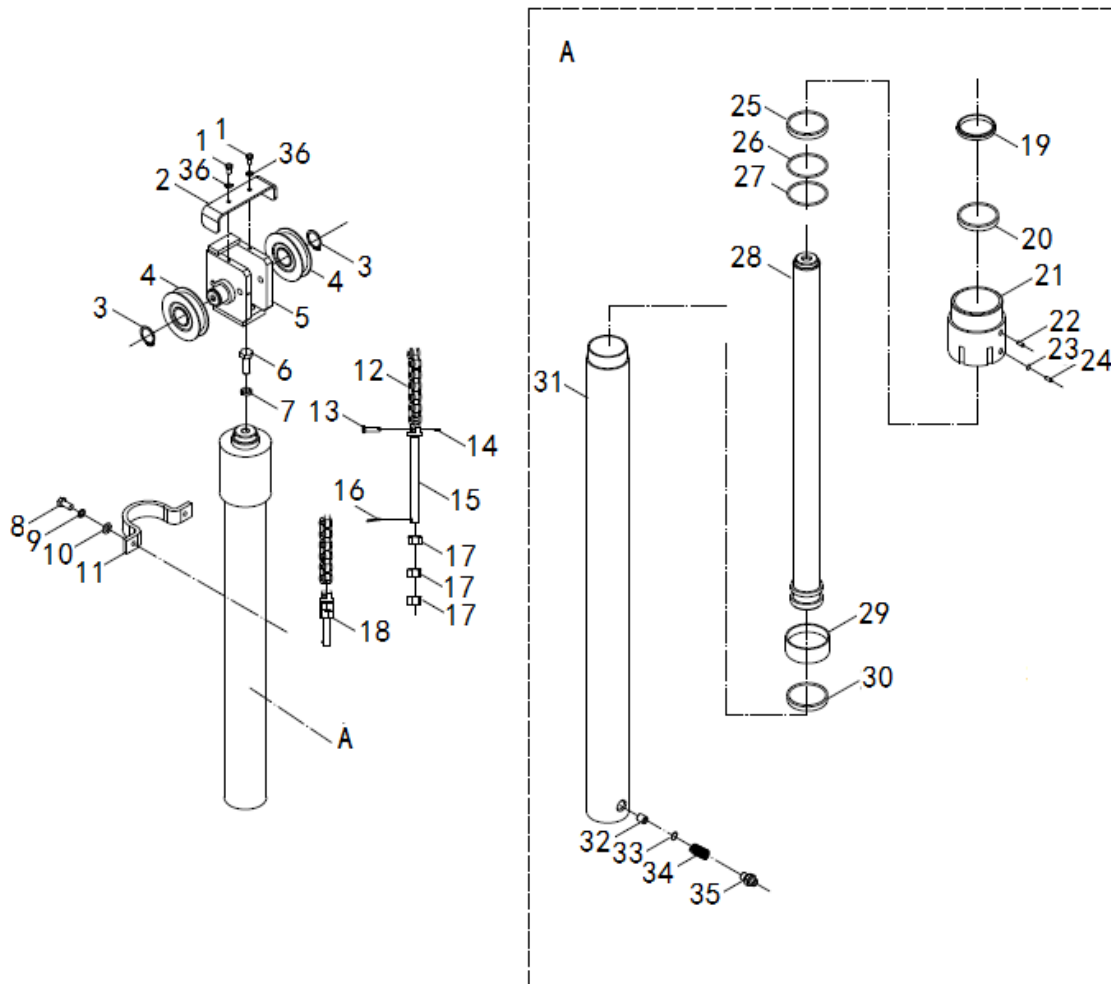


Fig. 76

Fig.76 Short Lifting/Lowering Cylinder (3.5T 3-Stage Full Free)

No.	SN	Name	QTY	Remarks
A	3068000339	Short lifting/lowering cylinder	1	H=4500mm
	3068000293			H=4000mm
	3068000294			H=4250mm
	3068000296			H=4750mm
	3068000350			H=5000mm
	3068000340			H=5500mm
	3068000341			H=6000mm
1	0000023230	bolt	2	
2	3068002063	Chair bar plate	1	
3	0000026049	Flesible washer for shaft	2	
4	3068000331	Chain wheel	2	
5	3068001326	Chain wheel frame body	1	
6	0000023447	screw	1	
7	0000023263	Spring washer	1	
8	0000025059	bolt	1	
9	0000023263	Spring washer	2	
10	0000025041	Flat washer	2	
11	0000025047	Anchor ear of oil cylinder	2	
12	0000029164	Chain	2	H=4500mm
	0000029177			H=4000mm
	0090000308			H=4250mm
	0000029165			H=4750mm
	0000029149			H=5000mm
	0000029166			H=5500mm
	0000029168			H=6000mm
13	3068002069	Shaft and pin	2	
14	0000028039	Split pin	2	
15	3068002070	Chain joint II	2	
16	9000000014	Split pin	2	
17	0000024131	nut	2	
18	3068002068	Chain joint I	2	

Short Lifting/Lowering Cylinder (3.5T 3-Stage Full Free)

FE4P35

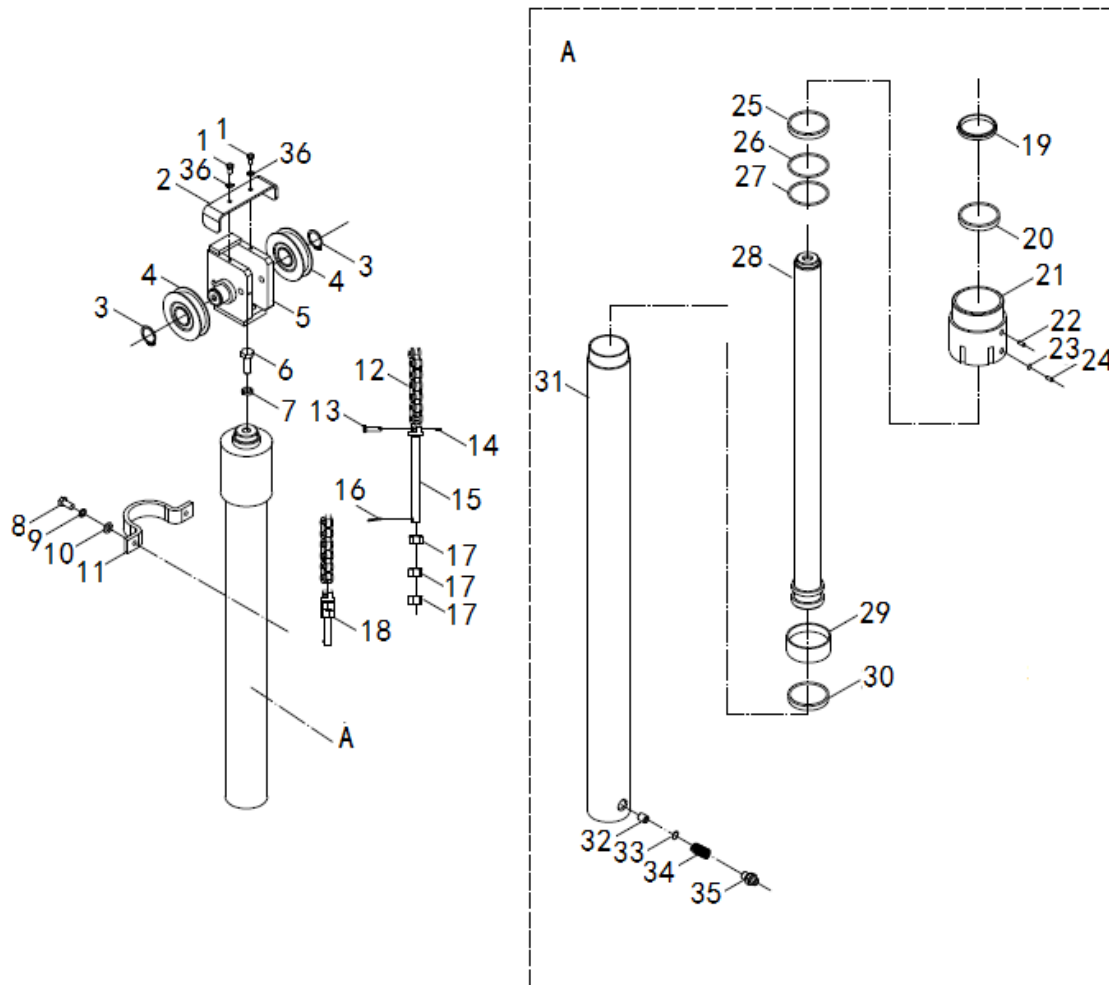


Fig. 76

Fig. 76 Short Lifting/Lowering Cylinder (3.0T 3-Stage Full Free)

No.	SN	Name	QTY	Remarks
19	3068022025	Dust-proof ring of frame	1	
20	3068022026	Retaining ring	1	
21	3068005004	Cylinder cover	1	
22	9000000193	screw	1	
23	0000022026	Combination sealing washer	1	
24	3068002075	Put the air blocking	1	
25	3068022027	Shaft seal	1	
26	0000022135	O-ring	1	
27	0000022136	O-ring	1	
28	3068001346	Piston rod	1	
29	3068022029	Supporting ring for hole	1	
30	3068022030	Sealing ring	1	
31	33068001345	Cylinder body	1	
32	3068002081	Buffer valve core	1	
33	0000025112	Combination sealing washer	1	
34	3068031009	Spring	1	
35	3068002010	Straight tube joint	1	
36	0000025046	Spring washer	2	

Short Lifting/Lowering Cylinder (3.0T 3-Stage Full Free)

FE4P30

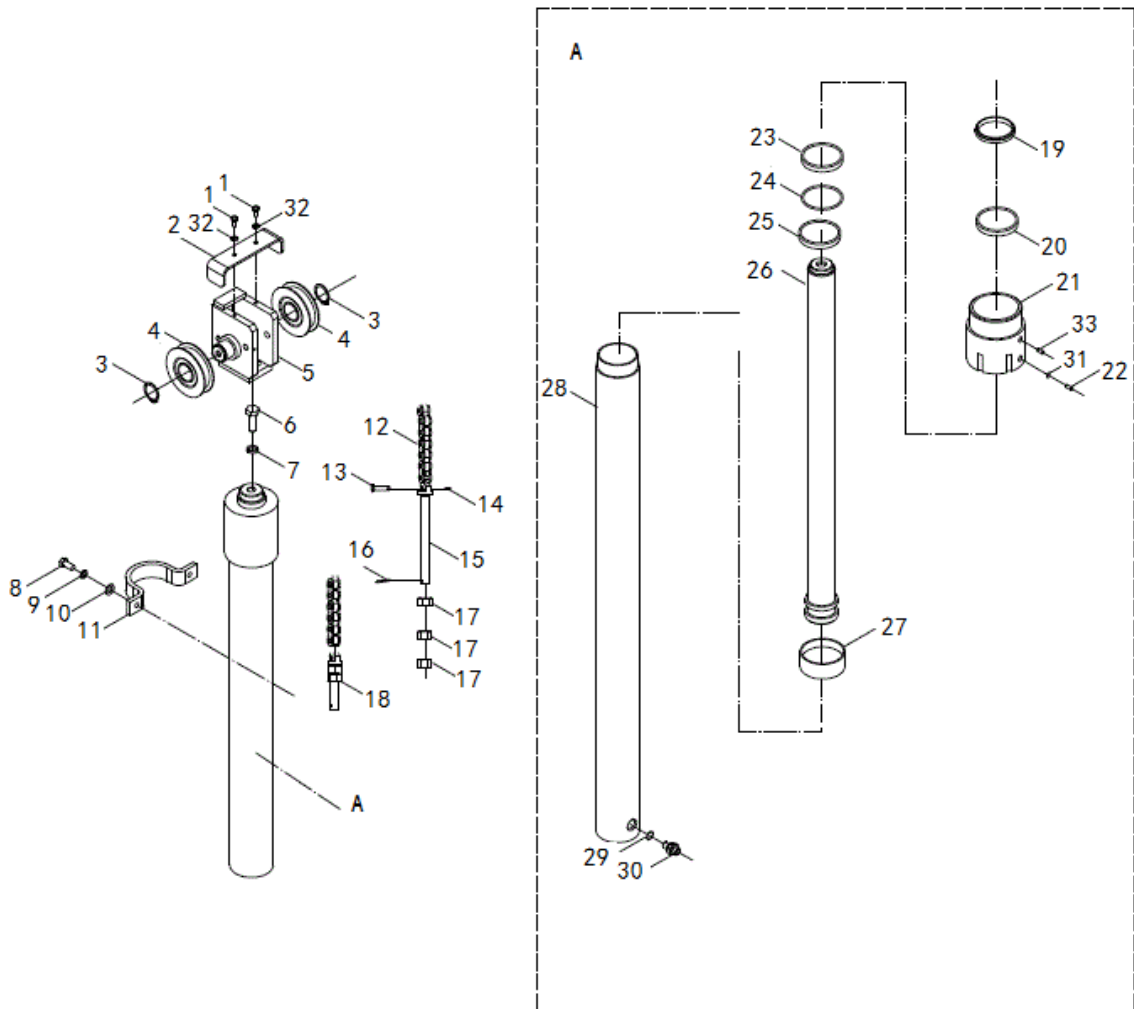


Fig. 77

Fig.77 Short Lifting/Lowering Cylinder (3.0T 3-Stage Full Free)

No.	SN	Name	QTY	Remarks
A	3068000039	Shortlifting/lowering cylinder	1	H=4500mm
	3068000088			H=4000mm
	3068000089			H=4300mm
	3068000090			H=4700mm
	3068000090			H=4800mm
	3068000049			H=5000mm
	3068000051			H=5500mm
	3068000052			H=6000mm
1	0000023230	Bolt	2	
2	3008004008	Chair bar plate	1	
3	0000026014	Flesible washer for shaft	2	
4	3068010001	Chain wheel	2	
5	3008001033	Chain wheel frame body	1	
6	0000023683	Screw	1	
7	0000025059	Spring washer	1	
8	0000023263	Bolt	2	
9	0000025041	Spring washer	2	
10	0000025047	Flat washer	2	
11	3068004003	Anchor ear of oil cylinder	2	
12	0000029098	Chain	2	H=4500mm
	0000029144			H=4000mm
	0000029183			H=4300mm
	0000029101			H=4700mm
	0000029101			H=4800mm
	0000029102			H=5000mm
	0000029103			H=5500mm
	0000029087			H=6000mm
13	3068002014	Shaft and pin	2	
14	0000028039	Split pin	2	
15	3068006003	Chain joint II	2	
16	9000000014	Split pin	2	
17	0000024050	Nut	10	

Short Lifting/Lowering Cylinder (3.0T 3-Stage Full Free)

FE4P30

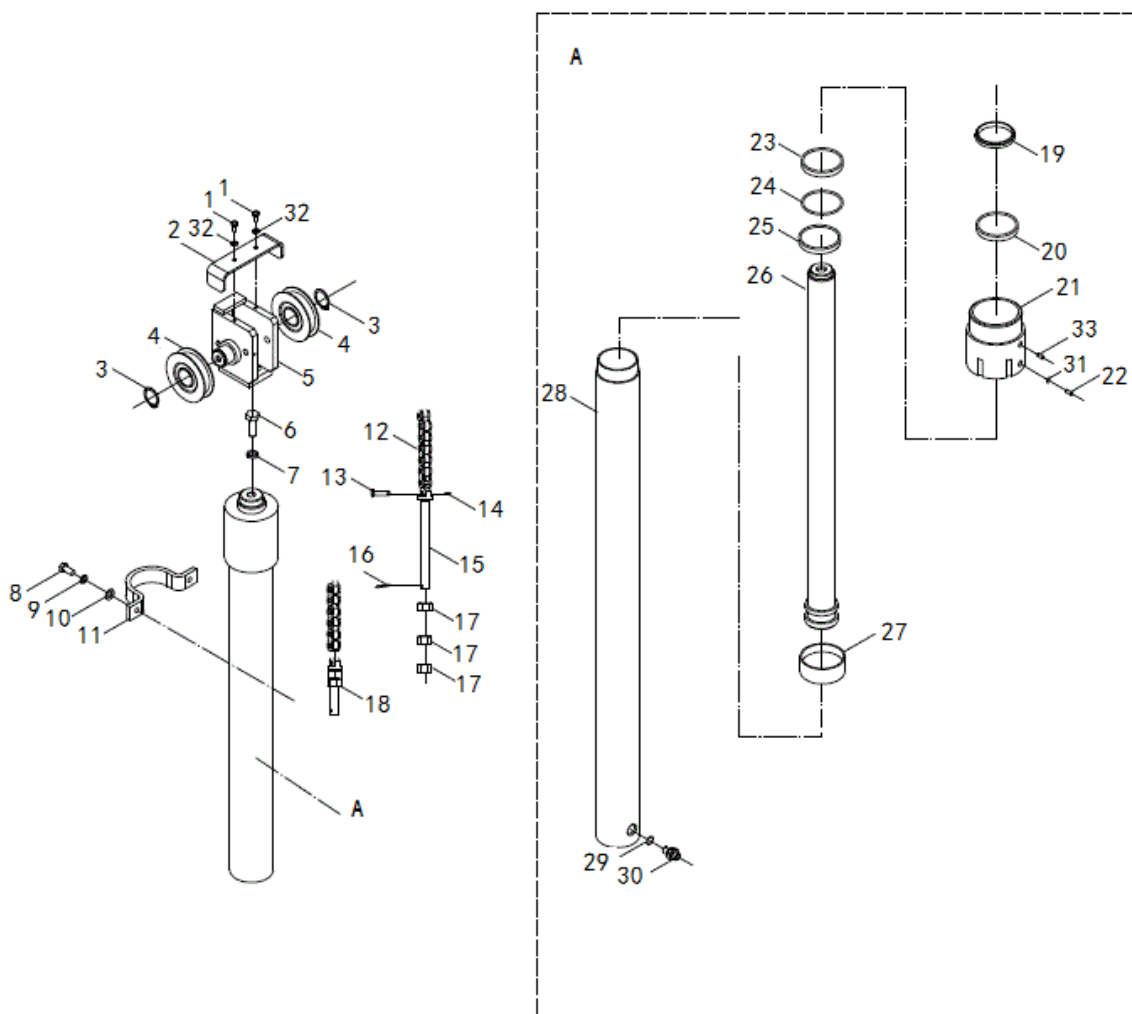


Fig. 77

Fig. 77 Short Lifting/Lowering Cylinder (3.0T 3-Stage Full Free)

No.	SN	Name	QTY	Remarks
18	3068006002	Chain JointI	2	
19	3068022009	Dust-proof ring of frame	1	
20	3068019006	Retaining ring	1	
21	3068002026	Front cylinder cover	1	
22	0090000193	screw	1	
23	3068019007	Shaft seal	1	
24	3068022010	Retaining ring	1	
25	3068027004	Steel backed bearing	1	
26	3068007005	Piston rod	1	
27	3068019008	Supporting ring for hole	1	
28	3068001134	Front cylinder body	1	
29	0000022056	O ring	1	
30	3068002056	Joint of shut-off valve	1	
31	0000022026	Combination sealing washer	1	
32	0000025046	Spring washer	2	
33	3068002075	Put the air blocking	1	

Short Lifting/Lowering Cylinder (2.0-2.5T 3-stage full free)

FE4P20, 25

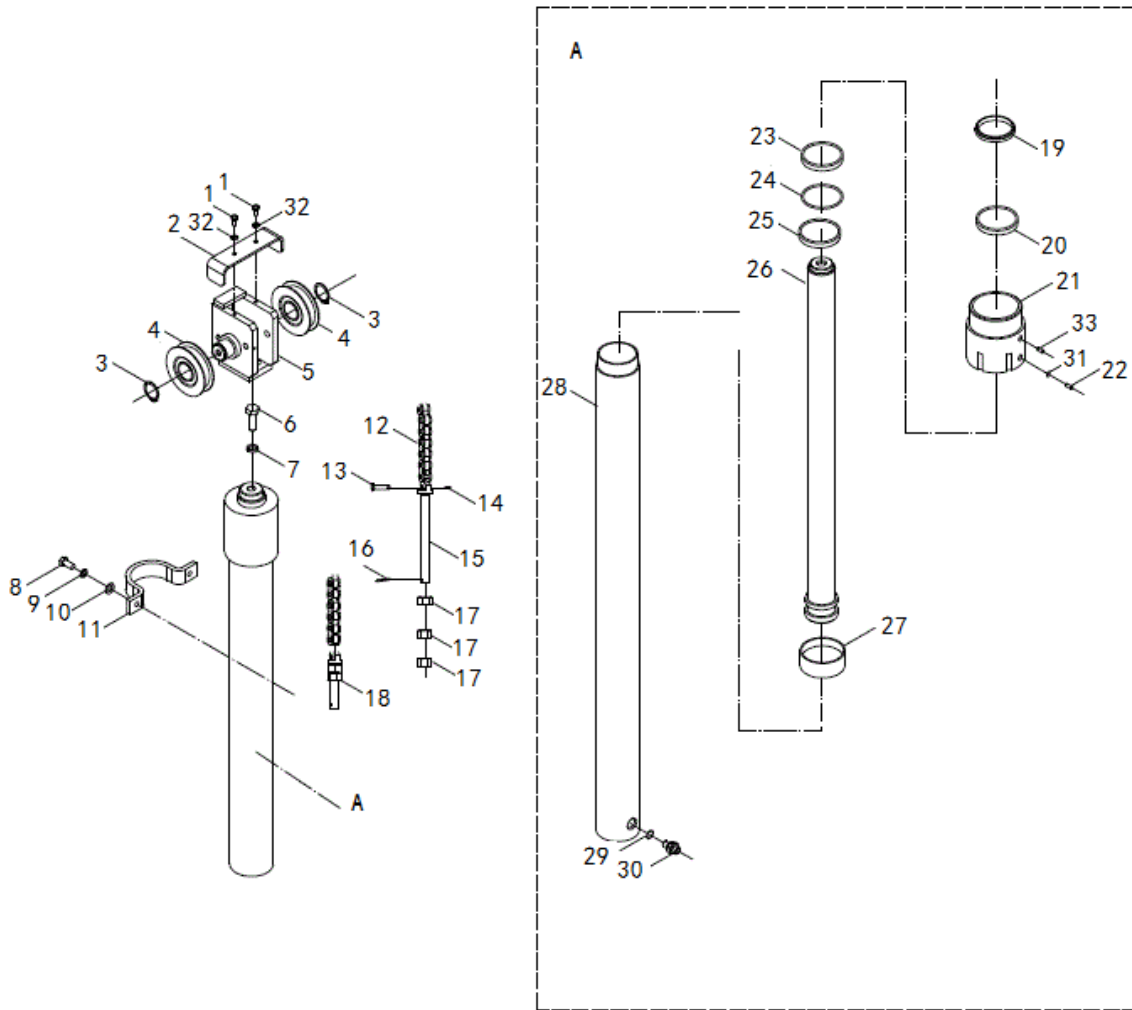


Fig. 78

Fig. 78 Short Lifting/Lowering Cylinder (2.0-2.5T 3-stage Full Free)

No.	SN	Name	QTY	Remarks
A	3068000102	Short lifting/lowering cylinder	1	H=4500mm
	3068000112			H=4000mm
	3068000113			H=4300mm
	3068000114			H=4700mm
	3068000114			H=4800mm
	3068000170			H=5000mm
	3068000172			H=5500mm
	3068000173			H=6000mm
1	0000023230	bolt	2	
2	3008004008	Chair bar plate	2	
3	0000026014	Flexible washer for shaft	1	
4	3068010001	Chain wheel	1	
5	3008001033	Chain wheel frame body	2	
6	0000023683	screw	2	
7	0000025059	Spring washer	1	
8	0000023263	bolt	1	
9	0000025041	Spring washer	2	
10	0000025047	Flat washer	2	
11	3068004003	Anchor ear of oil cylinder	2	
12	0000029098	Chain	2	H=4500mm
	0000029144			H=4000mm
	0000029183			H=4300mm
	0000029101			H=4700mm
	0000029101			H=4800mm
	0000029102			H=5000mm
	0000029103			H=5500mm
	0000029087			H=6000mm
13	3068002014	Shaft and pin	2	
14	0000028039	Split pin	2	
15	3068006003	Chain joint II	2	
16	9000000014	Split pin	2	
17	0000024050	nut	10	

Short Lifting/Lowering Cylinder (2.0, 2.5T 3-stage Full Free)

FE4P20, 25

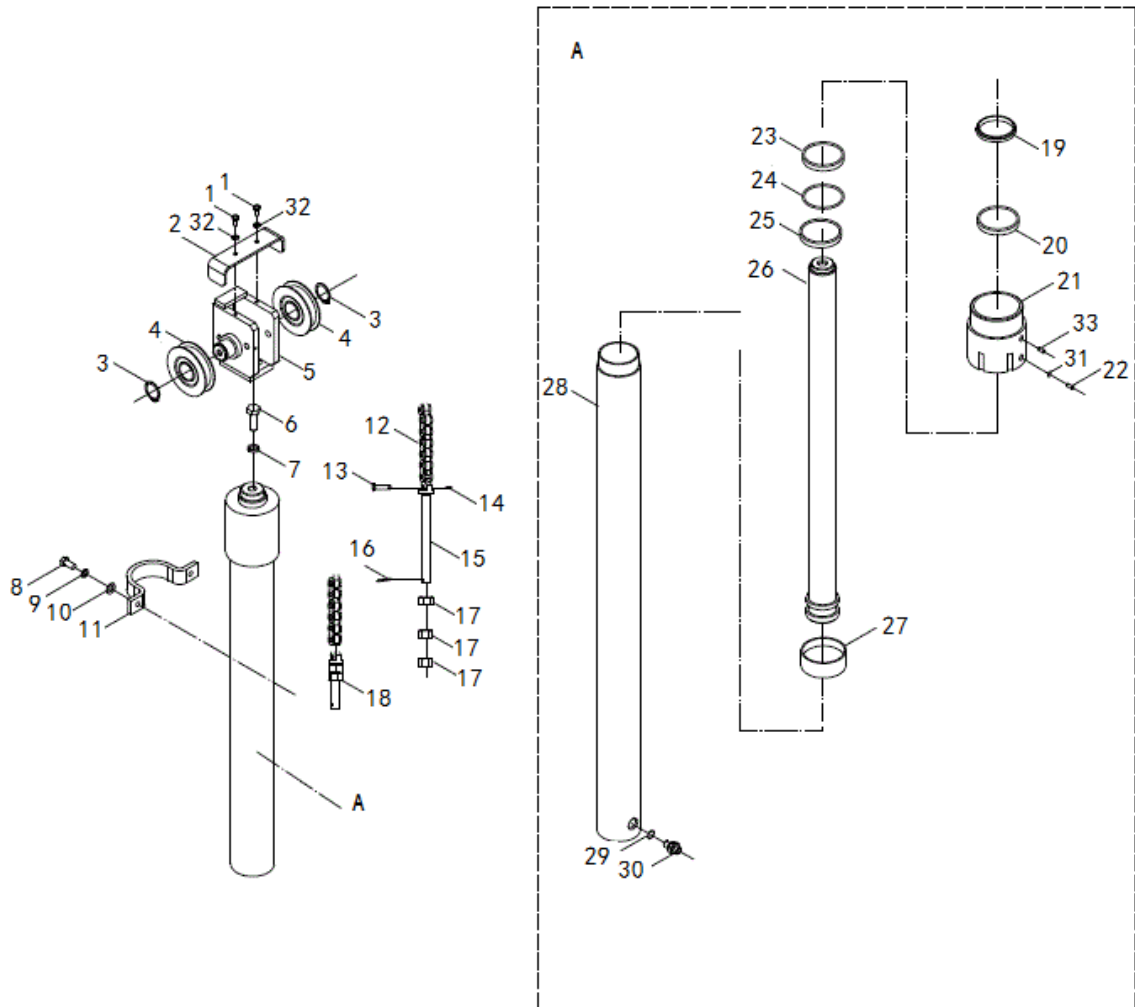


Fig. 78

Short Lifting/Lowering Cylinder (2.0, 2.5T 3-stage Full Free)

No.	SN	Name	QTY	Remarks
18	3068006002	Chain joint	2	
19	3068022014	Dust-proof ring of frame	1	
20	3068022015	Retaining ring	1	
21	3068002055	Front cylinder cover	1	
22	0090000193	Screw	1	
23	3068022016	Shaft seal	1	
24	3068022017	Retaining ring	1	
25	3068027007	Steel backed bearing	1	
26	3068001233	Piston rod	1	
27	3068019020	Supporting ring for hole	1	
28	3068001234	Front cylinder body	1	
29	0000022056	O ring	1	
30	3068002056	Joint of shut-off valve	1	
31	0000022026	Combination sealing washer	1	
32	0000025046	Spring washer	2	
33	3068002075	Put the air blocking	1	

Lifting cylinder (3.5T 3-Stage Full Free)

FE4P35

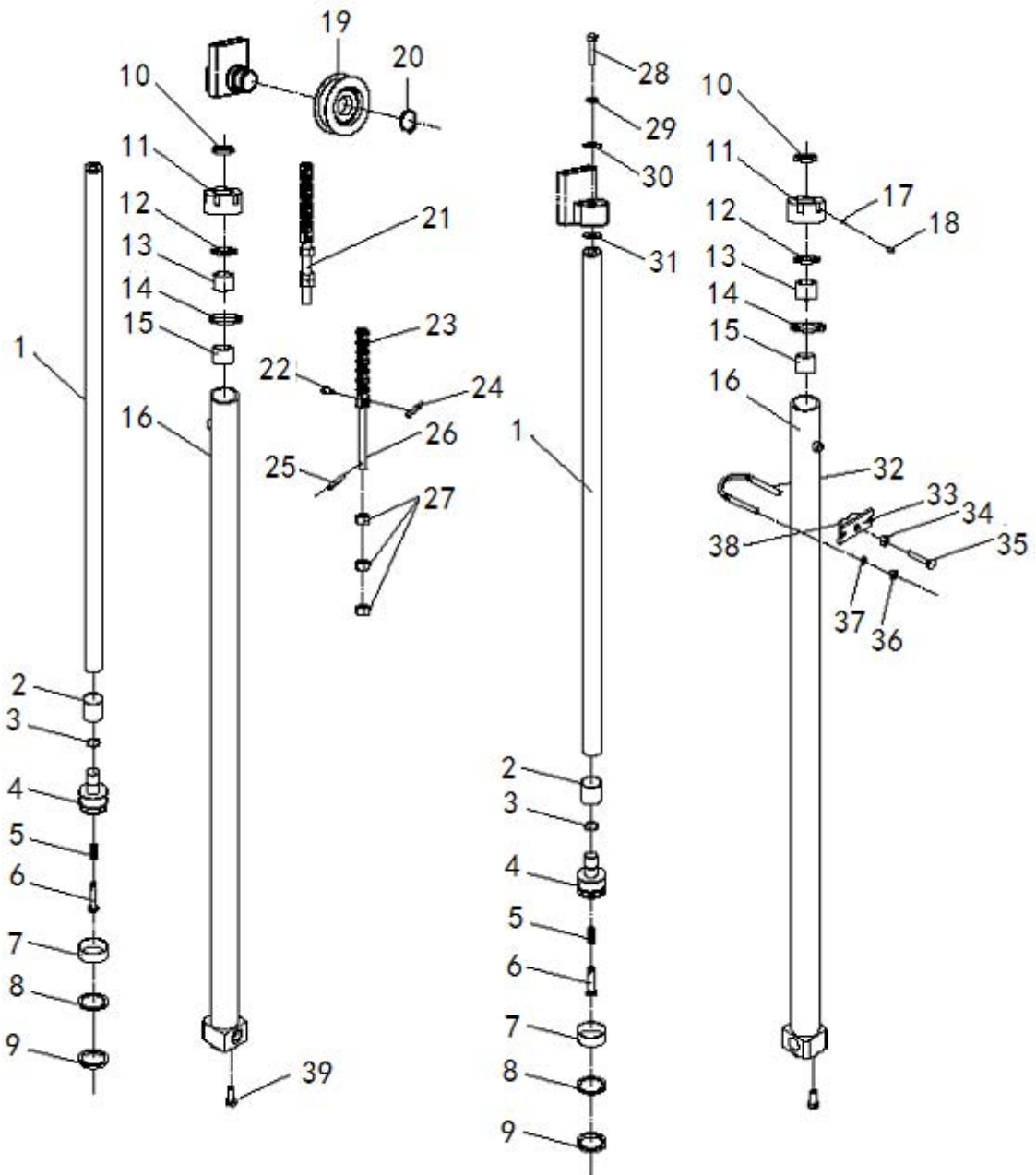


Fig. 79

Fig. 79 Lifting cylinder (3.5T 3-Stage Full Free)

No.	SN	Name	QTY	Remarks
A	30680000278	Left lifting cylinder	1	H=4500mm
	30680000279			H=4000mm
	30680000280			H=4300mm
	30680000282			H=4800mm
	30680000244			H=5000mm
	30680000283			H=5500mm
	30680000284			H=6000mm
B	30680000285	Right lifting cylinder	1	H=4500mm
	30680000286			H=4000mm
	30680000287			H=4300mm
	30680000289			H=4800mm
	30680000290			H=5000mm
	30680000291			H=5500mm
	30680000292			H=6000mm
1	3068002083	Piston rod	2	
2	3068002084	Adjusting sleeve	2	
3	0000026048	Steel wire washer for hole	2	
4	3068002067	Piston	2	
5	3068031011	Spring	2	
6	3068002086	Buffer valve core	2	
7	3068022020	Support ring for hole	2	
8	0000022070	O-ring	2	
9	3068022019	Shaft seal	2	
10	3068022018	Dust proof ring	2	
11	3068005005	Cylinder cover	2	
12	3068022021	Retainer Ring	2	
13	3068013001	Bushing	2	
14	3068022022	Hole seal	2	
15	3068027008	Steel back bearing	2	
16	3068001344	Cylinder body	2	
17	3068019021	Nylon cushion	2	

Fig79 Lifting cylinder (3.5T 3-Stage Full Free)

No.	SN	Name	QTY	Remarks
18	0000023426	Screw	2	
19	3068000331	Chain wheel	4	
20	0000026049	Retainer Ring	4	
21	3068006002	Chain joint I	2	
22	3068002014	Shaft and pin	2	
23	0000029152	Chain	2	H=4500mm
	0000029151		2	H=4000mm
	0000029088		2	H=4300mm
	0000029153		2	H=4800mm
	0090000192		2	H=5000mm
	0000029175		2	H=5500mm
	0000029194		2	H=6000mm
24	0000028039	Split pin	2	
25	9000000014	Split pin	2	
26	3068006003	Chain joint II	2	
27	0000024050	nut	10	
28	0000023328	Bolt	2	
29	0000025055	Spring washer	2	
30	0000025069	Flat washer	2	
31	3068004001	Adjusting washer	2	
32	3068006001	Fixing ring of oil cylinder	2	
33	3068005001	Fixing base of oil cylinder	2	
34	0000025041	Spring washer	4	
35	0000024037	Bolt	4	
36	0000023225	Bolt	2	
37	0000024018	nut	2	
38	3008018001	Rubber bush	2	
39	0000023329	Bolt	2	

Lifting cylinder (3.0T 3-Stage Full Free)

FE4P30

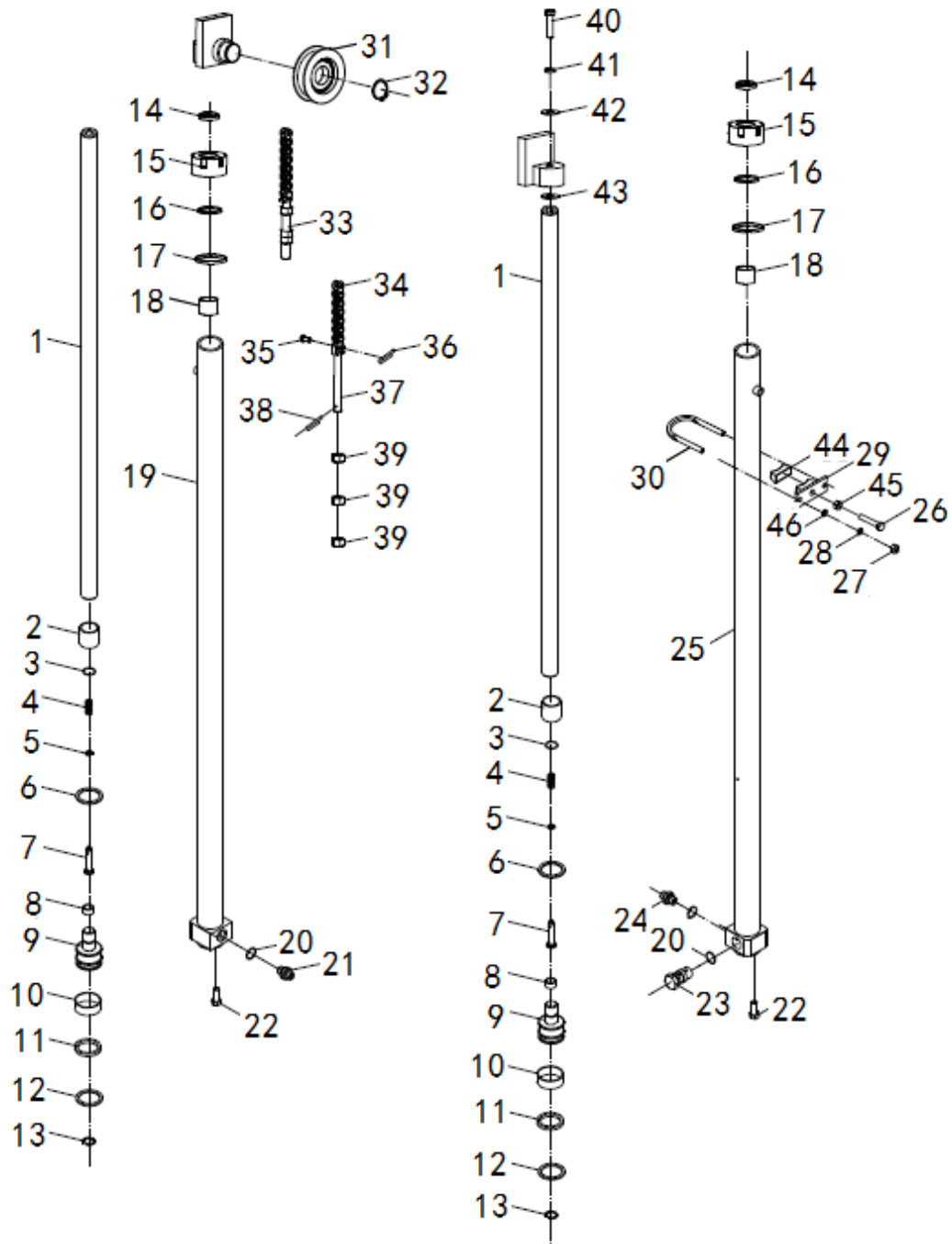


Fig. 80

Fig. 80 Lifting cylinder (3.0T 3-Stage Full Free)

No.	SN	Name	QTY	Remarks
A	3068000002	Left lifting cylinder	1	H=4500mm
	3068000094			H=4000mm
	3068000095			H=4300mm
	3068000320			H=4700mm
	3068000096			H=4800mm
	3068000014			H=5000mm
	3068000016			H=5500mm
	3068000017			H=6000mm
B	3068000003	Right lifting cylinder	1	H=4500mm
	3068000091			H=4000mm
	3068000092			H=4300mm
	3068000321			H=4700mm
	3068000093			H=4800mm
	3068000026			H=5000mm
	3068000029			H=5500mm
	3068000030			H=6000mm
1	3068007006	Piston rod	2	
2	3068002006	Adjusting sleeve	2	
3	0000022071	O-ring	2	
4	3068031001	Spring	2	
5	3068002007	Spring base	2	
6	0090000060	Steel wire washer for hole	2	
7	3068002009	Buffer valve core	2	
8	3068002010	one-way valve	2	
9	3068002008	Piston	2	
10	3068022006	Support ring for hole	2	
11	3068019005	Retainer Ring	2	
12	3068022005	Hole seal	2	
13	0000026011	Flexible washer for hole	2	
14	3068022008	Dust proof ring	2	
15	3068002005	Cylinder cover	2	
16	3068022007	Shaft seal	2	
17	0000022069	O-ring	2	

Lifting cylinder(3.0T 3-Stage Full Free)

FE4P30

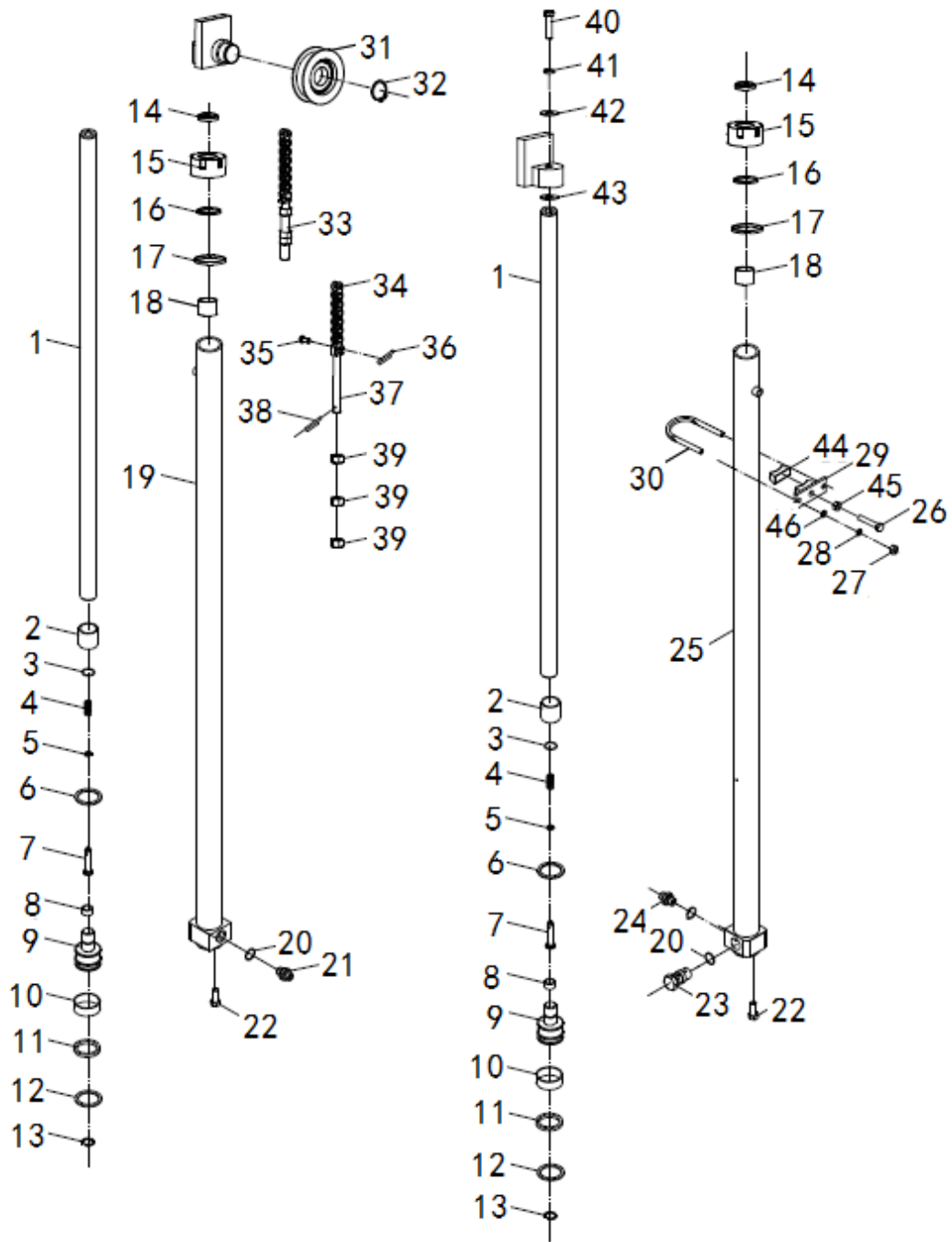


Fig. 80

Fig. 80 Lifting cylinder(3.0T 3-Stage Full Free)

No.	SN	Name	QTY	Remarks
18	3068027003	Steel back bearing	2	
19	3068001135	Left cylinder body	1	
20	0000022056	O-ring	2	
21	3068002011	Shut-off valve	1	
22	0000023134	bolt	2	
23	3068015001	Governor valve	1	
24	3008002040	Joint	2	
25	3068001009	Right cylinder body	1	
26	0000023225	bolt	2	
27	0000024037	nut	4	
28	0000025041	Spring washer	4	
29	3068005001	Fixing base of oil cylinder	2	
30	3068006001	Fixing ring of oil cylinder	2	
31	3068010001	Chain wheel	2	
32	0000026014	Flexible washer for shaft	1	
33	3068006003	Chain joint II	2	
34	0000029106	Chain	2	H=4500mm
	0000029112		2	H=4000mm
	0000029108		2	H=4300mm
	0000029146		2	H=4700mm
	0000029090		2	H=4800mm
	0000029090		2	H=5000mm
	0000029147		2	H=5500mm
	0000029148		2	H=6000mm
35	3068002014	Pin and shaft	2	
36	0000028039	Split pin	2	
37	3068006002	Chain joint I	2	
38	0090000014	Split pin	2	
39	0000024050	Nut	2	
40	0000023275	Bolt	2	
41	0000025055	Spring washer	2	
42	0000025069	Flat washer	2	

Lifting cylinder(3.0T 3-Stage Full Free)

FE4P30

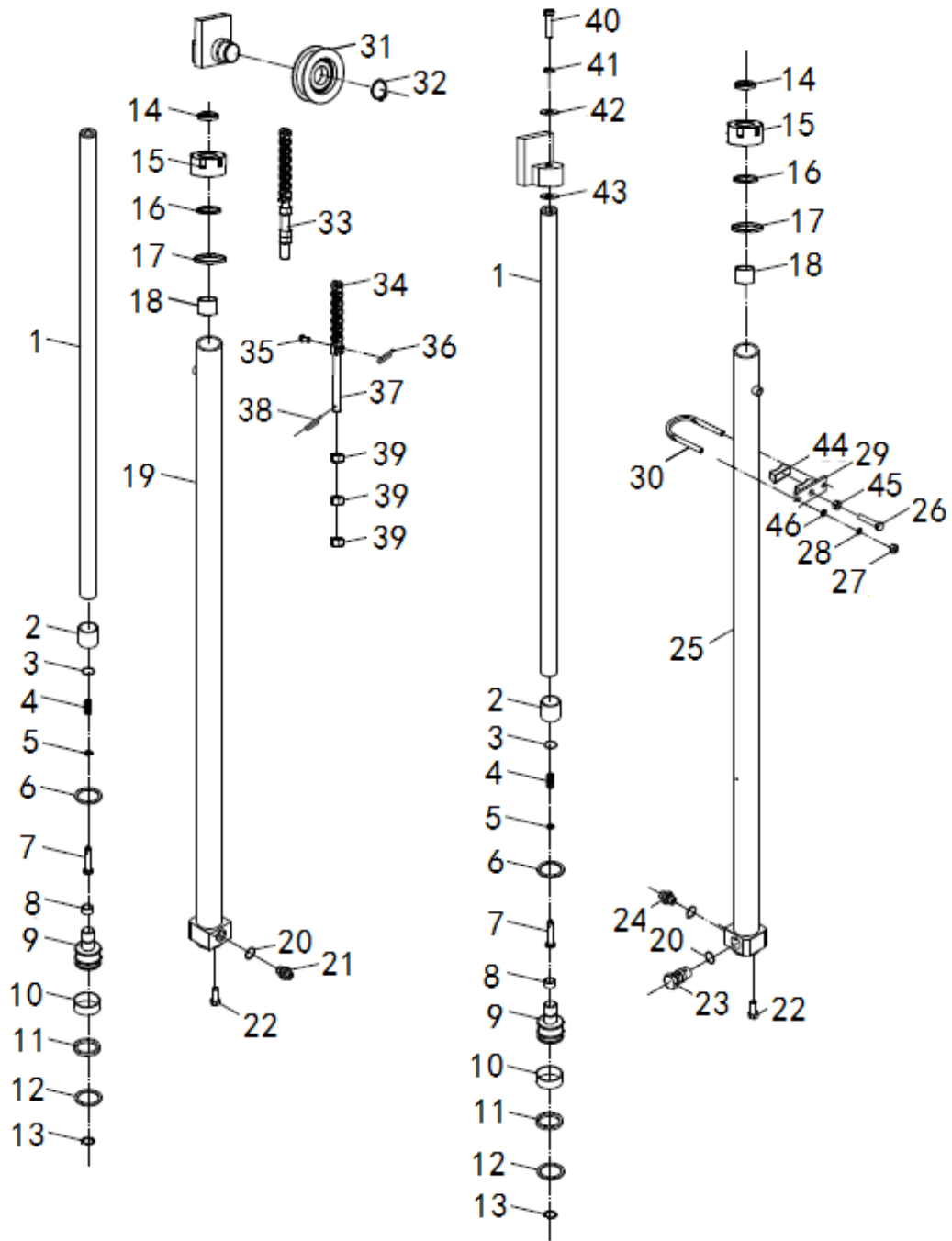


Fig. 80

Fig. 80 Lifting cylinder (3.0T 3-Stage Full Free)

NO.	SN	NAME	QTY	REMARKS
43	3068004001	Adjusting washer	2	
44	3008018001	Rubber bush	2	
45	0000024018	Nut	2	
46	0000025047	Flat washer	4	

NOBLIFT 诺力

Lifting cylinder (2.0, 2.5T 3-stage Full Free)

FE4P20, 25

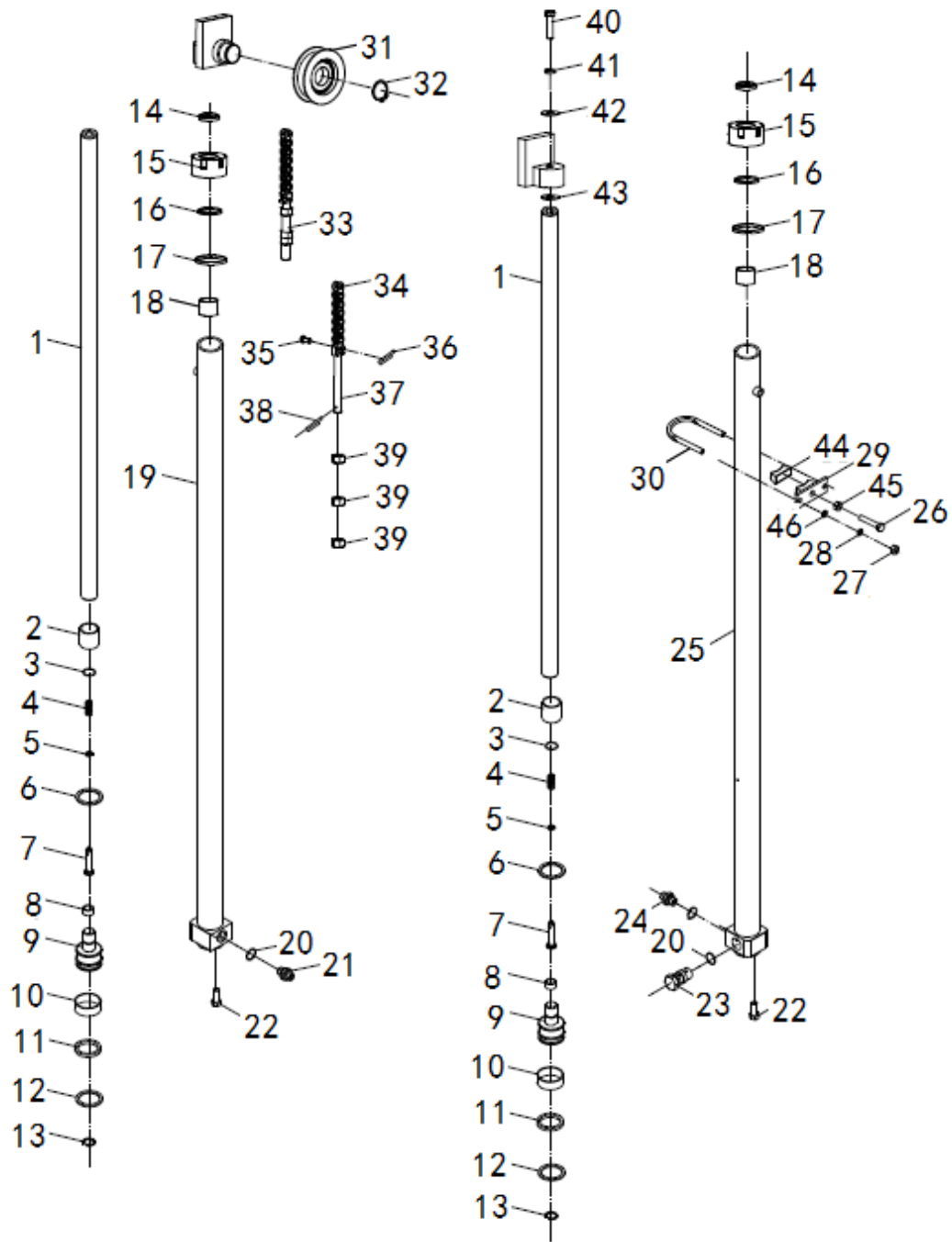


Fig. 81

Fig. 81 Lifting cylinder (2.0, 2.5T 3-stage FullFree)

No.	SN	Name	QTY	Remarks
A	3068000097	Left lifting cylinder	1	H=4500
	3068000106			H=4000
	3068000107			H=4300
	3068000318			H=4700
	3068000108			H=4800
	3068000117			H=5000
	3068000126			H=5500
	3068000120			H=6000
B	3068000098	Right lifting cylinder	1	H=4500
	3068000109			H=4000
	3068000110			H=4300
	3068000305			H=4700
	3068000111			H=4800
	3068000130			H=5000
	3068000133			H=5500
	3068000134			H=6000
1	3068007008	Piston rod	2	
2	3068002039	Adjusting sleeve	2	
3	0000022100	O-ring	2	
4	3068031004	Spring	2	
5	3068002040	Spring base	2	
6	009000060	Steel wire washer for hole	2	
7	3068002042	Buffer valve core	2	
8	3068002043	one-way valve	2	
9	3068002041	Piston	2	
10	3068019015	Support ring for hole	2	
11	3068019014	Retainer Ring	2	
12	3068019013	Hole seal	2	
13	0000026011	Flexible washer for hole	2	
14	3068022012	Dust proof ring	2	
15	3068002038	Cylinder cover	2	
16	3068019016	Shaft seal	2	
17	0000022073	O-ring	2	

Lifting Oil Cylinder (2.0, 2.5T 3-stage Full Free)

FE4P20, 25

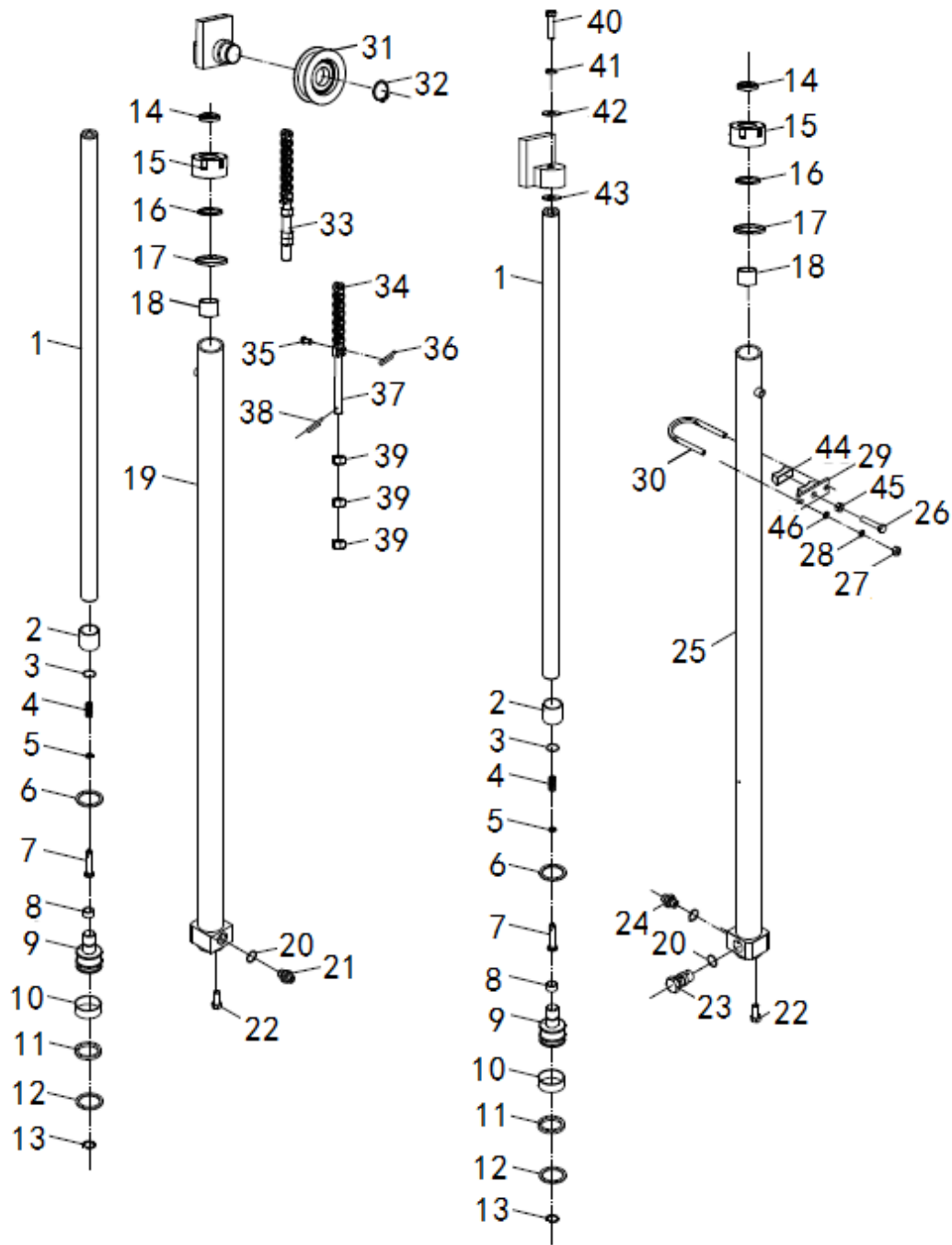


Fig. 81

Fig. 81 Lifting Oil Cylinder (2.0, 2.5T 3-stage Full Free)

No.	SN	Name	QTY	Remarks
18	3068002045	Steel back bearing	2	
19	3068001156	Left cylinder body	1	
20	0000022056	O-ring	2	
21	3068002044	Shut-off valve	2	
22	0000023134	Bolt	2	
23	3068002046	Governor valve	1	
24	3008002040	Joint	2	
25	3068001157	Right cylinder body	1	
26	0000023225	Bolt	2	
27	0000024037	Nut	4	
28	0000025041	Spring washer	4	
29	3068005001	Fixing base of oil cylinder	2	
30	3068006001	Fixing ring of oil cylinder	2	
31	3068010001	Chain wheel	2	
32	0000026014	Flesible washer for shaft	1	
33	3068006003	Chain joint II	2	
34	0000029108	Chain	2	H=4500mm
	0000029112		2	H=4000mm
	0000029086		2	H=4300mm
	0000029088		2	H=4700mm
	0000029146		2	H=4800mm
	0000029146		2	H=5000mm
	0000029110		2	H=5500mm
	0000029092		2	H=6000mm
35	3068002014	Shaft and pin	2	
36	0000028039	Split pin	2	
37	3068006002	Chain joint I	2	
38	0090000014	Split pin	2	
39	0000024050	Nut	2	
40	0000023275	Bolt	2	
41	0000025055	Spring washer	2	
42	0000025069	Flat washer	2	

Lifting Oil Cylinder (2.0, 2.5T 3-stage Full Free)

FE4P20, 25

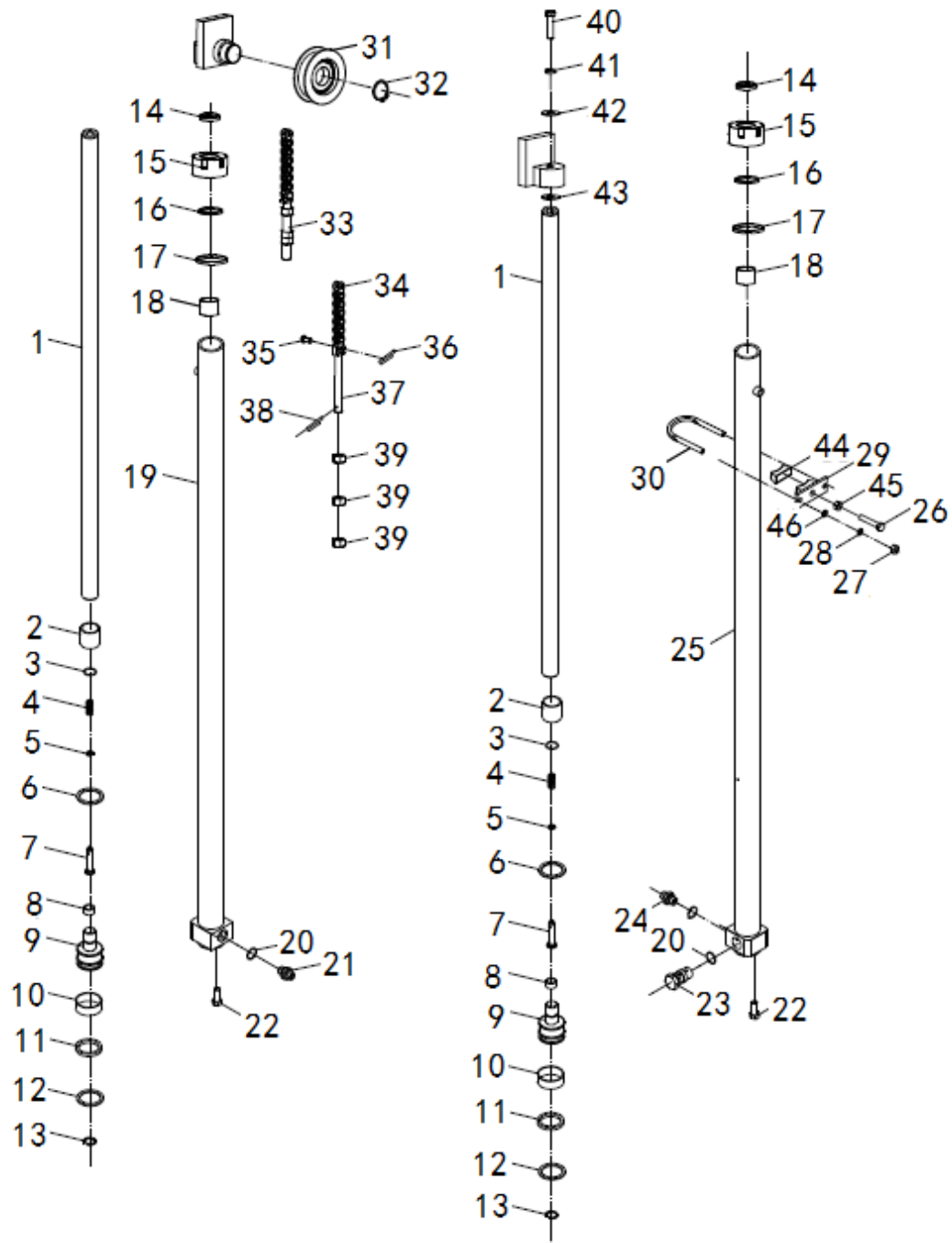


Fig. 81

Fig. 81 Lifting Oil Cylinder (2.0, 2.5T 3-stage Full Free)

NO.	SN	NAME	QTY	REMARKS
43	3068004001	Adjusting washer	2	
44	3008018001	Rubber bush	2	
45	0000024018	Nut	2	
46	0000025047	Flat washer	4	

NOBLIFT 诺力

Tilting Cylinder (3. 0T, 3. 5T)

FE4P30, 35

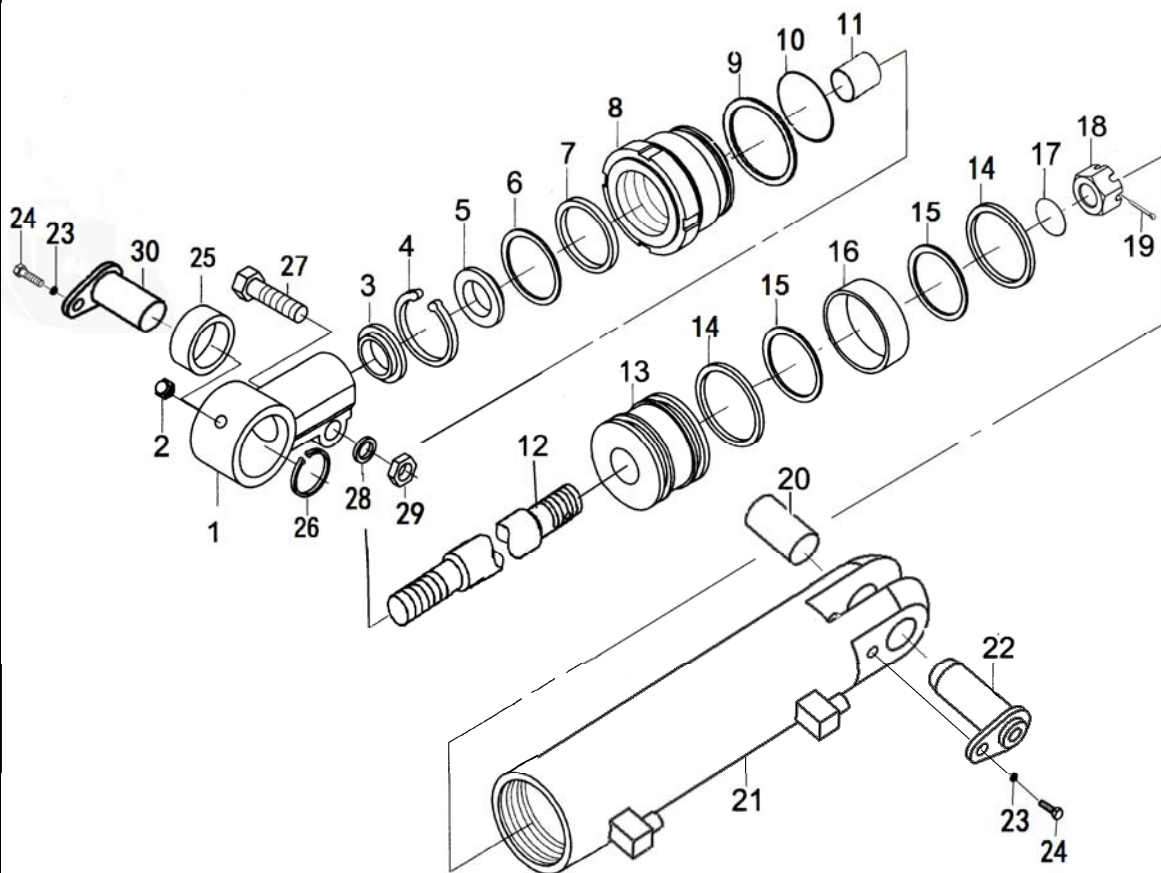


Fig. 82

Fig. 82

Tilting Cylinder (3. 0T, 3. 5T)

No.	SN	Name	QTY	Remarks
A	3048000003	Tilting oil cylinder	2	Lifting Height $\leq 3.7\text{m}$
	3048000004			$3.7\text{m} \leq \text{Lifting Height} \leq 5$
	3048000005			Lifting Height $\geq 5\text{m}$
1	3068005002	Ear ring	2	
2	0000030023	Straight injection oil cup	2	
3	3068022001	Dust ring	2	
4	0000026002	Flexible washer for hole	2	
5	3048002002	Barrier chip	2	
6	3068019002	Retainer ring	2	
7	3068022002	Shaft seal	2	
8	3068002002	Cylinder cover	2	
9	3048022005	Retainer ring	2	
10	0000022078	O sealing ring	2	
11	3068027001	Steel backed bearing	2	
12	3048002004	Piston rod	2	
13	3048002003	Piston	2	
14	3048022008	Hole seal	4	
15	3048022007	Retainer ring	4	
16	3068022004	Support ring for hole	2	
17	0000022020	O sealing ring	2	
18	0090000134	Nuts	2	
19	0000028020	Cotter pin	2	
20	3068027002	Steel backed bearing	2	
21	3048001003	Cylinder body	2	
22	3048001005	Pin shaft II	2	
23	0000025041	Spring washer	4	
24	0000023263	Screw	4	
25	0000027018	Joint bearing	2	
26	0000026009	Flexible washer for hole	2	
27	0000023140	Bolt	2	
28	0000025043	Spring washer	2	
29	0000024020	Nut	2	
30	3048001004	Pin shaft I	2	

Tilting Cylinder (2.0, 2.5T)

FE4P20, 25

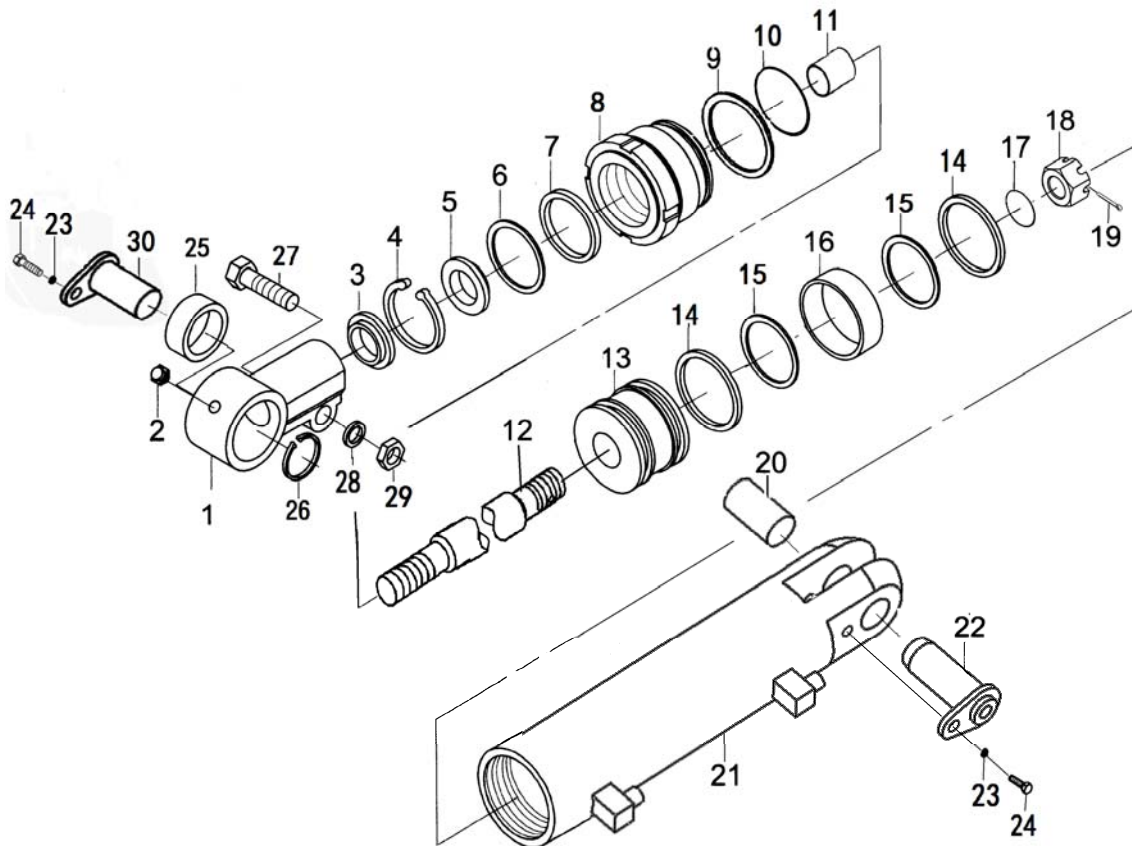


Fig. 83

Fig. 83

Tilting Cylinder (2.0, 2.5T)

No.	SN	Name	QTY	Remarks
A	3048000007	Tilting Oil Cylinder	2	Lifting Height $\leq 3.7\text{m}$
	3048000008			$3.7\text{m} \leq \text{Lifting Height} \leq 5$
	3048000009			Lifting Height $\geq 5\text{m}$
1	3068005002	Ear ring	2	
2	0000030023	Straight injection oil cup	2	
3	3068022001	Dust ring	2	
4	0000026002	Flexible washer for hole	2	
5	3048002002	Barrier chip	2	
6	3068019002	Retainer Ring	2	
7	3068022002	Shaft seal	2	
8	3068002002	Cylinder cover	2	
9	3068019003	Retainer Ring	2	
10	0000022070	O sealing ring	2	
11	3068027001	Steel backed bearing	2	
12	3048002004	Piston rod	2	
13	3068002003	Piston	2	
14	3068022003	Hole seal	4	
15	3068019004	Retainer Ring	4	
16	3068022004	Support ring for hole	2	
17	0000022020	O sealing ring	2	
18	0090000134	Hexagonal slot nuts	2	
19	0000028020	Cotter pin	2	
20	3068027002	Steel backed bearing	2	
21	3048001078	Cylinder body	2	
22	3048001005	Pin shaft II	2	
23	0000025041	Spring washer	4	
24	0000023263	Screw	4	
25	0000027018	Joint bearing	2	
26	0000026009	Flexible washer for hole	2	
27	0000023140	Bolt	2	
28	0000025043	Spring washer	2	
29	0000024020	Nut	2	
30	3048001004	Pin shaft I	2	

Overhead Guard

FE4P20, 25, 30, 35

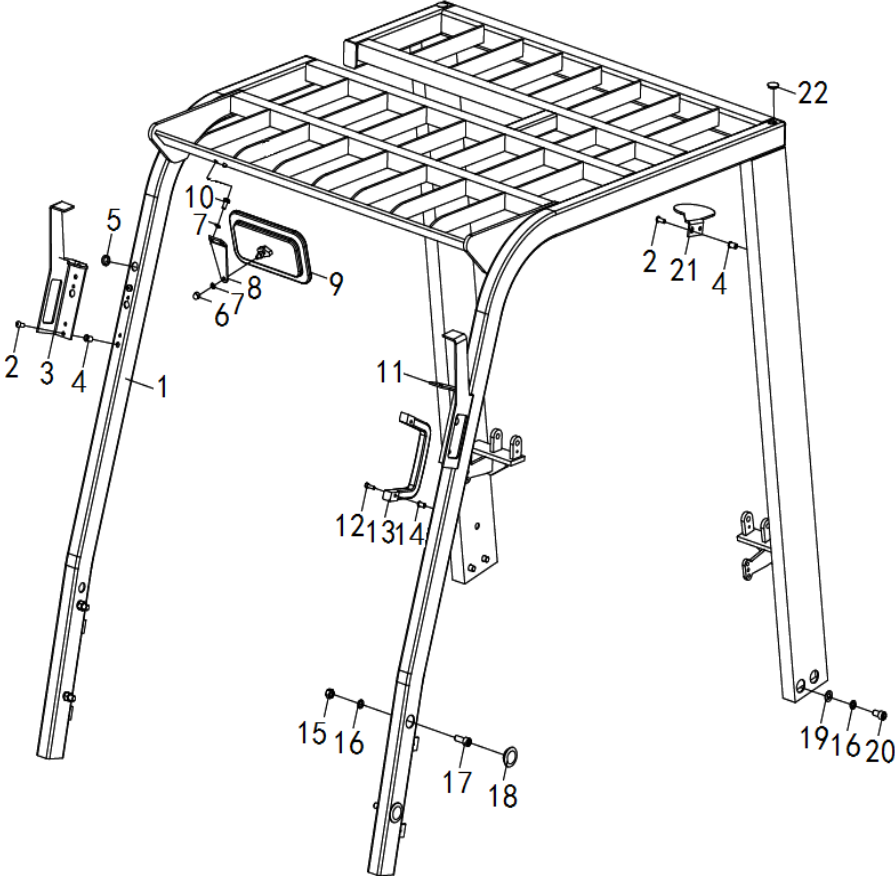


Fig. 84

Fig. 84

Overhead Guard

No.	SN	Name	QTY	Remarks
1	3045101002	Overhead guard	1	FE4P30-35
	3045101001			FE4P20-25
2	0090000448	Screw	6	
3	9000010987	Right headlight bracket	1	
4	0090000596	Nuts	6	
5	3610119002	Rubber plugging cover	3	
6	0000024031	Nut	1	
7	0000025046	Spring washer	3	
8	3015102001	Rear view bracket	1	
9	3015100001	Rear view	1	
10	0000023230	Bolt	2	
11	9000010988	Left headlight bracket	1	
12	0000023143	Screw	2	
13	3005119001	Handrail	1	
14	0090000597	Nuts	2	
15	0000024038	Nut	4	
16	0000025042	Spring washer	4	
17	0000023268	Bolt	4	
18	3045118001	Rubber cover	4	
19	0000025048	Flat washer	4	
20	0000023340	Bolt	4	
21	9000010831	Warning lamp bracket	1	
22	3015118001	Rubber plug	2	

Labels

FE4P20, 25, 30, 35

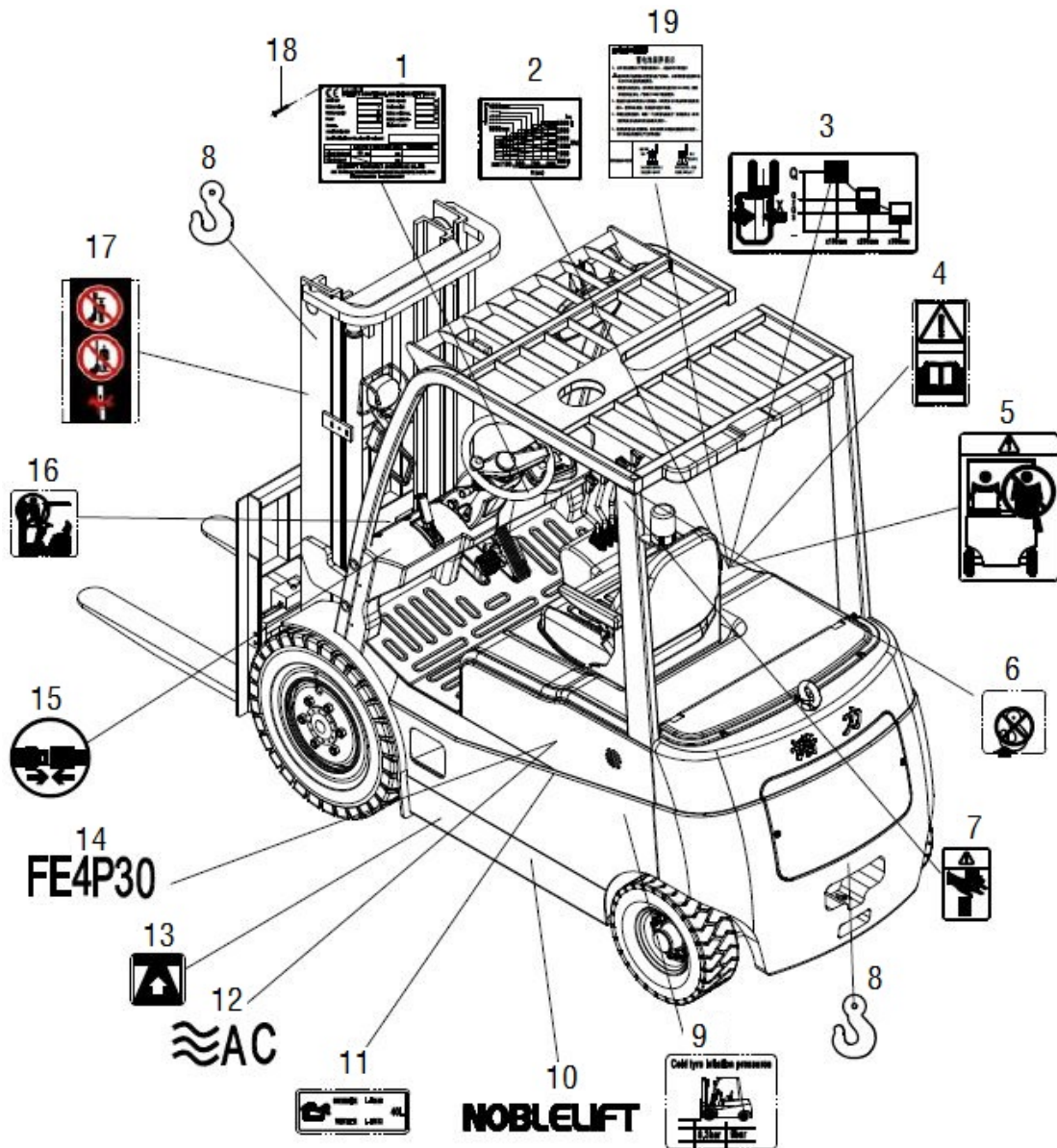


Fig. 85

Labels

No.	SN	Name	QTY	Remarks
1	9000004138	Nameplate	1	FE4P35
	3049137007		1	FE4P30
	3049137015		1	FE4P25
	3049137019		1	FE4P20
2	9000004134	Load curve mark	1	FE4P35
	3049137006		1	FE4P30
	3069137028		1	FE4P25
	3069137023		1	FE4P20
3	9000003915	Lateral labeling	1	
4	9000003916	Label for tips	1	
5	9000003917	No sitting	1	
6	9000003919	No lifting mark	2	
7	9000004115	Squeeze the hand label	2	
8	9000003918	Craning label	3	
9	3049137008	Air pressure plate	2	FE4P35
	3049137002		2	FE4P30
	3049137013		2	FE4P20,25
10	3009137011	Company logo	2	
11	3049137009	Hydraulic oil label	1	
12	3009137014	Label for AC	2	
13	9000003920	Additional label	1	
14	9000004133	Product type logo	2	FE4P35
	3049137003		2	FE4P30
	3049137014		2	FE4025
	3049137018		2	FE4P20
15	9000003921	Seat belts labeling	1	
16	9000003922	Label for no climbing	1	
17	9000003923	Safety tips	2	
18	0000028029	Screw	4	
19	3009137025	Battery maintenance tips	1	

NOBLELIFT 诺力

NOBLELIFT

ZheJiang Noblelift Equipment Joint Stock Co.,Ltd

Tel: 86-572-6210776 6210788

Fax: 86-572-6210777 6128612

PC: 313100

Email: info@noblelift.com

URL: www.noblelift.com www.noblelift.cn

Add: 528 Changzhou Road, Taihu Sub-district, Changxing, Zhejiang 313100 China